

TM 10-4930-361-24P

TECHNICAL MANUAL
UNIT, DIRECT SUPPORT AND GENERAL SUPPORT MAINTENANCE

REPAIR PARTS AND SPECIAL TOOLS LIST (RPSTL)

FOR

FUEL SYSTEM SUPPLY POINT (FSSP)

120,000 GALLON SYSTEM

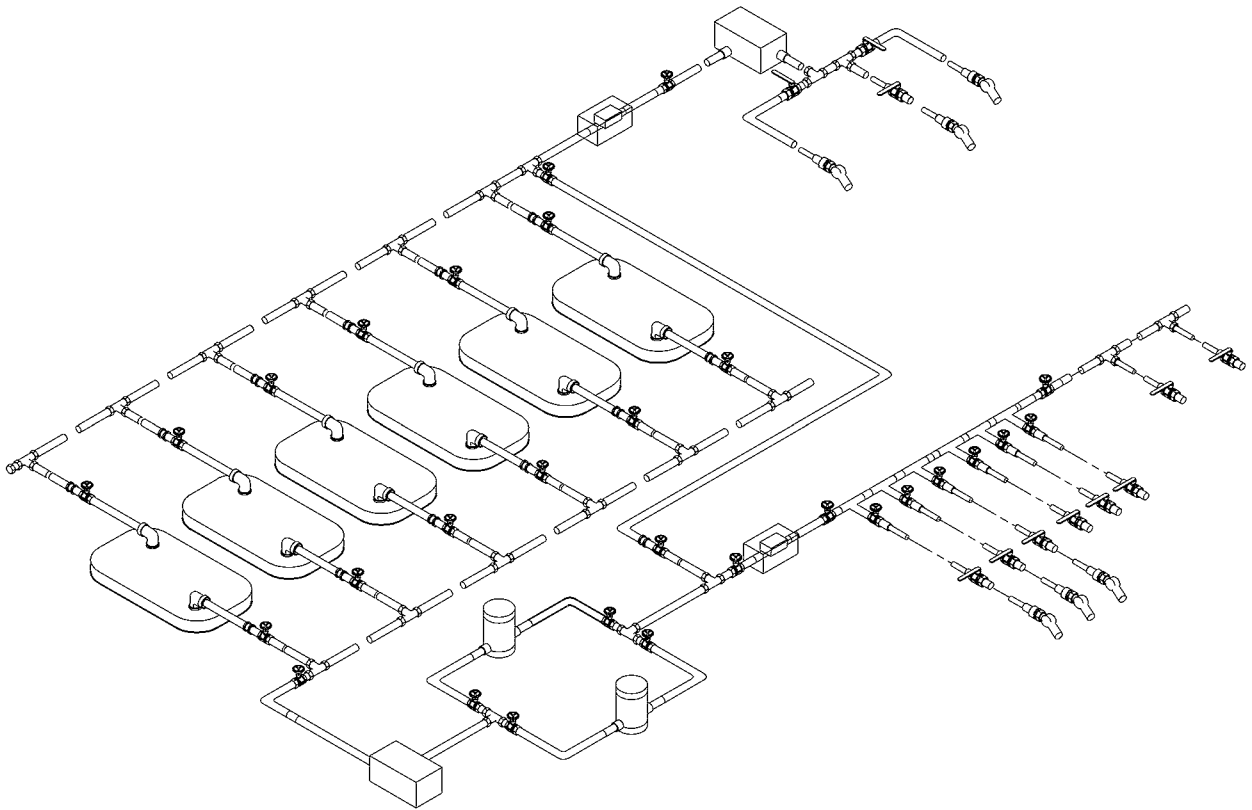
MODEL M106 (FSP)

NSN 4930-01-517-7009

300,000 GALLON SYSTEM

MODEL M107 (FSS)

NSN 4930-01-517-6981



DISTRIBUTION STATEMENT A – Approved for public release; distribution is unlimited

HEADQUARTERS, DEPARTMENT OF THE ARMY

MARCH 2008

LIST OF EFFECTIVE PAGES/WORK PACKAGES

NOTE: Zero in the "Change No." column indicates an original page or work package.

Date of issue for the original manual is:

Original: 31 MARCH 2008

TOTAL NUMBER OF PAGES FOR FRONT AND REAR MATTER IS 28, AND THE TOTAL NUMBER OF WORK PACKAGES IS 58, CONSISTING OF THE FOLLOWING:

PAGE/WP No.	CHANGE NO.	PAGE/WP No.	CHANGE NO.
Front Cover	0	WP 0042 (4 pgs)	0
i-vii	0	WP 0043 (4 pgs)	0
GROUP 01		WP 0044 (2 pgs)	0
WP 0001 (4 pgs)	0	WP 0045 (2 pgs)	0
WP 0002 (4 pgs)	0	WP 0046 (2 pgs)	0
WP 0003 (4 pgs)	0	WP 0047 (4 pgs)	0
WP 0004 (6 pgs)	0	WP 0048 (2 pgs)	0
WP 0005 (4 pgs)	0	WP 0049 (6 pgs)	0
WP 0006 (4 pgs)	0	WP 0050 (4 pgs)	0
WP 0007 (4 pgs)	0	WP 0051 (4 pgs)	0
WP 0008 (6 pgs)	0	WP 0052 (2 pgs)	0
WP 0009 (4 pgs)	0	WP 0053 (2 pgs)	0
WP 0010 (4 pgs)	0	WP 0054 (3 pgs)	0
WP 0011 (4 pgs)	0	GROUP 02	
WP 0012 (4 pgs)	0	WP 0055 (1 pg)	0
WP 0013 (2 pgs)	0	WP 0056 (1 pg)	0
WP 0014 (2 pgs)	0	INDEX	
WP 0015 (2 pgs)	0	WP 0057 (17 pgs)	0
WP 0016 (2 pgs)	0	WP 0058 (20 pgs)	0
WP 0017 (2 pgs)	0		
WP 0018 (2 pgs)	0		
WP 0019 (2 pgs)	0		
WP 0020 (2 pgs)	0		
WP 0021 (2 pgs)	0		
WP 0022 (6 pgs)	0		
WP 0023 (6 pgs)	0		
WP 0024 (8 pgs)	0		
WP 0025 (6 pgs)	0		
WP 0026 (6 pgs)	0		
WP 0027 (4 pgs)	0		
WP 0028 (4 pgs)	0		
WP 0029 (2 pgs)	0		
WP 0030 (4 pgs)	0		
WP 0031 (12 pgs)	0		
WP 0032 (2 pgs)	0		
WP 0033 (2 pgs)	0		
WP 0034 (4 pgs)	0		
WP 0035 (2 pgs)	0		
WP 0036 (6 pgs)	0		
WP 0037 (8 pgs)	0		
WP 0038 (12 pgs)	0		
WP 0039 (2 pgs)	0		
WP 0040 (2 pgs)	0		
WP 0041 (2 pgs)	0		

**HEADQUARTERS,
DEPARTMENT OF THE ARMY**
WASHINGTON, D.C., 31 MARCH 2008

TECHNICAL MANUAL
REPAIR PARTS AND SPECIAL TOOLS LIST (RPSTL)
FOR

FUEL SYSTEM SUPPLY POINT (FSSP)
120,000 GALLON SYSTEM
MODEL M106 (FSP)
NSN 4930-01-517-7009

300,000 GALLON SYSTEM
MODEL M107 (FSS)
NSN 4930-01-517-6981

REPORTING ERRORS AND RECOMMENDING IMPROVEMENTS

You can help improve this publication. If you find any mistakes or if you know of a way to improve the procedures, please let us know. Submit your DA Form 2028 (Recommended Changes to Equipment Technical Publications), through the Internet, on the Army Electronic Product Support (AEPS) website. The Internet address is <https://aeprs.ria.army.mil>. The DA Form 2028 is located under the Public Applications section of the AEPS Public Home Page. Fill out the form and click on SUBMIT. Using this form on the AEPS will enable us to respond quicker to your comments and better manage the DA Form 2028 program. You may also mail, fax, or E-mail your letter or DA Form 2028 direct to: TACOM LIFE CYCLE MANAGEMENT COMMAND, ATTN: AMSTA-LC-LMIT / TECH PUBS, 1 Rock Island Arsenal, Rock Island, IL 61299-7630. The email address is ROCK-TACOM-TECH-PUBS@conus.army.mil. The fax number is DSN 793-0726 or Commercial (309) 782-0726.

Current as of 31 March 2008

TABLE OF CONTENTS

	<u>WP Sequence No.</u>
INTRODUCTION	0001
GROUP 01	
Figure 1 Suction hose and strainer assembly 4.00 in. x 10 ft	0002
Figure 2 Discharge hose assembly 4.00 in. x 10 ft	0003
Figure 3 Discharge hose assembly 4.00 in. x 25 ft	0004
Figure 4 Discharge hose assembly 2.00 in. x 50 ft	0005
Figure 5 Ball valve assembly 2.00 in.	0006
Figure 6 Gate valve assembly 4.00 in.	0007
Figure 7 Butterfly valve assembly	0008
Figure 8 Tee assembly 2.00 in. valved dry-break	0009
Figure 9 Tee assembly 4.00 in. female x male x female	0010
Figure 10 Tee assembly 4.00 in. female x male x male	0011
Figure 11 Tee assembly 4.00 in. male x male x female	0012
Figure 12 Tee assembly 4.00 in. female x female x male	0013
Figure 13 Double male adapter assembly 3.00 in.	0014
Figure 14 Double female adapter assembly 3.00 in.	0015
Figure 15 Double male adapter assembly 4.00 in.	0016
Figure 16 Double female adapter assembly 4.00 in.	0017
Figure 17 Reducer assembly, female 4.00 in. x male 3.00 in.	0018
Figure 18 Reducer assembly, male 4.00 in. x female 3.00 in.	0019
Figure 19 Reducer assembly, female 4.00 in. x male 2.00 in.	0020
Figure 20 Reducer assembly, female 2.00 in. x male 1.50 in.	0021
Figure 21 Closed-circuit refueling nozzle assembly	0022
Figure 22 Fuel and oil servicing nozzle assembly 1.00 in.	0023
Figure 23 Fuel and oil servicing nozzle assembly 1.50 in.	0024
Figure 24 Underwing aircraft nozzle assembly 2.00 in.	0025
Figure 25 Underwing aircraft nozzle assembly 4.00 in. female camlock	0026
Figure 26 Underwing aircraft nozzle assembly 4.00 in. male camlock	0027
Figure 27 2.00 In. female quick-disconnect x 2.00 in. valved dry-break adapter assembly	0028
Figure 28 2.00 In. male quick-disconnect x 2.00 in. valved dry-break adapter assembly	0029
Figure 29 NATO tank truck coupling set	0030
Figure 30 Miscellaneous couplings and fittings	0031
Figure 31 Wet wing defueling assembly	0032
Figure 32 Spill containment berm	0033
Figure 33 Collapsible fuel tank	0034
Figure 34 Tank volume meter	0035
Figure 35 Fuel additive injection assembly	0036
Figure 36 Fuel additive injection assembly skid subassembly	0037
Figure 37 Fuel additive injection assembly injector subassembly	0038
Figure 38 Fuel additive injection assembly control panel	0039
Figure 39 Fuel additive injection assembly tank assembly	0040
Figure 40 Fuel additive injection assembly sample probe	0041
Figure 41 Fuel additive injection assembly gear reducer	0042
Figure 42 Fuel additive injection assembly CI-SDA pump assembly	0043
Figure 43 Fuel additive injection assembly FSII pump assembly	0044
Figure 44 Fuel additive injection assembly FSII sample test kit	0045
Figure 45 Pumping assembly	0046
Figure 46 Filter separator	0047
Figure 47 Flowmeter assembly	0048
Figure 48 Fuel spill control kit	0049
Figure 49 Displacement and evacuation set	0050
Figure 50 Safety and accessibility equipment	0051

TABLE OF CONTENTS (Cont'd)

	<u>WP Sequence No.</u>
Figure 51 Hose repair assembly	0052
Figure 52 Reusable containers	0053
Figure 53 Tricon Container	0054
GROUP 02	
Figure 54 Repair Parts Kits	0055
Figure 55 Bulk Items List	0056
INDEX	
National Stock Number Index	0057
Part Number Index	0058

UNIT, DIRECT SUPPORT AND GENERAL SUPPORT MAINTENANCE
 FUEL SYSTEM SUPPLY POINT (FSSP)
 REPAIR PARTS AND SPECIAL TOOLS LIST (RPSTL)

INTRODUCTION

SCOPE

This RPSTL lists and authorizes spare and repair parts; special tools; special test, measurement and diagnostic equipment (TMDE); and other special support equipment required for performance of unit, direct support, and general support maintenance of the Fuel System Supply Point. It authorizes the requisitioning, issue, and disposition of spares, repair parts, and special tools as indicated by the source, maintenance, and recoverability (SMR) codes.

GENERAL

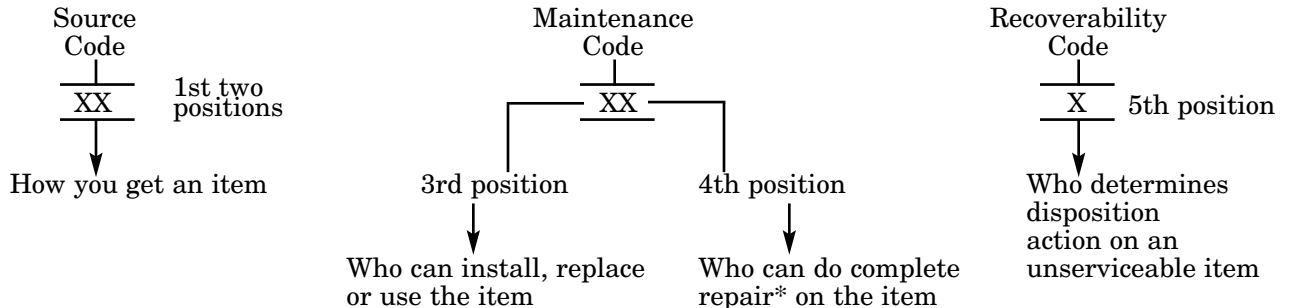
In addition to this Introduction work package, this RPSTL is divided into the following work packages.

1. **Repair Parts List Work Packages.** Work packages containing lists of spares and repair parts authorized by this RPSTL for use in the performance of maintenance. These work packages also include parts which must be removed for replacement of the authorized parts. Parts lists are composed of functional groups in ascending alphanumeric sequence, with the parts in each group listed in ascending figure and item number sequence. Sending units, brackets, filters, and bolts are listed with the component they mount on. Bulk materials are listed by item name in FIG. BULK at the end of the work packages. Repair parts kits are listed separately in their own functional group and work package. Repair parts for reparable special tools are also listed in a separate work package. Items listed are shown on the associated illustrations.
2. **Special Tools List Work Packages.** Work packages containing lists of special tools, special TMDE, and special support equipment authorized by this RPSTL (as indicated by Basis of Issue (BOI) information in the DESCRIPTION AND USABLE ON CODE (UOC) column). Tools that are components of common tool sets and/or Class VII are not listed.
3. **Cross-Reference Indexes Work Packages.** There are (enter applicable number) cross-reference indexes work packages in this RPSTL: the National Stock Number (NSN) Index work package and the Part Number (P/N) Index work package. The National Stock Number Index work package refers you to the figure and item number. The Part Number Index work package refers you to the figure and item number.

EXPLANATION OF COLUMNS IN THE RPSTL WORK PACKAGES

ITEM NO. (Column 1). Indicates the number used to identify items called out in the illustration.

SMR CODE (Column 2). The Source, Maintenance, and Recoverability (SMR) code is a 5-position code containing supply/requisitioning information, maintenance category authorization criteria, and disposition instruction, as shown in the following breakout:



* Complete Repair: Maintenance capacity, capability, and authority to perform all corrective maintenance tasks of the Repair function in a use/user environment in order to restore serviceability to a failed item.

Source Code(1st two positions). The source code tells you how to get an item needed for maintenance, repair, or overhaul of an end item/equipment. Explanations of source codes follow:

Code	Explanation
PA	Stocked items; use the applicable NSN to request/requisition items with these source codes. They are authorized to the category indicated by the code entered in the 3rd position of the SMR code.
PB	
PC**	
PE	
PF	
PG	
KD	Items with these codes are not to be requested/requisitioned individually. They are part of a kit which is authorized to the maintenance category indicated in the 3rd position of the SMR code. The complete kit must be requisitioned and applied.
KF	
KB	
MO- (Made at Unit Level)	Items with these codes are not to be requested/requisitioned individually. They must be made from bulk material which is identified by the part number in the DESCRIPTION AND USABLE ON CODE (UOC) column and listed in the bulk material group of the repair parts list in the RPSTL. If the item is authorized to you by the 3rd position code of the SMR code, but the source code indicates it is made at a higher level, order the item from the higher level of maintenance.
MF- (Made at DS Level)	
MH- (Made at GS Level)	
ML- (Made at Specialized Repair Act (SRA))	
MD- (Made at Depot)	
AO- (Assembled by Unit Level)	Items with these codes are not to be requested/requisitioned individually. The parts that make up the assembled item must be requisitioned or fabricated and assembled at the level of maintenance indicated by the source code. If the 3rd position code of the SMR code authorized you to replace the item, but the source code indicates the item is assembled at a higher level, order the item from the higher level of maintenance.
AF- (Assembled by DS Level)	
AH- (Assembled by GS Level)	
AL- (Assembled by SRA)	
AD- (Assembled by Depot)	
XA-	Do not requisition an XA-coded item. Order its next higher assembly. (Also, refer to the note below.)
XB-	If an XB item is not available from salvage, order it using CAGEC and part number given.
XC-	Installation drawing, diagram, instruction sheet, field service drawing, that is identified by manufacturer's part number.
XD-	Item is not stocked. Order an XD-coded item through normal supply channels using the CAGEC and part number given, if no NSN is available.

NOTE

Cannibalization or controlled exchange, when authorized, may be used as a source of supply for items with the above source codes, except for those source coded XA.

Maintenance Code. Maintenance codes tell you the level(s) of maintenance authorized to USE and REPAIR support items. The maintenance codes are entered in the third and fourth positions of the SMR code as follows:

Third Position. The maintenance code entered in the third position tells you the lowest maintenance level authorized to remove, replace, and use an item. The maintenance code entered in the third position will indicate authorization to one of the following levels of maintenance.

Code	Application/Explanation
C	– Crew or operator maintenance done within organizational maintenance.
O	– Unit level can remove, replace, and use the item.
F	– Direct support level can remove, replace, and use the item.
H	– General support level can remove, replace, and use the item.
L	– Specialized repair activity can remove, replace, and use the item.
D	– Depot level can remove, replace, and use the item.

Fourth Position. The maintenance code entered in the fourth position tells you whether or not the item is to be repaired and identifies the lowest maintenance level with the capability to do complete repair (i.e., perform all authorized repair functions).

NOTE

Some limited repair may be done on the item at a lower level of maintenance, if authorized by the Maintenance Allocation Chart (MAC) and SMR codes. This position will contain one of the following maintenance codes.

Code	Application/Explanation
O	– Unit is the lowest level that can do complete repair of the item.
F	– Direct support is the lowest level that can do complete repair of the item.
H	– General support is the lowest level that can do complete repair of the item.
L	– Specialized repair activity (designate the specialized repair activity) is the lowest level that can do complete repair of the item.
D	– Depot is the lowest level that can do complete repair of the item.
Z	– Nonrepairable. No repair is authorized.
B	– No repair is authorized. (No parts or special tools are authorized for the maintenance of a B-coded item.) However, the item may be reconditioned by adjusting, lubricating, etc., at the user level.

Recoverability Code. Recoverability codes are assigned to items to indicate the disposition action on unserviceable items. The recoverability code is entered in the fifth position of the SMR code as follows:

Recoverability Code	Application/Explanation
Z	– Nonrepairable item. When unserviceable, condemn and dispose of the item at the level of maintenance shown in 3rd position of SMR code.
O	– Repairable item. When uneconomically repairable, condemn and dispose of the item at unit level.
F	– Repairable item. When uneconomically repairable, condemn and dispose of the item at the direct support level.
H	– Repairable item. When uneconomically repairable, condemn and dispose of the item at the general support level.
D	– Repairable item. When beyond lower level repair capability, return to depot. Condemnation and disposal of item not authorized below depot level.
L	– Repairable item. Condemnation and disposal not authorized below specialized repair activity (SRA).
A	– Item requires special handling or condemnation procedures because of specific reasons (e.g.; precious metal content, high dollar value, critical material, or hazardous material). Refer to appropriate manuals/directives for specific instructions.

NSN (Column 3)). The NSN for the item is listed in this column.

CAGEC (Column 4)). The Commercial and Government Entity Code (CAGEC) is a 5-digit numeric code used to identify the manufacturer, distributor, or Government agency/activity that supplies the item.

Part Number (Column 5)). Indicates the primary number used by the manufacturer (individual, company, firm, corporation, or Government activity), which controls the design and characteristics of the item by means of its engineering drawings, specifications standards, and inspection requirements to identify an item or range of items. Part numbers not available (N/A) will be provided as updates to this manual when available.

NOTE

When you use a NSN to requisition an item, the item you receive may have a different part number from the part ordered.

Description and Usable on Code (UOC) (Column (6)). This column includes the following information:

- (1) The Federal item name and, when required, a minimum description to identify the item.
- (2) Items that are included in kits and sets are listed below the name of the kit or set.
- (3) Spare/repair parts that make up an assembled item are indented and listed immediately following the assembled item line entry.
- (4) Part numbers for bulk materials are referenced in this column in the line item entry for the item to be manufactured/fabricated.
- (5) When the item is not used with all serial numbers of the same model, the effective serial numbers are shown on the last line(s) of the description (before UOC).
- (6) The usable on code, when applicable (refer to paragraph 5, Special Information).
- (7) In the Special Tools List section, the Basis of Issue (BOI) appears as the last line(s) in the entry for each special tool, special TMDE, and other special support equipment. When density of equipment supported exceeds density spread indicated in the Basis of Issue, the total authorization is increased proportionately.
- (8) The statement END OF FIGURE appears just below the last item description in column 6 for a given figure in both the repair parts list and special tools list work packages.

QTY (Column (7)). The QTY (quantity per figure column) indicates the quantity of the item used in the breakout shown on the illustration figure, which is prepared for a functional group, subfunctional group, or an assembly. A "V" appearing in this column in lieu of a quantity indicates that the quantity is variable and the quantity may change from application to application.

EXPLANATION OF CROSS-REFERENCE INDEXES WORK PACKAGES FORMAT AND COLUMNS**1. National Stock Number (NSN) Index Work Packages.**

STOCK NUMBER Column. This column lists the NSN by National Item Identification Number (NIIN)

NSN

sequence. The NIIN consists of the last nine digits of the NSN (i.e., 5305-01-674-1467). When using this column

NIIN

to locate an item, ignore the first 4 digits of the NSN. However, the complete NSN should be used when ordering items by stock number.

FIG. Column. This column lists the number of the figure where the item is identified/located. The figures are in numerical order in the repair parts and special tools list work packages.

ITEM Column. The item number identifies the item associated with the figure listed in the adjacent FIG. column. This item is also identified by the NSN listed on the same line.

2. Part Number (P/N) Index Work Package. Part numbers in this index are listed by part number in ascending alphanumeric sequence (i.e., vertical arrangement of letter and number combination which places the first letter or digit of each group in order numbers 0 through 9, followed by the A through Z and each following letter or digit in like order).

PART NUMBER Column. Indicates the primary number used by the manufacturer (individual, company, firm, corporation, or Government activity), which controls the design and characteristics of the item by means of its engineering drawings, specifications standards, and inspection requirements to identify an item or range of items.

FIG. Column. This column lists the number of the figure where the item is identified/located in the repair parts list and special tool list work packages.

ITEM Column. The item number is that number assigned to the item as it appears in the figure referenced in the adjacent figure number column.

SPECIAL INFORMATION

USABLE ON CODE. The usable on code appears in the lower left corner of the Description Column heading. Usable on codes are shown as “UOC:” in the Description Column (justified left) on the first line applicable item description/nomenclature. Uncoded items are applicable to all models. Identification of the usable on codes used in the RPSTL are:

Code	Used On
FSP	Model M106
FSS	Model M107

Fabrication Instructions. Bulk materials required to manufacture items are listed in the Bulk Material Functional Group of this RPSTL. Part numbers for bulk materials are also referenced in the description column of the line item entry for the item to be manufactured/fabricated. Detailed fabrication instructions for items source code to be manufactured or fabricated are found in TM 10-4930-361-24P.

Assembly Instruction. Detailed assembly instructions for items source coded to be assembled from component spare/repair parts are found in TM 10-4930-361-24P. Items that make up the assembly are listed immediately following the assembly item entry or reference is made to an applicable figure.

Kits. Line item entries for repair parts kits appear in group 9401 KITS in the repair parts list work packages.

Index Numbers. Items which have the word BULK in the figure column will have an index number shown in the item number column. This index number is a cross-reference between the National Stock Number/Part Number Index and the bulk material list in the repair parts list work packages.

Associated Publications. The publications listed below pertain to the Fuel System Supply Point (FSSP) and their components:

TM 10-4320-361-14 Combined Operator Maintenance Manual

HOW TO LOCATE REPAIR PARTS

When National Stock Number or Part Number is Not Known.

- (1) **First.** Using the table of contents, determine the assembly group or subassembly group to which the item belongs. This is necessary since figures are prepared for assembly groups and subassembly groups, and listings are divided into the same groups.
- (2) **Second.** Find the figure covering the assembly group or subassembly group to which the item belongs.
- (3) **Third.** Identify the item on the figure and use the Figure and Item Number Index to find the NSN.
- (4) **Fourth.** Look in the repair parts list work packages for the figure and item numbers. The NSNs and part numbers are on the same line as the associated item numbers.

When National Stock Number or Part Number is Known.

- (1) **First.** Using the Index of National Stock Numbers and Part Numbers, find the pertinent National Stock Number or Part Number. The NSN index is in National Item Identification Number (NIIN) sequence (see 4.a.(1)). The part numbers in the Part Number index are listed in ascending alphanumeric sequence (see 4.b.). Both indexes cross-reference you to the illustration figure and item number of the item you are looking for.
- (2) **Second.** After finding the figure and item number, verify that the item is the one you are looking for, then locate the item number in the repair parts list for the figure.

END OF WORK PACKAGE

FIELD REPAIR PARTS AND SPECIAL TOOLS LIST (RPSTL)

FUEL SYSTEM SUPPLY POINT (FSSP)
 REPAIR PARTS AND SPECIAL TOOLS LIST
 UNIT, DIRECT SUPPORT AND GENERAL SUPPORT MAINTENANCE
 120,000 GALLON SYSTEM MODEL M106 (FSP) NSN 4930-01-517-7009;
 300,000 GALLON SYSTEM MODEL M107 (FSS) NSN 4930-01-517-6981

1 — 2
 thru
 10

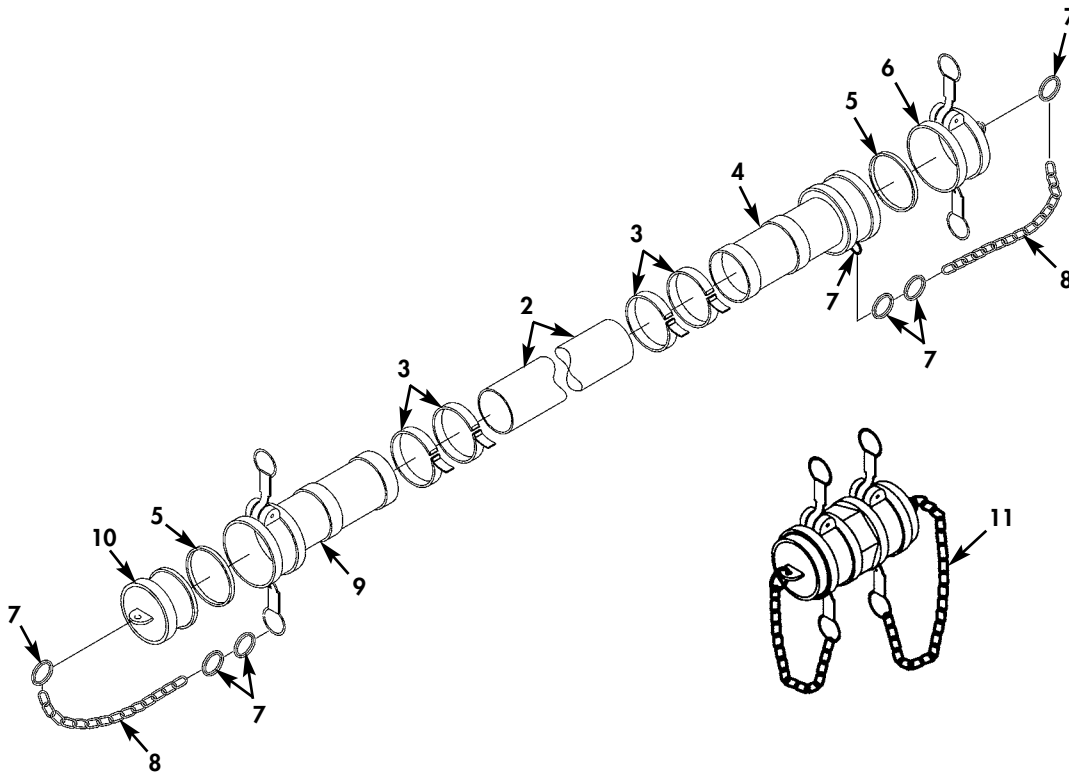


Figure 1. Suction Hose and Strainer Assembly 4.00 In. x 10 Ft.

(1) ITEM NO	(2) SMR CODE	(3) NSN	(4) CAGEC	(5) PART NUMBER	(6) DESCRIPTION AND USABLE ON CODES (UOC)	(7) QTY
GROUP 0001 0001						
FIG. 1 SUCTION HOSE AND STRAINER ASSEMBLY 4.00 IN X 10 FT						
1	PAOOO	4720012625146	81349	M370B091A0100A	HOSE ASSEMBLY, NONME.....	62
2	PAOZZ		90598	78003-1	HOSE, NONMETALLIC.....	1
3	PAOZZ		90598	78007-8	.CLAMP, RING.....	4
4	PAOZZ	4730006497388	58536	AA59326II19	.COUPLING HALF, QUICK.....	1
5	PAOZZ	5330008994509	58536	AA59326-9	.GASKET.....	2
6	PAOOO	4730006406156	58536	AA59326IX-9	.CAP, QUICK DISCONN.....	1
7	PAOZZ	5340015150537	39428	86805T38	.HOLDER, KEY.....	6
8	MOOZZ		39428	3610T32-1	.ROPE, WIRE MAKE FROM CAGE 39428 P/N 3610T32. USE 19 LINKS.....	2
9	PAOOO	4730012359769	58536	AA59326VI19	.COUPLING HALF, QUICK.....	1
10	PAOOO	4730006406188	58536	AA59326X19	.PLUG, QUICK DISCONN.....	1
11	PAOOZ	4730015404264	41592	735SBA4000 ASAJ	COUPLING HALF, QUICK DISCONNECT 4 IN SCREEN ASSEMBLY.....	3

END OF FIGURE

FIELD REPAIR PARTS AND SPECIAL TOOLS LIST (RPSTL)

FUEL SYSTEM SUPPLY POINT (FSSP)
 REPAIR PARTS AND SPECIAL TOOLS LIST
 UNIT, DIRECT SUPPORT AND GENERAL SUPPORT MAINTENANCE
 120,000 GALLON SYSTEM MODEL M106 (FSP) NSN 4930-01-517-7009;
 300,000 GALLON SYSTEM MODEL M107 (FSS) NSN 4930-01-517-6981

1 — 2
thru
10

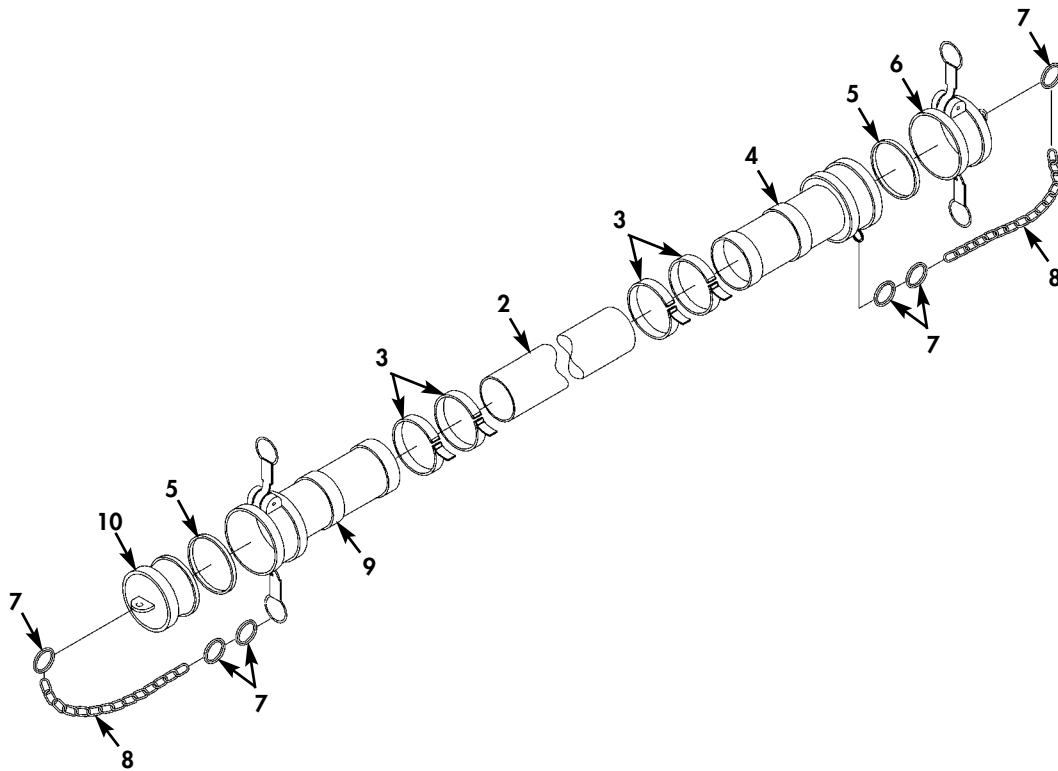


Figure 2. Discharge Hose Assembly 4.00 In. x 10 Ft.

(1) ITEM NO	(2) SMR CODE	(3) NSN	(4) CAGEC	(5) PART NUMBER	(6) DESCRIPTION AND USABLE ON CODES (UOC)	(7) QTY
GROUP 0001 0002						
FIG. 2 DISCHARGE HOSE ASSEMBLY 4.00 IN X 10 FT						
1	PAOOO	4720000830044	81349	M370B091A0120A	HOSE ASSEMBLY, NONME.....	57
2	PAOZZ	4720015443261	90598	78007-1	.HOSE, NONMETALLIC.....	1
3	PAOZZ		90598	78007-8	.CLAMP, RING.....	4
4	PAOZZ	4730006497388	58536	AA59326II19	.COUPLING HALF, QUICK.....	1
5	PAOZZ	5330008994509	58536	AA59326-9	.GASKET.....	2
6	PAOOZ	4730006406156	58536	AA59326IX-9	.CAP, QUICK DISCONN.....	1
7	PAOZZ	5340015150537	39428	86805T38	.HOLDER, KEY.....	6
8	MOOZZ		39428	3610T32-1	.ROPE, WIRE MAKE FROM CAGE 39428 P/N 3610T32. USE 19 LINKS.....	2
9	PAOOO	4730012359769	58536	AA59326VI19	.COUPLING HALF, QUICK.....	1
10	PAOOO	4730006406188	58536	AA59326X19	.PLUG, QUICK DISCONN.....	1

END OF FIGURE

FIELD REPAIR PARTS AND SPECIAL TOOLS LIST (RPSTL)

FUEL SYSTEM SUPPLY POINT (FSSP)
REPAIR PARTS AND SPECIAL TOOLS LIST
UNIT, DIRECT SUPPORT AND GENERAL SUPPORT MAINTENANCE
120,000 GALLON SYSTEM MODEL M106 (FSP) NSN 4930-01-517-7009;
300,000 GALLON SYSTEM MODEL M107 (FSS) NSN 4930-01-517-6981

1 — 2
thru
10

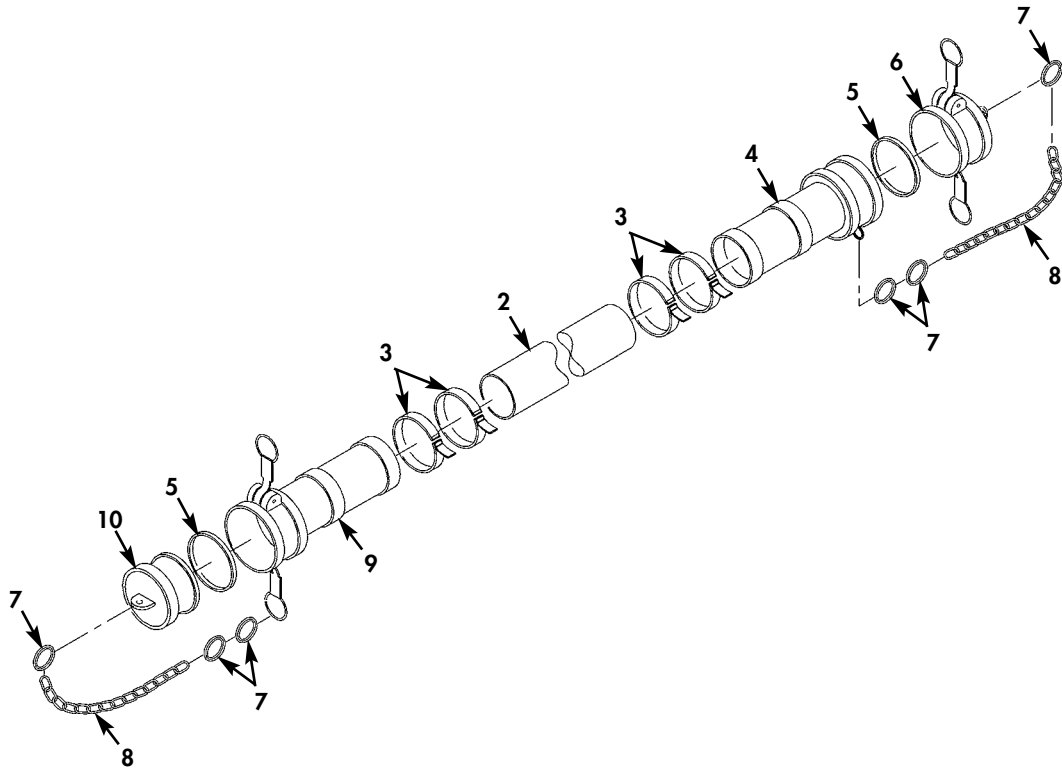


Figure 3. Discharge Hose Assembly 4.00 In. x 25 Ft.

(1) ITEM NO	(2) SMR CODE	(3) NSN	(4) CAGEC	(5) PART NUMBER	(6) DESCRIPTION AND USABLE ON CODES (UOC)	(7) QTY
GROUP 0001 0003						
FIG. 3 DISCHARGE HOSE ASSEMBLY 4.00 IN X 25 FT						
1	PAOOO	4720015426906	90598	78007-102	HOSE ASSEMBLY, NONME.....	43
2	PAOZZ	4720015427663	90598	78007-3	.HOSE, NONMETALLIC.....	1
3	PAOZZ		90598	78007-8	.CLAMP, RING.....	4
4	PAOZZ	4730006497388	58536	AA59326II19	.COUPLING HALF, QUICK.....	1
5	PAOZZ	5330008994509	58536	AA59326-9	.GASKET.....	2
6	PAOOO	4730006406156	58536	AA59326IX-9	.CAP, QUICK DISCONNEC.....	1
7	PAOZZ	5340015150537	39428	86805T38	.HOLDER, KEY.....	6
8	MOOZZ		39428	3610T32-1	.ROPE, WIRE MAKE FROM CAGE 39428 P/N 3610T32. USE 19 LINKS.....	2
9	PAOOO	4730012359769	58536	AA59326VI19	.COUPLING HALF, QUICK.....	1
10	PAOOO	4730006406188	58536	AA59326X19	.PLUG, QUICK DISCONN.....	1

END OF FIGURE

FUEL SYSTEM SUPPLY POINT (FSSP)
REPAIR PARTS AND SPECIAL TOOLS LIST
UNIT, DIRECT SUPPORT AND GENERAL SUPPORT MAINTENANCE
120,000 GALLON SYSTEM MODEL M106 (FSP) NSN 4930-01-517-7009;
300,000 GALLON SYSTEM MODEL M107 (FSS) NSN 4930-01-517-6981

1 —

2 thru 40

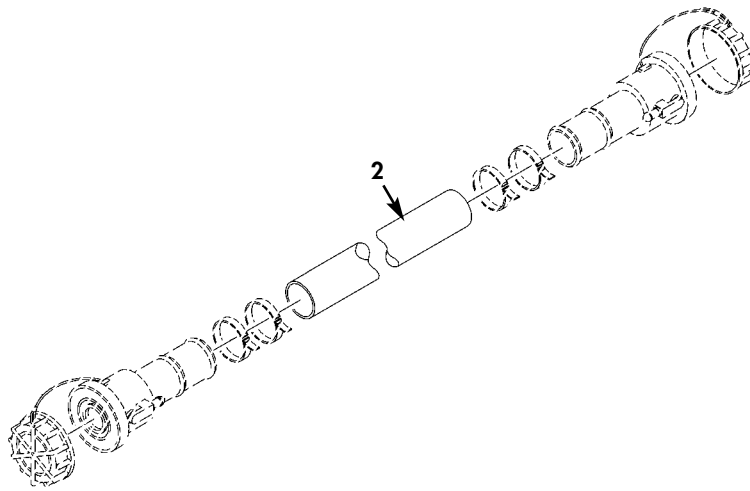


Figure 4. Discharge Hose Assembly 2.00 In. x 50 Ft. (Sheet 1 of 2).

FUEL SYSTEM SUPPLY POINT (FSSP)
 REPAIR PARTS AND SPECIAL TOOLS LIST
 UNIT, DIRECT SUPPORT AND GENERAL SUPPORT MAINTENANCE
 120,000 GALLON SYSTEM MODEL M106 (FSP) NSN 4930-01-517-7009;
 300,000 GALLON SYSTEM MODEL M107 (FSS) NSN 4930-01-517-6981

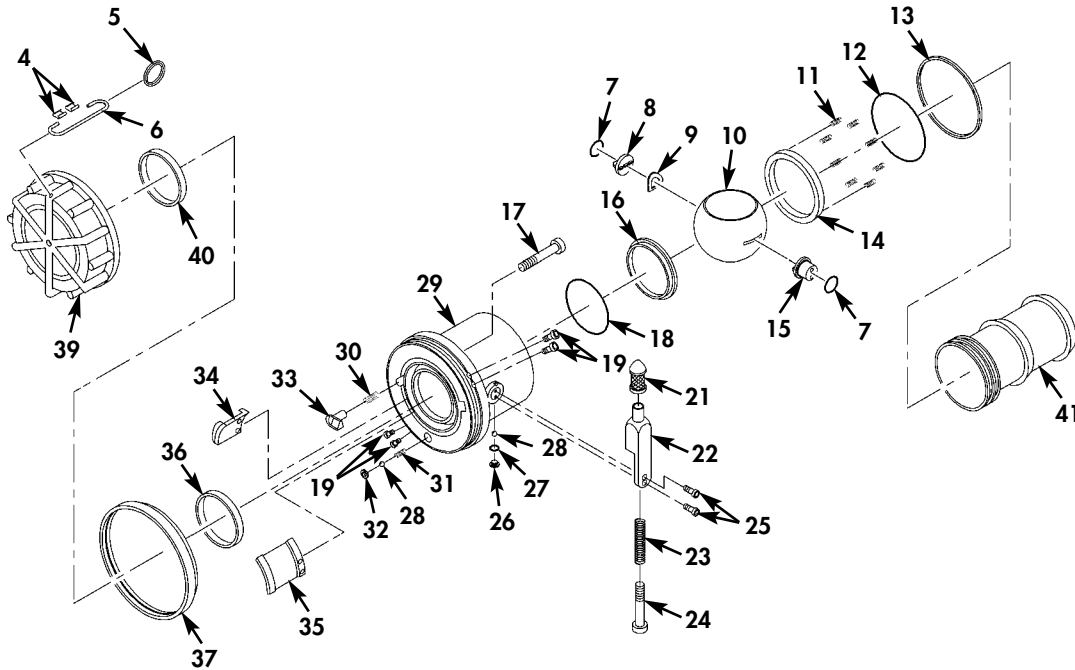
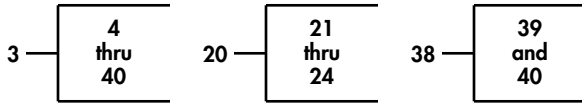


Figure 4. Discharge Hose Assembly 2.00 In. x 50 Ft. (Sheet 2 of 2).

(1) ITEM NO	(2) SMR CODE	(3) NSN	(4) CAGEC	(5) PART NUMBER	(6) DESCRIPTION AND USABLE ON CODES (UOC)	(7) QTY
GROUP 0001 0004						
FIG. 4 DISCHARGE HOSE ASSEMBLY 2.00 IN X 50 FT						
1	PAOFF	4720015436000	90598	78009-100	HOSE ASSEMBLY, NONME.....	6
2	PAOZZ	4720015436638	90598	78009-1	. HOSE, NONMETALLIC.....	1
3	PAOFF	4730012969463	00624	AE88053R	. COUPLING HALF, QUICK.....	2
4	PAOZZ	4030004315537	30003	2842687	.. SWAGING SLEEVE, WIRE.....	2
5	PAFZZ	5365014905797	ODT23	220482	.. RING, CONNECTING, ROU.....	1
6	PAOZZ	4010015436609	ODT23	82499-1800	.. ROPE, WIRE.....	1
7	PAFZZ	5331002483840	81343	MS29513-014	.. O-RING.....	2
8	PAFZZ	5315014573252	ODT23	220150	.. PIN, QUICK RELEASE.....	1
9	PAFZZ	5310006053789	97942	577R391	.. WASHER, SPRING TENSI.....	1
10	PAFZZ	4810014567622	ODT23	220152	.. BALL, VALVE, PORTED.....	1
11	PAFZZ	5360014615852	ODT23	220153	.. SPRING, HELICAL, COMP.....	8
12	PAFZZ	5331002917384	81343	MS29513-133	.. O-RING.....	1
13	PAFZZ	5331002917337	81343	MS29513-228	.. O-RING.....	1
14	PAFZZ	5330014569662	ODT23	220157	.. SEAL, PLAIN.....	1
15	PAFZZ	2815014567605	ODT23	220154	.. SHAFT, CONTROL ASSEM.....	1
16	PAFZZ	5330015435609	ODT23	221284	.. SEAL, PLAIN.....	1
17	PAFZZ	5305014561139	96906	MS16997-24L	.. SCREW, CAP, SOCKET HE.....	1
18	PAFZZ	5331004819987	81343	MS29513-032	.. O-RING.....	1
19	PAFZZ	5305015533235	81343	MS16998-20L	.. SCREW, CAP, SOCKET HE.....	4
20	PAFFF	5340014588470	ODT23	47085	.. HANDLE, MANUAL CONTR.....	1
21	PAFZZ	5355015434100	ODT23	220142	... KNOB.....	1
22	PAFZZ	5340015434528	ODT23	220147	... LEVER, MANUAL CONTRO.....	1
23	PAFZZ	5360015436716	ODT23	220145	... SPRING, HELICAL, COMP.....	1
24	PAFZZ	5305015436710	ODT23	220204	... SCREW, MACHINE.....	1
25	PAFZZ	5305015434523	ODT23	PL24693C50	.. SCREW, MACHINE.....	2

(1) ITEM NO	(2) SMR CODE	(3) NSN	(4) CAGEC	(5) PART NUMBER	(6) DESCRIPTION AND USABLE ON CODES (UOC)	(7) QTY
26	PAFZZ	5305009881720	96906	MS35206-276	.. SCREW, MACHINE.....	1
27	PAFZZ	5331002483835	81343	MS29513-010	.. O-RING.....	1
28	PAFZZ	3110015048557	ODT23	220265	.. BALL, BEARING.....	42
29	XAFZZ		ODT23	220163-3	.. BODY.....	1
30	PAFZZ	5360014541830	ODT23	220149	.. SPRING, HELICAL, COMP.....	1
31	PAFZZ	5360014665850	ODT23	220335	.. SPRING, HELICAL, COMP.....	1
32	PAFZZ	4820015048924	ODT23	220334	.. SEAT, VALVE.....	1
33	PAFZZ	5315014572803	ODT23	220151	.. PIN, QUICK RELEASE.....	1
34	PAFZZ	4820015048923	ODT23	220159-2	.. LUG, SHORT.....	1
35	PAFZZ	4820015030710	ODT23	220159-1	.. LUG, LONG.....	1
36	PAFZZ	5330014339203	ODT23	220146	.. SEAL, PLAIN.....	1
37	PAFZZ	2510014567850	ODT23	220161	.. CAP, BUMPER.....	1
38	PAOOO	2910014562273	ODT23	47062	.. CAP DUST.....	1
39	PAOZZ	4730015439501	ODT23	220162	... CAP, QUICK DISCONNEC.....	1
40	PAFZZ	5330014339203	ODT23	220146	... SEAL, PLAIN.....	1
41	PAFZZ	4730015437831	ODT23	220130-1	.. NIPPLE, HOSE.....	1

END OF FIGURE

FIELD REPAIR PARTS AND SPECIAL TOOLS LIST (RPSTL)

FUEL SYSTEM SUPPLY POINT (FSSP)
 REPAIR PARTS AND SPECIAL TOOLS LIST
 UNIT, DIRECT SUPPORT AND GENERAL SUPPORT MAINTENANCE
 120,000 GALLON SYSTEM MODEL M106 (FSP) NSN 4930-01-517-7009;
 300,000 GALLON SYSTEM MODEL M107 (FSS) NSN 4930-01-517-6981

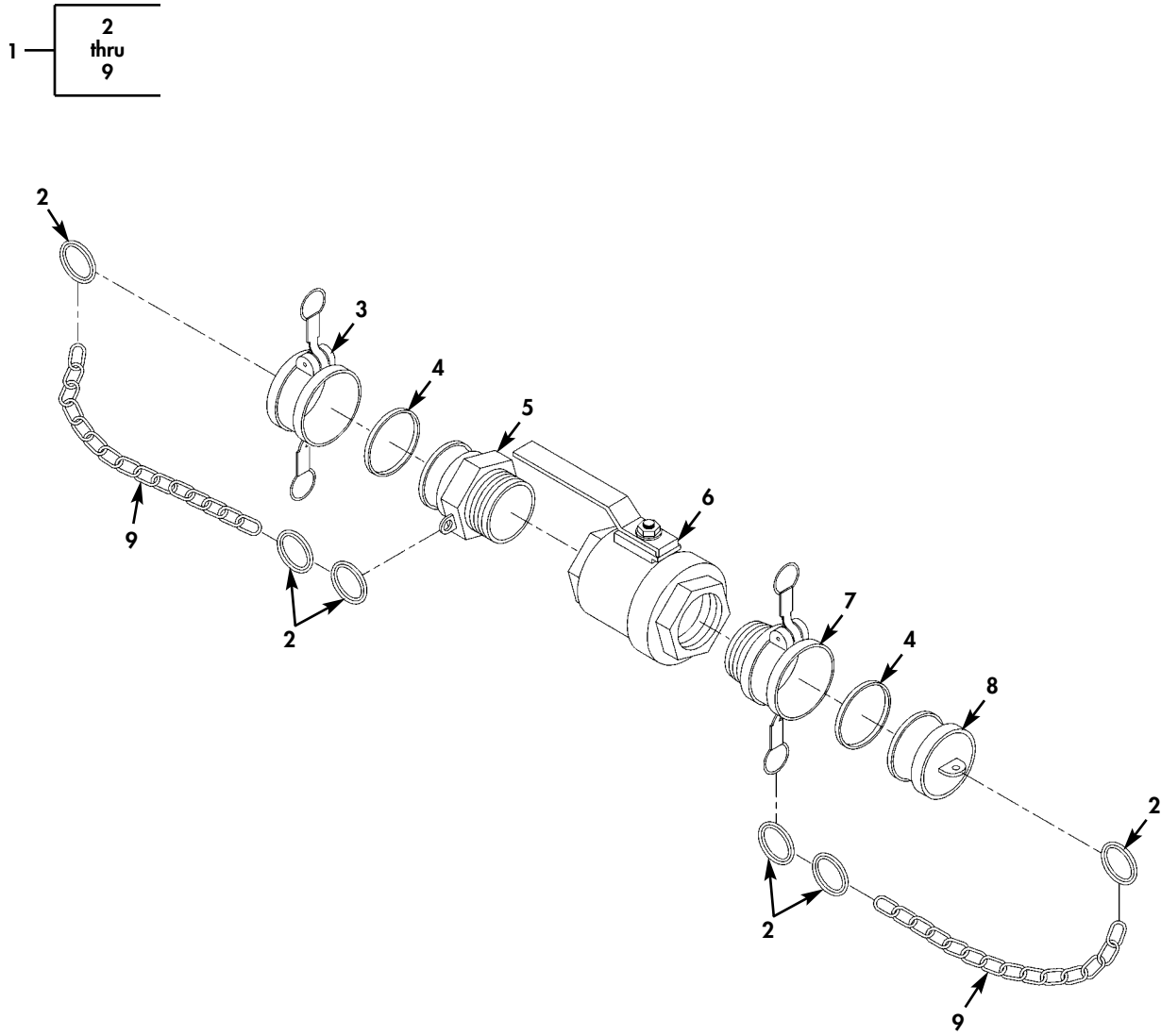


Figure 5. Ball Valve Assembly 2.00 In.

(1) ITEM NO	(2) SMR CODE	(3) NSN	(4) CAGEC	(5) PART NUMBER	(6) DESCRIPTION AND USABLE ON CODES (UOC)	(7) QTY
GROUP 0001 0005						
FIG. 5 BALL VALVE ASSEMBLY 2.00 IN						
1	PAOOO	4730015433975	90598	78048-100	ADAPTER ASSEMBLY,VA.....	2
2	PAOZZ	5340015150537	39428	86805T38	.HOLDER,KEY.....	6
3	PAOOO	5340015479884	33813	1001120SIG	.CAP,PROTECTIVE,DUST.....	1
4	PAOZZ	5330006122414	58536	AA59326-G6	.GASKET.....	2
5	PAOZZ	4730009387997	58536	AA59326IIII16	.COUPLING HALF,QUICK.....	1
6	PAOZZ	4820010983952	24869	SSBV200	.VALVE,BALL.....	1
7	PAOOO	4730000889285	58536	AA59326VII16	.COUPLING HALF,QUICK.....	1
8	PAOOO	4730009155127	58536	AA59326X16	.PLUG,QUICK DISCONNE.....	1
9	MOOZZ		39428	3610T32-1	.ROPE,WIRE MAKE FROM CAGE 39428 P/N 3610T32. USE 19 LINKS.....	2

END OF FIGURE

FIELD REPAIR PARTS AND SPECIAL TOOLS LIST (RPSTL)

FUEL SYSTEM SUPPLY POINT (FSSP)
 REPAIR PARTS AND SPECIAL TOOLS LIST
 UNIT, DIRECT SUPPORT AND GENERAL SUPPORT MAINTENANCE
 120,000 GALLON SYSTEM MODEL M106 (FSP) NSN 4930-01-517-7009;
 300,000 GALLON SYSTEM MODEL M107 (FSS) NSN 4930-01-517-6981

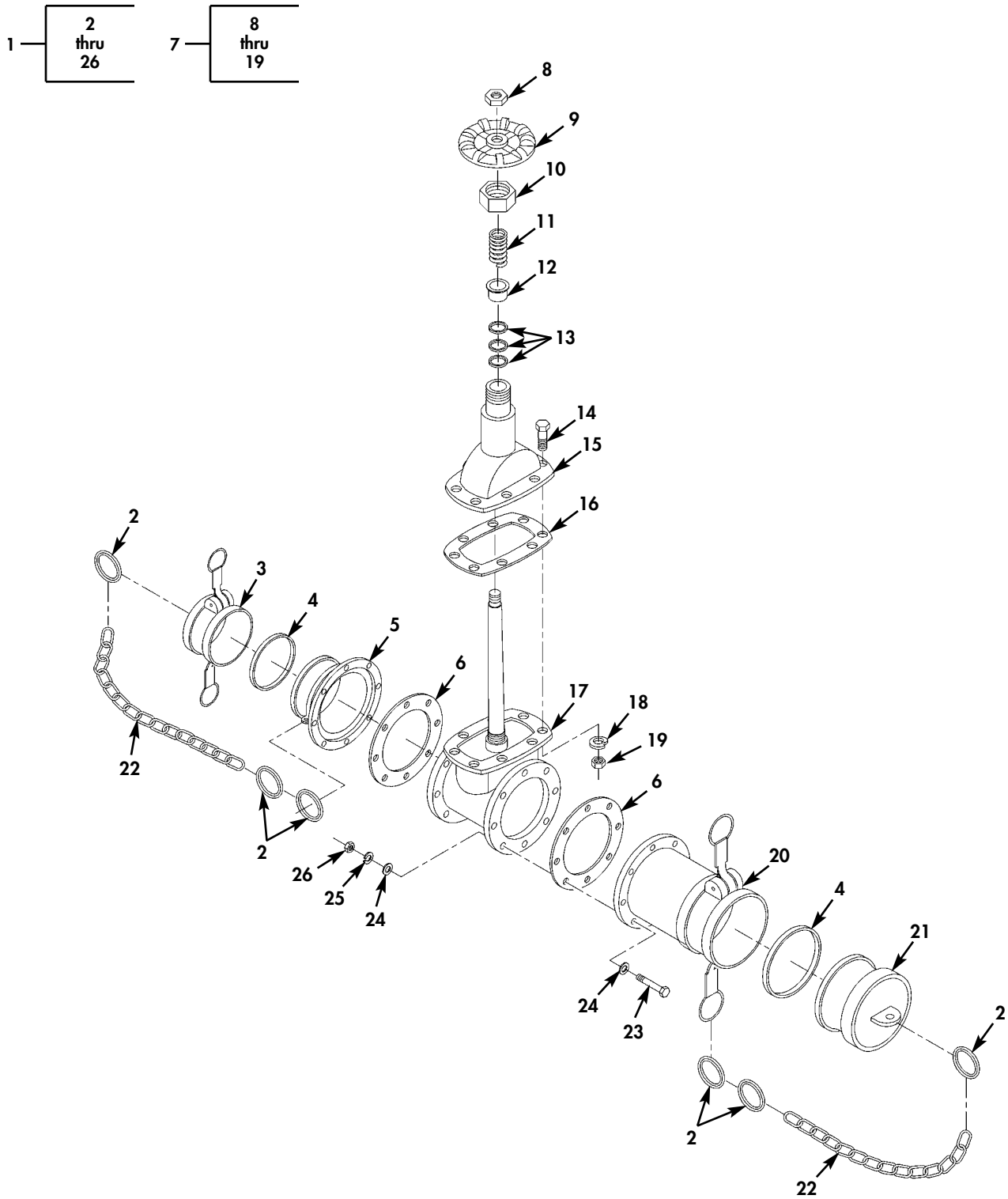


Figure 6. Gate Valve Assembly 4.00 In.

(1) ITEM NO	(2) SMR CODE	(3) NSN	(4) CAGEC	(5) PART NUMBER	(6) DESCRIPTION AND USABLE ON CODES (UOC)	(7) QTY
GROUP 0001 0006						
FIG. 6 GATE VALVE ASSEMBLY 4.00 IN						
1	PAOOO	4820012105605	97403	13228E3435	VALVE ASSEMBLY,QUIC.....	34
2	PAOZZ	5340015150537	39428	86805T38	.HOLDER,KEY.....	6
3	PAOOO	4730006406156	58536	AA59326IX-9	.CAP,QUICK DISCONNEC.....	1
4	PAOZZ	5330008994509	58536	AA59326-9	.GASKET.....	2
5	PAOZZ	4730008405347	58536	AA59326/4A-4-A-1	.COUPLING HALF,QUICK.....	1
6	PAOZZ	5330015431161	2P653	4 INCH TTMA/C440	.GASKET.....	2
7	PAOOO	4820007668191	76364	35551-6-400	.VALVE,GATE.....	1
8	PAOZZ	5310012621359	41592	235RF-02052N	..NUT,PLAIN,HEXAGON.....	1
9	PBOZZ	5340013811690	41592	235RF-02043A	..HANDWHEEL.....	1
10	PAOZZ	5310012621337	41592	235RF-020721	..NUT,PACKING.....	1
11	PAOZZ	5360012621338	41592	235RF-02162S	..SPRING,GLAND.....	1
12	PAOZZ	5330012621363	41592	235RF-020621	..RETAINER,PACKING.....	1
13	PAOZZ	5365012621339	41592	235RF-02082P	..RING,PACKING.....	3
14	PAOZZ	5305012621365	41592	235RF-02212S	..SCREW,CAP,HEXAGON H.....	8
15	PAOZZ	4820015052327	41592	235RF-0202 MBA	..CAP,VALVE.....	1
16	PAOZZ	5330012621340	41592	235RF-02092G	..GASKET,VALVE BONNET.....	1
17	PAOZZ		41592	235RF-0201 MB	..BODY.....	1
18	PAOZZ	5310012655044	41592	235RF-02212W	..WASHER,LOCK.....	8
19	PAOZZ	5310012621360	41592	235RF-0221 2N	..NUT,PLAIN,HEXAGON.....	8
20	PAOOO	4730008405348	58536	AA59326/8-4-A-1	.COUPLING HALF,QUICK.....	1
21	PAOOO	4730006406188	58536	AA59326X19	.PLUG,QUICK DISCONN.....	1
22	MOOZZ		39428	3610T32-1	.ROPE,WIRE MAKE FROM CAGE 39428 P/N 3610T32. USE 19 LINKS.....	2
23	PAOZZ	5305008213869	80204	B1821BH038C175N	.SCREW,CAP,HEXAGON H.....	16

(1) ITEM NO	(2) SMR CODE	(3) NSN	(4) CAGEC	(5) PART NUMBER	(6) DESCRIPTION AND USABLE ON CODES (UOC)	(7) QTY
24	PAOZZ	5310000806004	96906	MS27183-14	.WASHER, FLAT.....	32
25	PAOZZ	5310000045033	80205	MS35338-46	.WASHER, LOCK.....	16
26	PAOZZ	5310007320558	96906	MS51967-8	.NUT, PLAIN, HEXAGON.....	16

END OF FIGURE

FIELD REPAIR PARTS AND SPECIAL TOOLS LIST (RPSTL)

FUEL SYSTEM SUPPLY POINT (FSSP)
 REPAIR PARTS AND SPECIAL TOOLS LIST
 UNIT, DIRECT SUPPORT AND GENERAL SUPPORT MAINTENANCE
 120,000 GALLON SYSTEM MODEL M106 (FSP) NSN 4930-01-517-7009;
 300,000 GALLON SYSTEM MODEL M107 (FSS) NSN 4930-01-517-6981

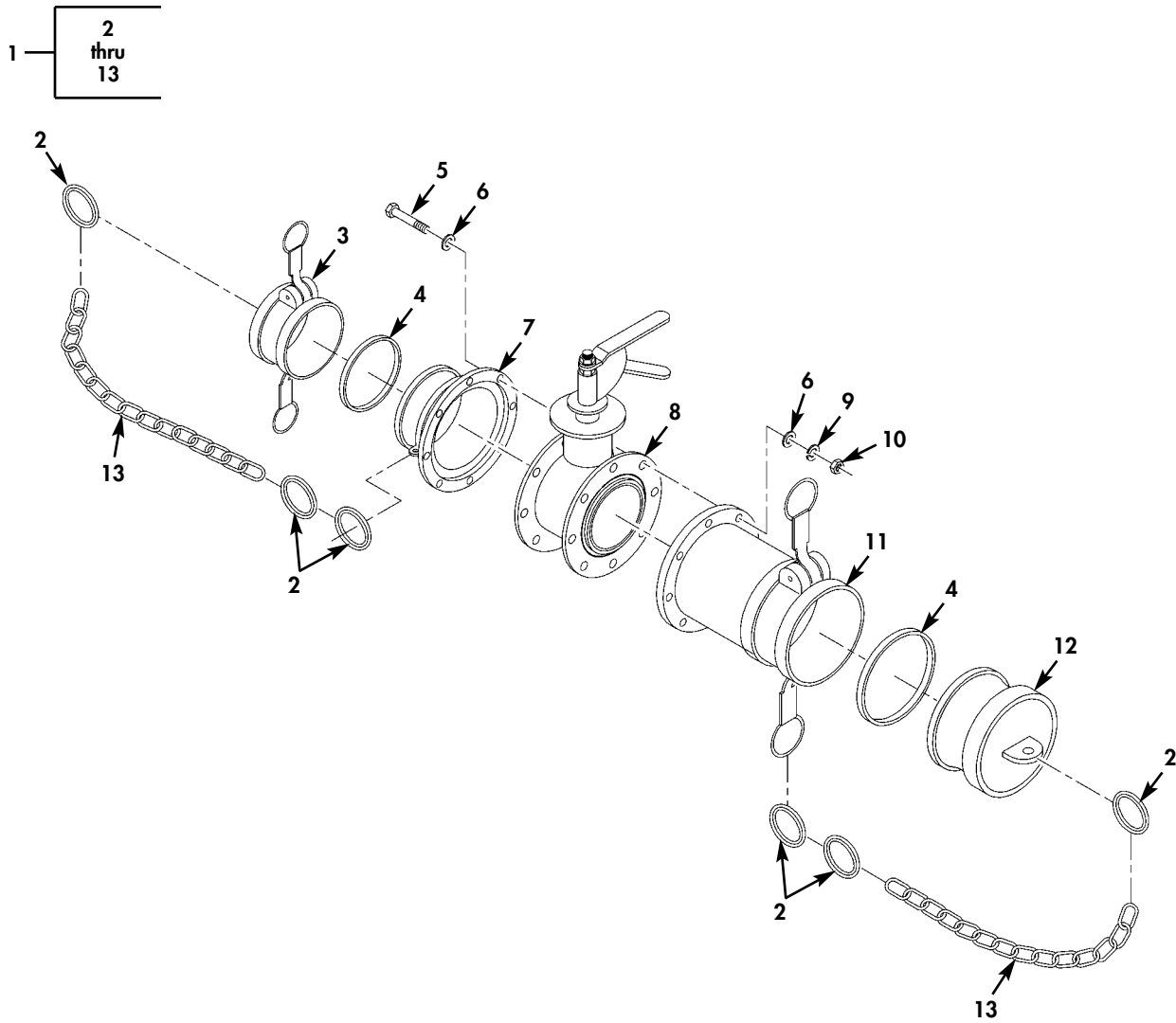


Figure 7. Butterfly Valve Assembly.

(1) ITEM NO	(2) SMR CODE	(3) NSN	(4) CAGEC	(5) PART NUMBER	(6) DESCRIPTION AND USABLE ON CODES (UOC)	(7) QTY
GROUP 0001 0007						
FIG. 7 BUTTERFLY VALVE ASSEMBLY						
1	PAOOO	4820015428299	90598	78042-100	VALVE, BUTTERFLY.....	9
2	PAOZZ	5340015150537	39428	86805T38	. HOLDER, KEY.....	6
3	PAOOO	4730006406156	58536	AA59326IX-9	. CAP, QUICK DISCONNEC.....	1
4	PAOZZ	5330008994509	58536	AA59326-9	. GASKET.....	2
5	PAOZZ	5305013510787	80205	MS90725-73	. SCREW, CAP, HEXAGON H.....	8
6	PAOZZ	5310000806004	96906	MS27183-14	. WASHER, FLAT.....	16
7	PAOZZ	4730008405347	58536	AA59326/4A-4-A-1	. COUPLING HALF, QUICK.....	1
8	PAOZZ		0A7UA	4A-400-175540	. VALVE, BUTTERFLY.....	1
9	PAOZZ	5310006379541	81718	H2525M	. WASHER, LOCK.....	8
10	PAOZZ	5310007320558	96906	MS51967-8	. NUT, PLAIN, HEXAGON.....	8
11	PAOOO	4730008405348	58536	AA59326/8-4-A-1	. COUPLING HALF, QUICK.....	1
12	PAOOO	4730006406188	58536	AA59326X19	. PLUG, QUICK DISCONN.....	1
13	MOOZZ		39428	3610T32-1	. ROPE, WIRE MAKE FROM CAGE 39428 P/N 3610T32. USE 19 LINKS.....	2

END OF FIGURE

FUEL SYSTEM SUPPLY POINT (FSSP)
REPAIR PARTS AND SPECIAL TOOLS LIST
UNIT, DIRECT SUPPORT AND GENERAL SUPPORT MAINTENANCE
120,000 GALLON SYSTEM MODEL M106 (FSP) NSN 4930-01-517-7009;
300,000 GALLON SYSTEM MODEL M107 (FSS) NSN 4930-01-517-6981

1 — 2
thru
38

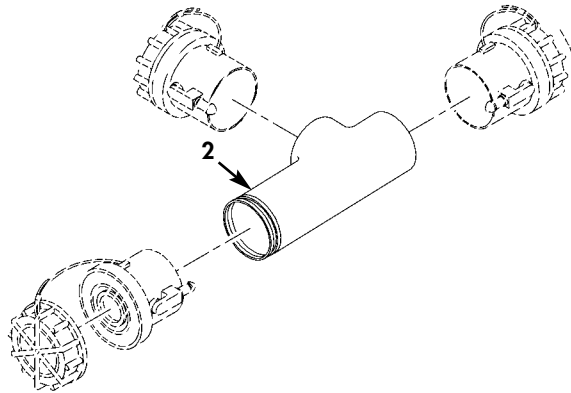


Figure 8. Tee Assembly 2.00 In. Valved Dry-Break (Sheet 1 of 2).

FUEL SYSTEM SUPPLY POINT (FSSP)
 REPAIR PARTS AND SPECIAL TOOLS LIST
 UNIT, DIRECT SUPPORT AND GENERAL SUPPORT MAINTENANCE
 120,000 GALLON SYSTEM MODEL M106 (FSP) NSN 4930-01-517-7009;
 300,000 GALLON SYSTEM MODEL M107 (FSS) NSN 4930-01-517-6981

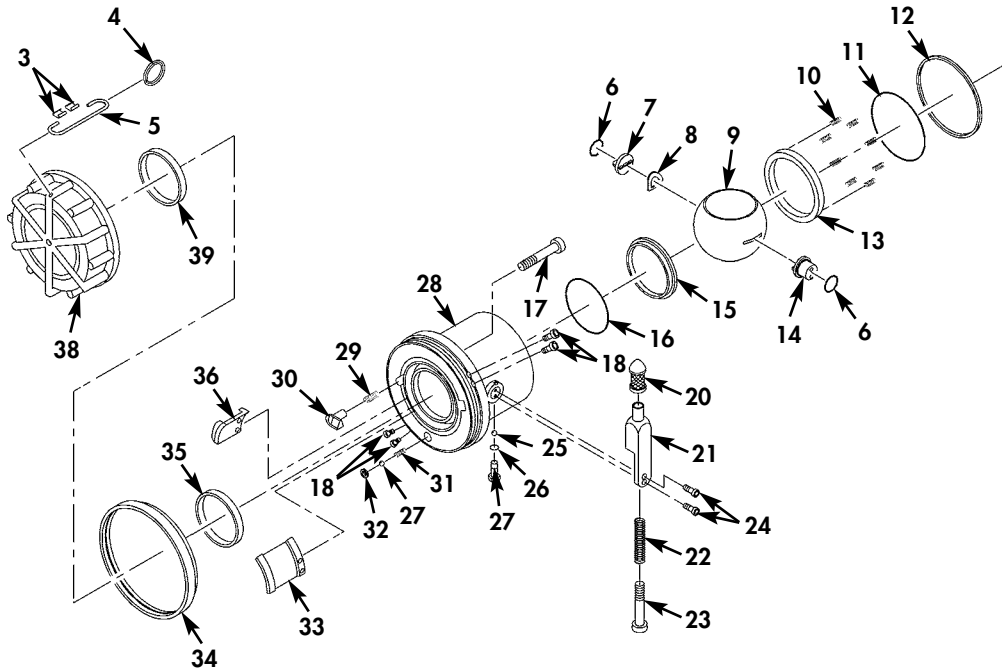
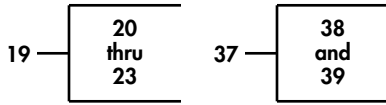


Figure 8. Tee Assembly 2.00 In. Valved Dry-Break (Sheet 2 of 2).

(1) ITEM NO	(2) SMR CODE	(3) NSN	(4) CAGEC	(5) PART NUMBER	(6) DESCRIPTION AND USABLE ON CODES (UOC)	(7) QTY
GROUP 0001 0008						
FIG. 8 TEE ASSEMBLY 2.00 IN VALVED DRY-BREAK						
1	PAOFF	4730012976812	00624	AE88033R	COUPLING HALF, QUICK.....	2
2	PAFZZ	4730015436453	ODT23	220165-1	. TEE, PIPE.....	1
3	PAOZZ	4030004315537	30003	2842687	. SWAGING SLEEVE, WIRE.....	2
4	PAFZZ	5365014905797	ODT23	220482	. RING, CONNECTING, ROU.....	1
5	PAOZZ	4010015436609	ODT23	82499-1800	. ROPE, WIRE.....	1
6	PAFZZ	5331002483840	81343	MS29513-014	. O-RING.....	2
7	PAFZZ	5315014573252	ODT23	220150	. PIN, QUICK RELEASE.....	1
8	PAFZZ	5310006053789	97942	577R391	. WASHER, SPRING TENSI.....	1
9	PAFZZ	4810014567622	ODT23	220152	. BALL, VALVE, PORTED.....	1
10	PAFZZ	5360014615852	ODT23	220153	. SPRING, HELICAL, COMP.....	8
11	PAFZZ	5331002917384	81343	MS29513-133	. O-RING.....	1
12	PAFZZ	5331002917337	81343	MS29513-228	. O-RING.....	1
13	PAFZZ	5330014569662	ODT23	220157	. SEAL, PLAIN.....	1
14	PAFZZ	2815014567605	ODT23	220154	. SHAFT, CONTROL ASSEM.....	1
15	PAFZZ	5330015435609	ODT23	221284	. SEAL, PLAIN.....	1
16	PAFZZ	5331004819987	81343	MS29513-032	. O-RING.....	1
17	PAFZZ	5305014561139	96906	MS16997-24L	. SCREW, CAP, SOCKET HE.....	1
18	PAFZZ	5305015533235	81343	MS16998-20L	. SCREW, CAP, SOCKET HE.....	4
19	PAFFF	5340014588470	ODT23	47085	. HANDLE, MANUAL CONTR.....	1
20	PAFZZ	5355015434100	ODT23	220142	. . KNOB.....	1
21	PAFZZ	5340015434528	ODT23	220147	. . LEVER, MANUAL CONTRO.....	1
22	PAFZZ	5360015436716	ODT23	220145	. . SPRING, HELICAL, COMP.....	1
23	PAFZZ	5305015436710	ODT23	220204	. . SCREW, MACHINE.....	1
24	PAFZZ	5305015434523	ODT23	PL24693C50	. SCREW, MACHINE.....	2

(1) ITEM NO	(2) SMR CODE	(3) NSN	(4) CAGEC	(5) PART NUMBER	(6) DESCRIPTION AND USABLE ON CODES (UOC)	(7) QTY
25	PAFZZ	3110015048557	ODT23	220265	.BALL, BEARING.....	42
26	PAFZZ	5331002483835	81343	MS29513-010	.O-RING.....	1
27	PAFZZ	5305009881720	96906	MS35206-276	.SCREW, MACHINE.....	1
28	XAFZZ		ODT23	220163-3	.BODY.....	1
29	PAFZZ	5360014541830	ODT23	220149	.SPRING, HELICAL, COMP.....	1
30	PAFZZ	5315014572803	ODT23	220151	.PIN, QUICK RELEASE.....	1
31	PAFZZ	5360014665850	ODT23	220335	.SPRING, HELICAL, COMP.....	1
32	PAFZZ	4820015048924	ODT23	220334	.SEAT, VALVE.....	1
33	PAFZZ	4820015048923	ODT23	220159-2	.LUG, SHORT.....	1
34	PAFZZ	2510014567850	ODT23	220161	.CAP, BUMPER.....	1
35	PAFZZ	5330014339203	ODT23	220146	.SEAL, PLAIN.....	1
36	PAFZZ	4820015030710	ODT23	220159-1	.LUG, LONG.....	1
37	PAOOO	2910014562273	ODT23	47062	.CAP DUST.....	1
38	PAOZZ	4730015439501	ODT23	220162	..CAP, QUICK DISCONNEC.....	1
39	PAFZZ	5330014339203	ODT23	220146	..SEAL, PLAIN.....	1

END OF FIGURE

FIELD REPAIR PARTS AND SPECIAL TOOLS LIST (RPSTL)

FUEL SYSTEM SUPPLY POINT (FSSP)
 REPAIR PARTS AND SPECIAL TOOLS LIST
 UNIT, DIRECT SUPPORT AND GENERAL SUPPORT MAINTENANCE
 120,000 GALLON SYSTEM MODEL M106 (FSP) NSN 4930-01-517-7009;
 300,000 GALLON SYSTEM MODEL M107 (FSS) NSN 4930-01-517-6981

1 — 2
 thru
 14

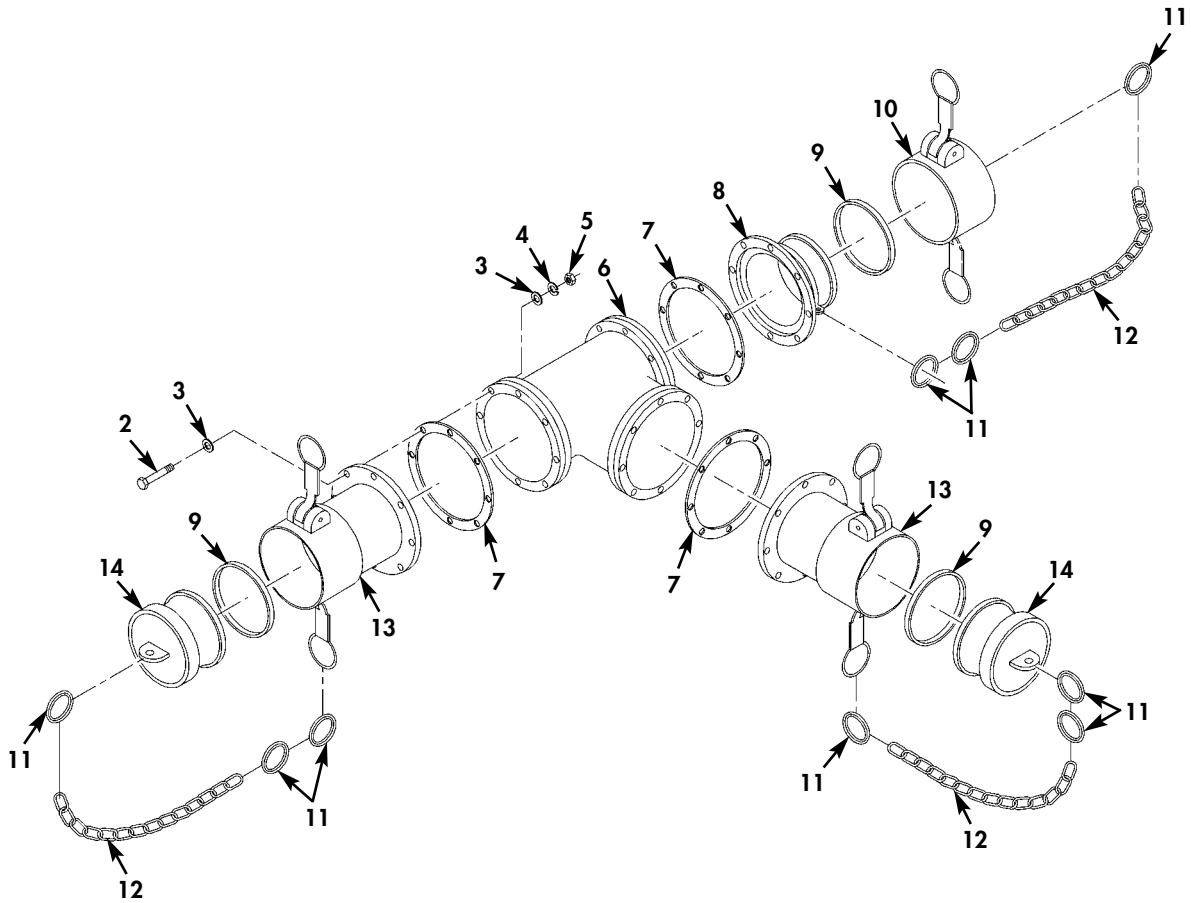


Figure 9. Tee Assembly 4.00 In. Female x Male x Female.

(1) ITEM NO	(2) SMR CODE	(3) NSN	(4) CAGEC	(5) PART NUMBER	(6) DESCRIPTION AND USABLE ON CODES (UOC)	(7) QTY
GROUP 0001 0009						
FIG. 9 TEE ASSEMBLY 4.00 FEMALE X MALE X FEMALE						
1	PAOOO	4730015432041	90598	78021-100	TEE ASSEMBLY, FLANGE.....	9
2	PAOZZ	5305013258387	80205	MS90725-64	.SCREW, CAP, HEXAGON H.....	24
3	PAOZZ	5310000806004	96906	MS27183-14	.WASHER, FLAT.....	48
4	PAOZZ	5310000045033	80205	MS35338-46	.WASHER, LOCK.....	24
5	PAOZZ	5310007320558	96906	MS51967-8	.NUT, PLAIN, HEXAGON.....	24
6	PAOZZ	4730008405346	97403	13216E8243	.TEE, FLANGE.....	1
7	PAOZZ	5330015431161	2P653	4 INCH TTMA/C440	.GASKET.....	3
8	PAOZZ	4730008405347	58536	AA59326/4A-4-A-1	.COUPLING HALF, QUICK.....	1
9	PAOZZ	5330008994509	58536	AA59326-9	.GASKET.....	1
10	PAOOO	4730006406156	58536	AA59326IX-9	.CAP, QUICK DISCONNEC.....	1
11	PAOZZ	5340015150537	39428	86805T38	.HOLDER, KEY.....	9
12	MOOZZ		39428	3610T32-1	.ROPE, WIRE MAKE FROM CAGE 39428 P/N 3610T32. USE 19 LINKS.....	3
13	PAOOO	4730008405348	58536	AA59326/8-4-A-1	.COUPLING HALF, QUICK.....	2
14	PAOOO	4730006406188	58536	AA59326X19	.PLUG, QUICK DISCONN.....	2

END OF FIGURE

FIELD REPAIR PARTS AND SPECIAL TOOLS LIST (RPSTL)

FUEL SYSTEM SUPPLY POINT (FSSP)
 REPAIR PARTS AND SPECIAL TOOLS LIST
 UNIT, DIRECT SUPPORT AND GENERAL SUPPORT MAINTENANCE
 120,000 GALLON SYSTEM MODEL M106 (FSP) NSN 4930-01-517-7009;
 300,000 GALLON SYSTEM MODEL M107 (FSS) NSN 4930-01-517-6981

1 — 2
 thru
 14

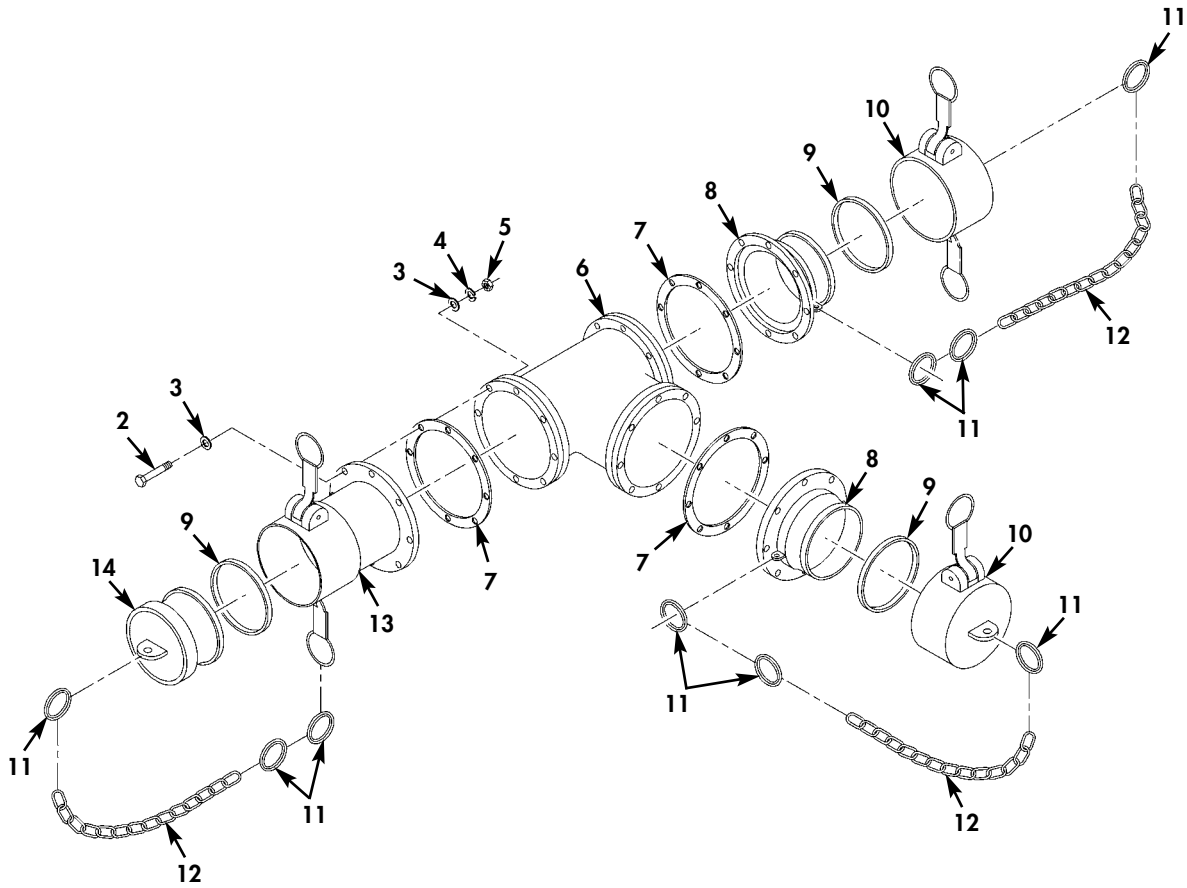


Figure 10. Tee Assembly 4.00 In. Female x Male x Male.

(1) ITEM NO	(2) SMR CODE	(3) NSN	(4) CAGEC	(5) PART NUMBER	(6) DESCRIPTION AND USABLE ON CODES (UOC)	(7) QTY
GROUP 0001 0010						
FIG. 10 TEE ASSEMBLY 4.00 FEMALE X MALE X MALE						
1	PAOOO	4730000752405	97403	13229E6039	TEE, FLANGE.....	14
2	PAOZZ	5305013258387	80205	MS90725-64	.SCREW,CAP,HEXAGON H.....	24
3	PAOZZ	5310000806004	96906	MS27183-14	.WASHER,FLAT.....	48
4	PAOZZ	5310000045033	80205	MS35338-46	.WASHER,LOCK.....	24
5	PAOZZ	5310007320558	96906	MS51967-8	.NUT,PLAIN,HEXAGON.....	24
6	PAOZZ	4730008405346	97403	13216E8243	.TEE,FLANGE.....	1
7	PAOZZ	5330015431161	2P653	4 INCH TTMA/C440	.GASKET.....	3
8	PAOZZ	4730008405347	58536	AA59326/4A-4-A-1	.COUPLING HALF,QUICK.....	2
9	PAOZZ	5330008994509	58536	AA59326-9	.GASKET.....	3
10	PAOOO	4730006406156	58536	AA59326IX-9	.CAP,QUICK DISCONN.....	2
11	PAOZZ	5340015150537	39428	86805T38	.HOLDER,KEY.....	9
12	MOOZZ		39428	3610T32-1	.ROPE,WIRE MAKE FROM CAGE 39428 P/N 3610T32. USE 19 LINKS.....	3
13	PAOOO	4730008405348	58536	AA59326/8-4-A-1	.COUPLING HALF,QUICK.....	1
14	PAOOO	4730006406188	58536	AA59326X19	.PLUG,QUICK DISCONN.....	1

END OF FIGURE

FIELD REPAIR PARTS AND SPECIAL TOOLS LIST (RPSTL)

FUEL SYSTEM SUPPLY POINT (FSSP)
 REPAIR PARTS AND SPECIAL TOOLS LIST
 UNIT, DIRECT SUPPORT AND GENERAL SUPPORT MAINTENANCE
 120,000 GALLON SYSTEM MODEL M106 (FSP) NSN 4930-01-517-7009;
 300,000 GALLON SYSTEM MODEL M107 (FSS) NSN 4930-01-517-6981

1 — 2
 thru
 14

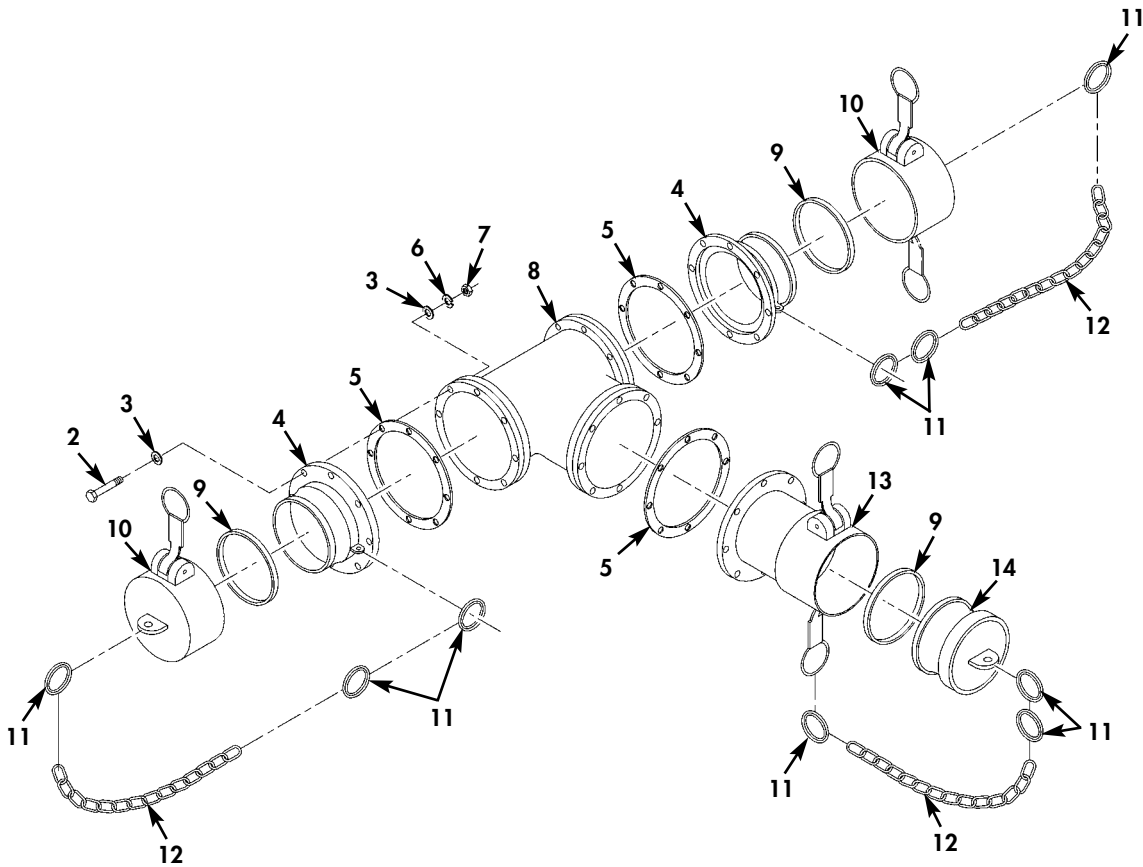


Figure 11. Tee Assembly 4.00 In. Male x Male x Female.

(1) ITEM NO	(2) SMR CODE	(3) NSN	(4) CAGEC	(5) PART NUMBER	(6) DESCRIPTION AND USABLE ON CODES (UOC)	(7) QTY
GROUP 0001 0011						
FIG. 11 TEE ASSEMBLY 4.00 IN MALE X MALE X FEMALE						
1	PAOOO	4730015431733	90598	78024-100	TEE ASSEMBLY, FLANGE.....	1
2	PAOZZ	5305013258387	80205	MS90725-64	.SCREW, CAP, HEXAGON H.....	24
3	PAOZZ	5310000806004	96906	MS27183-14	.WASHER, FLAT.....	48
4	PAOZZ	4730008405347	58536	AA59326/4A-4-A-1	.COUPLING HALF, QUICK.....	2
5	PAOZZ	5330015431161	2P653	4 INCH TTMA/C440	.GASKET.....	3
6	PAOZZ	5310000045033	80205	MS35338-46	.WASHER, LOCK.....	24
7	PAOZZ	5310007320558	96906	MS51967-8	.NUT, PLAIN, HEXAGON.....	24
8	PAOZZ	4730008405346	97403	13216E8243	.TEE, FLANGE.....	1
9	PAOZZ	5330008994509	58536	AA59326-9	.GASKET.....	3
10	PAOOO	4730006406156	58536	AA59326IX-9	.CAP, QUICK DISCONNEC.....	2
11	PAOZZ	5340015150537	39428	86805T38	.HOLDER, KEY.....	9
12	MOOZZ		39428	3610T32-1	.ROPE, WIRE MAKE FROM CAGE 39428 P/N 3610T32. USE 19 LINKS.....	1
13	PAOOO	4730008405348	58536	AA59326/8-4-A-1	.COUPLING HALF, QUICK.....	1
14	PAOOO	4730006406188	58536	AA59326X19	.PLUG, QUICK DISCONN.....	1

END OF FIGURE

FIELD REPAIR PARTS AND SPECIAL TOOLS LIST (RPSTL)

FUEL SYSTEM SUPPLY POINT (FSSP)
 REPAIR PARTS AND SPECIAL TOOLS LIST
 UNIT, DIRECT SUPPORT AND GENERAL SUPPORT MAINTENANCE
 120,000 GALLON SYSTEM MODEL M106 (FSP) NSN 4930-01-517-7009;
 300,000 GALLON SYSTEM MODEL M107 (FSS) NSN 4930-01-517-6981

1 — 2
 thru
 14

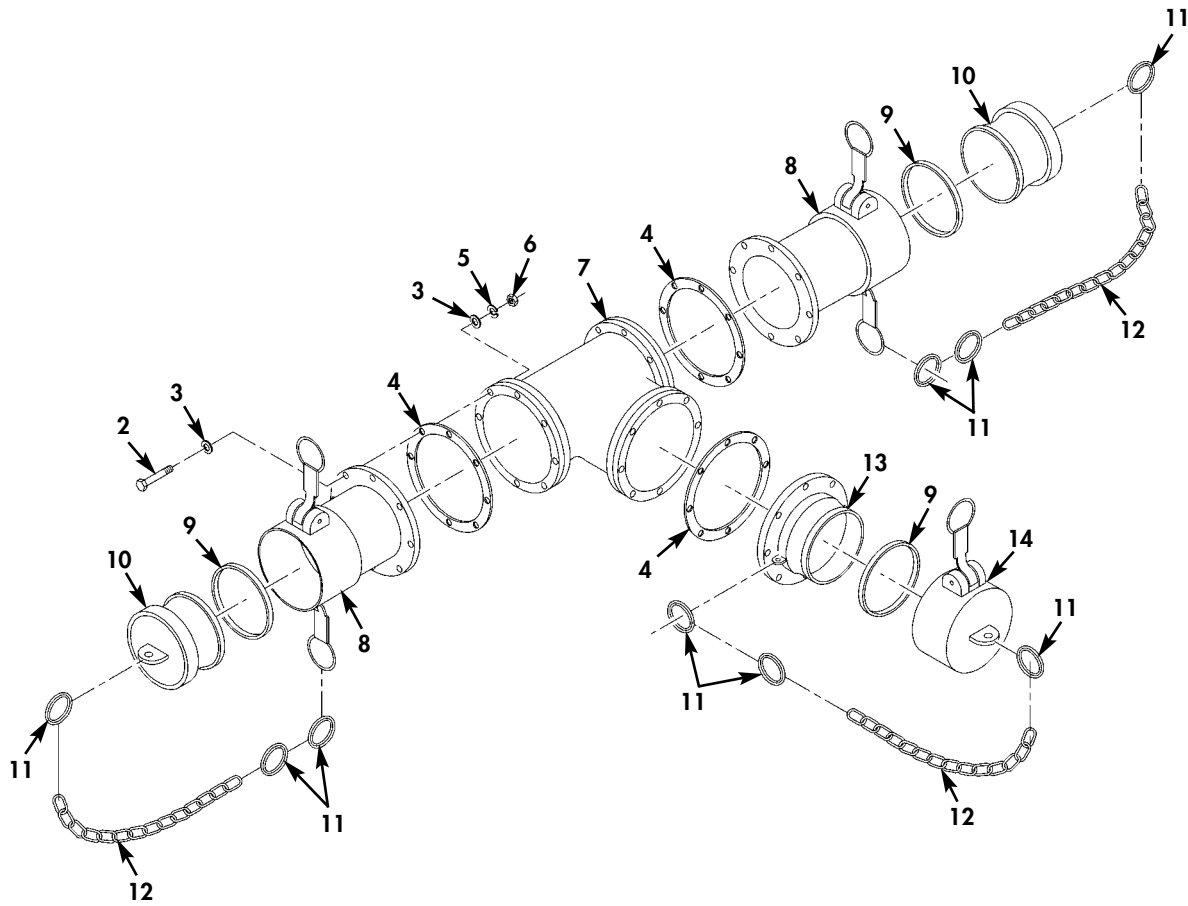


Figure 12. Tee Assembly 4.00 In. Female x Female x Male.

(1) ITEM NO	(2) SMR CODE	(3) NSN	(4) CAGEC	(5) PART NUMBER	(6) DESCRIPTION AND USABLE ON CODES (UOC)	(7) QTY
GROUP 0001 0012						
FIG. 12 TEE ASSEMBLY 4.00 FEMALE X FEMALE X MALE						
1	PAOOO	4730015432041	90598	78021-100	TEE ASSEMBLY, FLANGE.....	2
2	PAOZZ	5305008213869	80204	B1821BH038C175N	.SCREW, CAP, HEXAGON H.....	24
3	PAOZZ	5310000806004	96906	MS27183-14	.WASHER, FLAT.....	48
4	PAOZZ	5330015431161	2P653	4 INCH TTMA/C440	.GASKET.....	3
5	PAOZZ	5310000045033	80205	MS35338-46	.WASHER, LOCK.....	24
6	PAOZZ	5310007320558	96906	MS51967-8	.NUT, PLAIN, HEXAGON.....	24
7	PAOZZ	4730008405346	97403	13216E8243	.TEE, FLANGE.....	1
8	PAOOO	4730008405348	58536	AA59326/8-4-A-1	.COUPLING HALF, QUICK.....	2
9	PAOZZ	5330008994509	58536	AA59326-9	.GASKET.....	3
10	PAOOO	4730006406188	58536	AA59326X19	.PLUG, QUICK DISCONNE.....	2
11	PAOZZ	5340015150537	39428	86805T38	.HOLDER, KEY.....	9
12	MOOZZ		39428	3610T32-1	.ROPE, WIRE MAKE FROM CAGE 39428 P/N 3610T32. USE 19 LINKS.....	3
13	PAOZZ	4730008405347	58536	AA59326/4A-4-A-1	.COUPLING HALF, QUICK.....	1
14	PAOOO	4730006406156	58536	AA59326IX-9	.CAP, QUICK DISCONNEC.....	1

END OF FIGURE

FIELD REPAIR PARTS AND SPECIAL TOOLS LIST (RPSTL)

FUEL SYSTEM SUPPLY POINT (FSSP)
REPAIR PARTS AND SPECIAL TOOLS LIST
UNIT, DIRECT SUPPORT AND GENERAL SUPPORT MAINTENANCE
120,000 GALLON SYSTEM MODEL M106 (FSP) NSN 4930-01-517-7009;
300,000 GALLON SYSTEM MODEL M107 (FSS) NSN 4930-01-517-6981

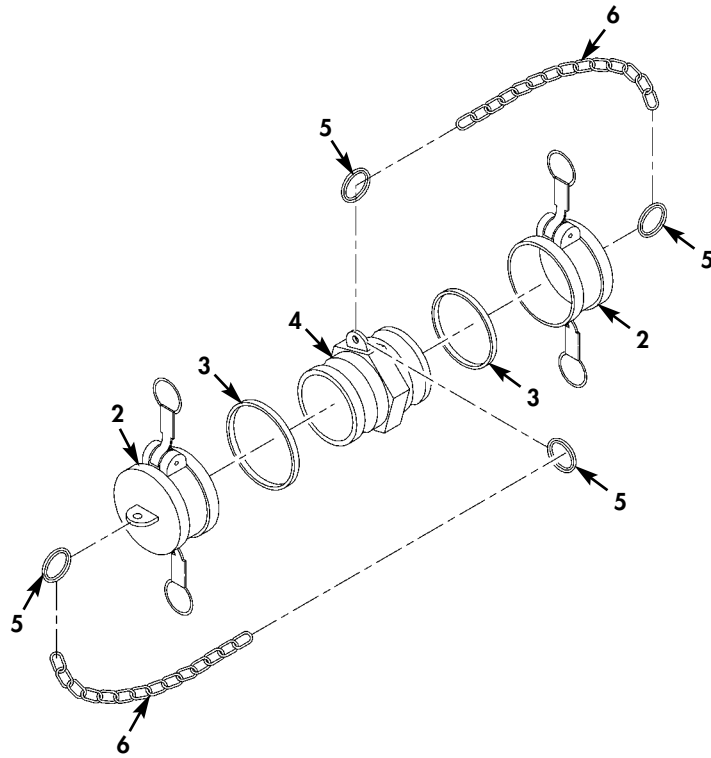
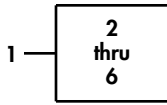


Figure 13. Double Male Adapter Assembly 3.00 In.

(1) ITEM NO	(2) SMR CODE	(3) NSN	(4) CAGEC	(5) PART NUMBER	(6) DESCRIPTION AND USABLE ON CODES (UOC)	(7) QTY
GROUP 0001 0013						
FIG. 13 DOUBLE MALE ADAPTER ASSEMBLY 3.00 IN						
1	PAOOO	4730015435408	33813	602830301	COUPLING HALF, QUICK.....	3
2	PAOOO	4730009290787	96906	MS27028-15	.CAP, QUICK DISCONNEC.....	2
3	PAOZZ	5330011382108	58536	AA59326-G-1	.GASKET.....	2
4	PAOZZ	4730015437019	33813	60283030SG	.NIPPLE, QUICK-DISCON.....	1
5	PAOZZ	5340015150537	39428	86805T38	.HOLDER, KEY.....	4
6	MOOZZ		39428	3610T32-1	.ROPE, WIRE MAKE FROM CAGE 39428 P/N 3610T32. USE 19 LINKS.....	2

END OF FIGURE

FIELD REPAIR PARTS AND SPECIAL TOOLS LIST (RPSTL)

FUEL SYSTEM SUPPLY POINT (FSSP)
REPAIR PARTS AND SPECIAL TOOLS LIST
UNIT, DIRECT SUPPORT AND GENERAL SUPPORT MAINTENANCE
120,000 GALLON SYSTEM MODEL M106 (FSP) NSN 4930-01-517-7009;
300,000 GALLON SYSTEM MODEL M107 (FSS) NSN 4930-01-517-6981

1 — 2
thru
6

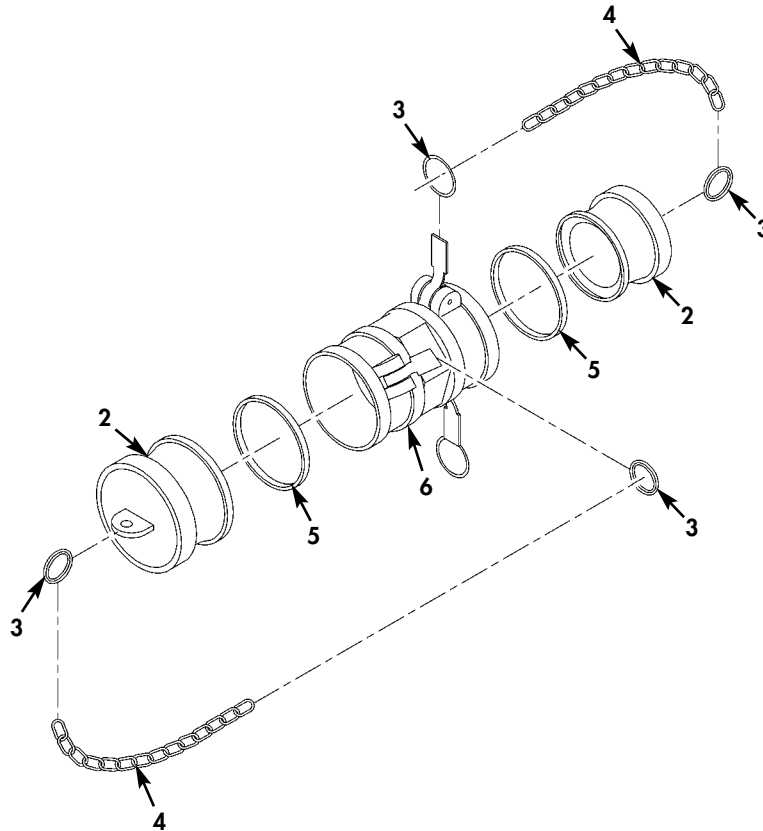


Figure 14. Double Female Adapter Assembly 3.00 In.

(1) ITEM NO	(2) SMR CODE	(3) NSN	(4) CAGEC	(5) PART NUMBER	(6) DESCRIPTION AND USABLE ON CODES (UOC)	(7) QTY
GROUP 0001 0014						
FIG. 14 DOUBLE FEMALE ADAPTER ASSEMBLY 3.00 IN						
1	PAOOO	4730015433986	33813	602730301	COUPLING ASSEMBLY,Q.....	6
2	PAOOO	5340015441356	33813	1001230S1G	.CAP, PROTECTIVE, DUST.....	2
3	PAOZZ	5340015150537	39428	86805T38	.HOLDER, KEY.....	4
4	MOOZZ		39428	3610T32-1	.ROPE, WIRE MAKE FROM CAGE 39428 P/N 3610T32. USE 19 LINKS.....	2
5	PAOZZ	5330011382108	58536	AA59326-G-1	.GASKET.....	2
6	PAOOO	4730015433986	33813	60273030SG	.COUPLING ASSEMBLY,Q.....	1

END OF FIGURE

FIELD REPAIR PARTS AND SPECIAL TOOLS LIST (RPSTL)

FUEL SYSTEM SUPPLY POINT (FSSP)
 REPAIR PARTS AND SPECIAL TOOLS LIST
 UNIT, DIRECT SUPPORT AND GENERAL SUPPORT MAINTENANCE
 120,000 GALLON SYSTEM MODEL M106 (FSP) NSN 4930-01-517-7009;
 300,000 GALLON SYSTEM MODEL M107 (FSS) NSN 4930-01-517-6981

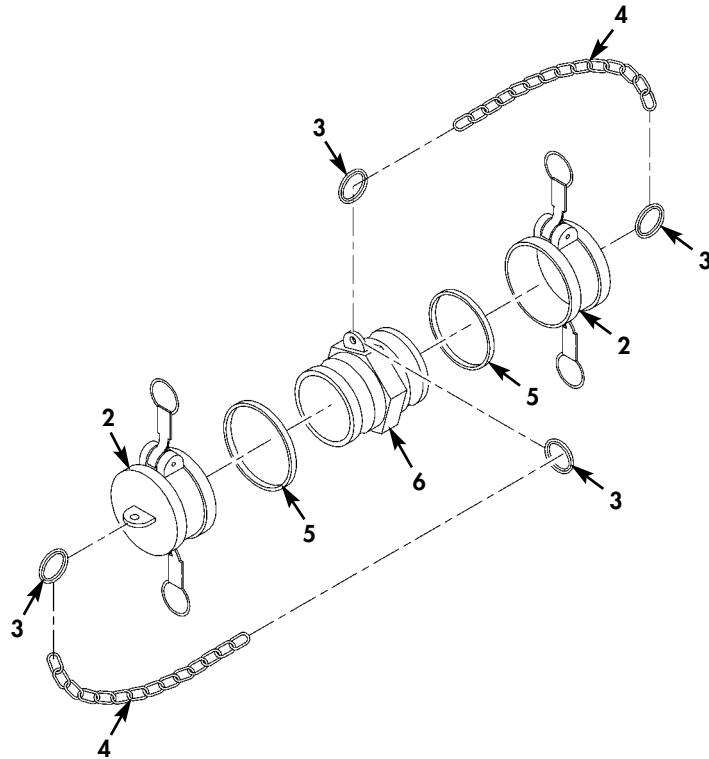
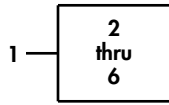


Figure 15. Double Male Adapter Assembly 4.00 In.

(1) ITEM NO	(2) SMR CODE	(3) NSN	(4) CAGEC	(5) PART NUMBER	(6) DESCRIPTION AND USABLE ON CODES (UOC)	(7) QTY
GROUP 0001 0015						
FIG. 15 DOUBLE MALE ADAPTER ASSEMBLY 4.00 IN						
1	PAOOO	4730015435987	33813	602840401	COUPLING ASSEMBLY, Q.....	3
2	PAOOO	4730006406156	58536	AA59326IX-9	.CAP, QUICK DISCONN.....	2
3	PAOZZ	5340015150537	39428	86805T38	.HOLDER, KEY.....	4
4	MOOZZ		39428	3610T32-1	.ROPE, WIRE MAKE FROM CAGE 39428 P/N 3610T32. USE 19 LINKS.....	2
5	PAOZZ	5330008994509	58536	AA59326-9	.GASKET.....	2
6	PAOZZ	4730009351613	58536	A-A-59326/21A-11	.NIPPLE, QUICK-DISCON.....	1

END OF FIGURE

FIELD REPAIR PARTS AND SPECIAL TOOLS LIST (RPSTL)

FUEL SYSTEM SUPPLY POINT (FSSP)
 REPAIR PARTS AND SPECIAL TOOLS LIST
 UNIT, DIRECT SUPPORT AND GENERAL SUPPORT MAINTENANCE
 120,000 GALLON SYSTEM MODEL M106 (FSP) NSN 4930-01-517-7009;
 300,000 GALLON SYSTEM MODEL M107 (FSS) NSN 4930-01-517-6981

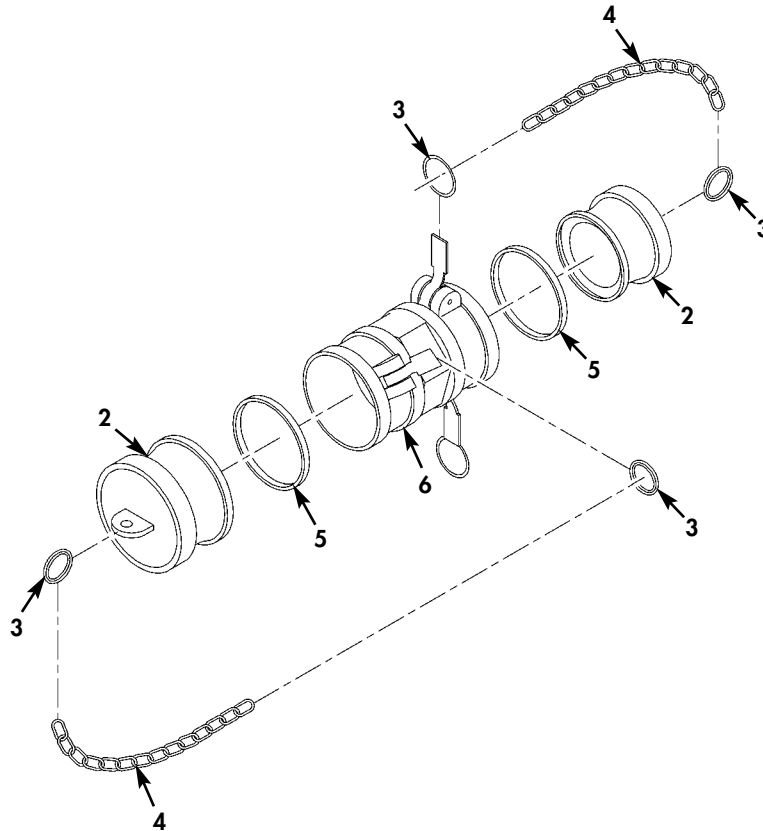
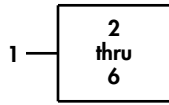


Figure 16. Double Female Adapter Assembly 4.00 In.

(1) ITEM NO	(2) SMR CODE	(3) NSN	(4) CAGEC	(5) PART NUMBER	(6) DESCRIPTION AND USABLE ON CODES (UOC)	(7) QTY
GROUP 0001 0016						
FIG. 16 DOUBLE FEMALE ADAPTER ASSEMBLY 4.00 IN						
1	PAOOO	4730015437882	33813	602740401	COUPLING ASSEMBLY,Q.....	6
2	PAOOO	4730006406188	58536	AA59326X19	.PLUG,QUICK DISCONNE.....	2
3	PAOZZ	5340015150537	39428	86805T38	.HOLDER,KEY.....	4
4	MOOZZ		39428	3610T32-1	.ROPE,WIRE MAKE FROM CAGE 39428 P/N 3610T32. USE 19 LINKS.....	2
5	PAOZZ	5330008994509	58536	AA59326-9	.GASKET.....	2
6	PAOOO	4730015436575	33813	60274040SG	.COUPLING ASSEMBLY,Q.....	1

END OF FIGURE

FIELD REPAIR PARTS AND SPECIAL TOOLS LIST (RPSTL)

FUEL SYSTEM SUPPLY POINT (FSSP)
 REPAIR PARTS AND SPECIAL TOOLS LIST
 UNIT, DIRECT SUPPORT AND GENERAL SUPPORT MAINTENANCE
 120,000 GALLON SYSTEM MODEL M106 (FSP) NSN 4930-01-517-7009;
 300,000 GALLON SYSTEM MODEL M107 (FSS) NSN 4930-01-517-6981

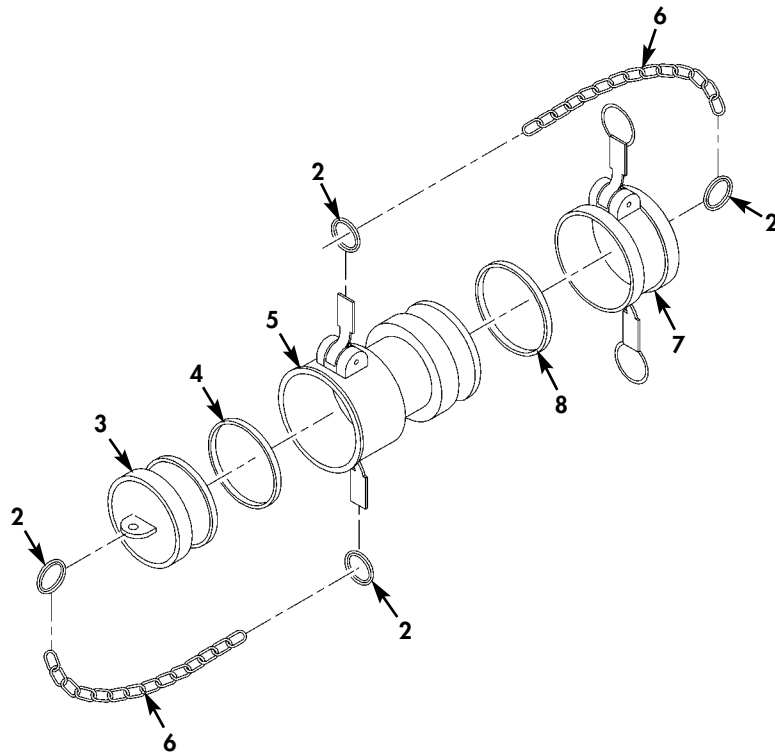
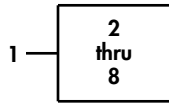


Figure 17. Reducer Assembly, Female 4.00 In. x Male 3.00 In.

(1) ITEM NO	(2) SMR CODE	(3) NSN	(4) CAGEC	(5) PART NUMBER	(6) DESCRIPTION AND USABLE ON CODES (UOC)	(7) QTY
GROUP 0001 0017						
FIG. 17 REDUCER ASSEMBLY, FEMALE 4.00 IN X MALE 3.00 IN						
1	PAOOO	4730015480899	33813	602640301	REDUCER,QUICK DISCO.....	6
2	PAOZZ	5340015150537	39428	86805T38	.HOLDER,KEY.....	4
3	PAOOO	4730006406188	58536	AA59326X19	.PLUG,QUICK DISCONNE.....	1
4	PAOZZ	5330008994509	58536	AA59326-9	.GASKET.....	1
5	PAOZZ	4730015480892	33813	60264030SG	.REDUCER,QUICK DISCO.....	1
6	MOOZZ		39428	3610T32-1	.ROPE,WIRE MAKE FROM CAGE 39428 P/N 3610T32. USE 19 LINKS.....	2
7	PAOOO	4730009290787	96906	MS27028-15	.CAP,QUICK DISCONNEC.....	1
8	PAOZZ	5330011382108	58536	AA59326-G-1	.GASKET.....	1

END OF FIGURE

FIELD REPAIR PARTS AND SPECIAL TOOLS LIST (RPSTL)

FUEL SYSTEM SUPPLY POINT (FSSP)
 REPAIR PARTS AND SPECIAL TOOLS LIST
 UNIT, DIRECT SUPPORT AND GENERAL SUPPORT MAINTENANCE
 120,000 GALLON SYSTEM MODEL M106 (FSP) NSN 4930-01-517-7009;
 300,000 GALLON SYSTEM MODEL M107 (FSS) NSN 4930-01-517-6981

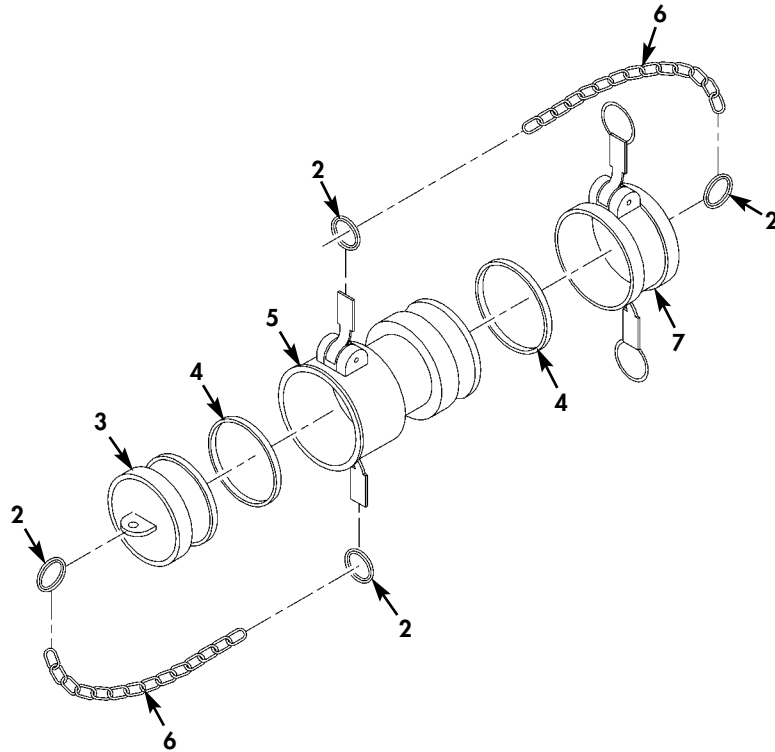
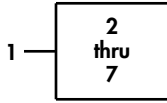


Figure 18. Reducer Assembly, Male 4.00 In. x Female 3.00 In.

(1) ITEM NO	(2) SMR CODE	(3) NSN	(4) CAGEC	(5) PART NUMBER	(6) DESCRIPTION AND USABLE ON CODES (UOC)	(7) QTY
GROUP 0001 0018						
FIG. 18 REDUCER ASSEMBLY, MALE 4.00 X FEMALE 3.00 IN						
1	PAOOO	4730015483573	33813	602630401	REDUCER,QUICK DISCO.....	3
2	PAOZZ	5340015150537	39428	86805T38	.HOLDER,KEY.....	4
3	PAOOO	5340015441356	33813	1001230S1G	.CAP,PROTECTIVE,DUST.....	1
4	PAOZZ	5330008994509	58536	AA59326-9	.GASKET.....	2
5	PAOZZ	4730009513296	58536	AA59326XI15	.REDUCER,QUICK DISCO.....	1
6	MOOZZ		39428	3610T32-1	.ROPE,WIRE MAKE FROM CAGE 39428 P/N 3610T32. USE 19 LINKS.....	2
7	PAOOO	4730006406156	58536	AA59326IX-9	.CAP,QUICK DISCONNEC.....	1

END OF FIGURE

FIELD REPAIR PARTS AND SPECIAL TOOLS LIST (RPSTL)

FUEL SYSTEM SUPPLY POINT (FSSP)
 REPAIR PARTS AND SPECIAL TOOLS LIST
 UNIT, DIRECT SUPPORT AND GENERAL SUPPORT MAINTENANCE
 120,000 GALLON SYSTEM MODEL M106 (FSP) NSN 4930-01-517-7009;
 300,000 GALLON SYSTEM MODEL M107 (FSS) NSN 4930-01-517-6981

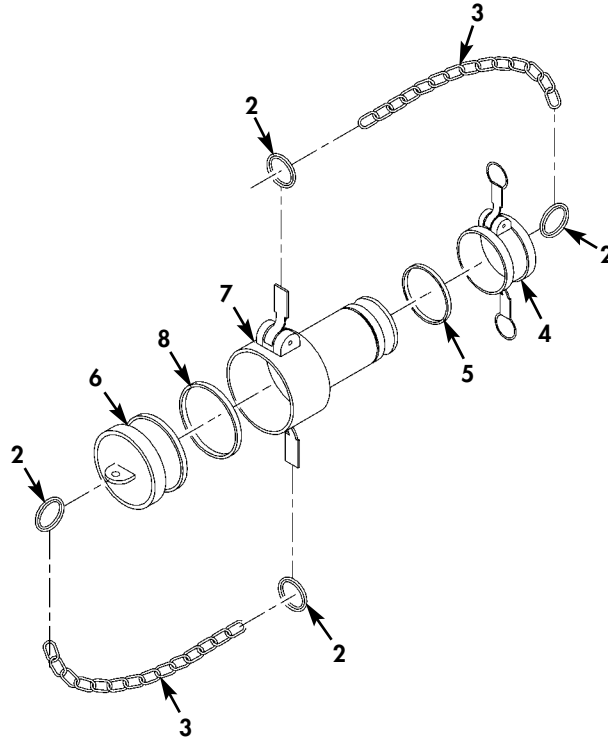
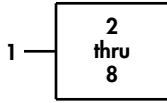


Figure 19. Reducer Assembly, Female 4.00 In. x Male 2.00 In.

(1) ITEM NO	(2) SMR CODE	(3) NSN	(4) CAGEC	(5) PART NUMBER	(6) DESCRIPTION AND USABLE ON CODES (UOC)	(7) QTY
GROUP 0001 0019						
FIG. 19 REDUCER ASSEMBLY, FEMALE 4.00 IN X MALE 2.00 IN						
1	PAOOO	4730009513293	58536	AA59326XI11	REDUCER,QUICK DISCO.....	1
2	PAOZZ	5340015150537	39428	86805T38	.HOLDER,KEY.....	4
3	MOOZZ		39428	3610T32-1	.ROPE,WIRE MAKE FROM CAGE 39428 P/N 3610T32. USE 19 LINKS.....	2
4	PAOOO	5340015479884	33813	1001120SIG	.CAP,PROTECTIVE,DUST.....	1
5	PAOZZ	5330006122414	58536	AA59326-G6	.GASKET.....	1
6	PAOOO	4730006406188	58536	AA59326X19	.PLUG,QUICK DISCONNE.....	1
7	PAOZZ	4730015482611	33813	60264020SG	.REDUCER,QUICK DISCO.....	1
8	PAOZZ	5330008994509	58536	AA59326-9	.GASKET.....	1

END OF FIGURE

FIELD REPAIR PARTS AND SPECIAL TOOLS LIST (RPSTL)

FUEL SYSTEM SUPPLY POINT (FSSP)
 REPAIR PARTS AND SPECIAL TOOLS LIST
 UNIT, DIRECT SUPPORT AND GENERAL SUPPORT MAINTENANCE
 120,000 GALLON SYSTEM MODEL M106 (FSP) NSN 4930-01-517-7009;
 300,000 GALLON SYSTEM MODEL M107 (FSS) NSN 4930-01-517-6981

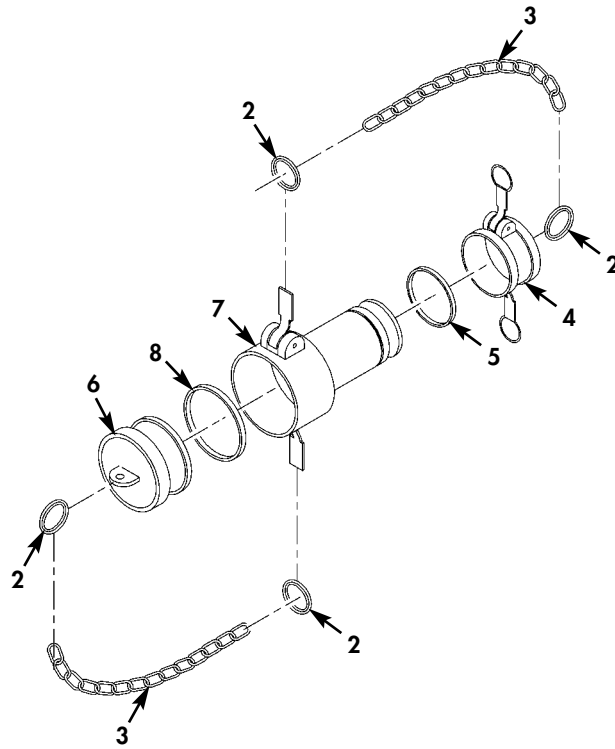
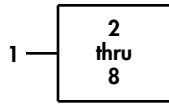


Figure 20. Reducer Assembly, Female 2.00 In. x Male 1.50 In.

(1) ITEM NO	(2) SMR CODE	(3) NSN	(4) CAGEC	(5) PART NUMBER	(6) DESCRIPTION AND USABLE ON CODES (UOC)	(7) QTY
GROUP 0001 0020						
FIG. 20 REDUCER ASSEMBLY, FEMALE 2.00 IN X MALE 1.50 IN						
1	PAOOO	4730015438429	33813	602620151	REDUCER,QUICK DISCO.....	2
2	PAOZZ	5340015150537	39428	86805T38	.HOLDER,KEY.....	4
3	MOOZZ		39428	3610T32-1	.ROPE,WIRE MAKE FROM CAGE 39428 P/N 3610T32. USE 19 LINKS.....	2
4	PAOOO	4730008695246	58536	AA59326/10-5	.CAP,QUICK DISCONNED.....	1
5	PAOZZ	5330003600595	58536	AA59326-G5	.GASKET.....	1
6	PAOOO	4730009155127	58536	AA59326X16	.PLUG,QUICK DISCONNED.....	1
7	PAOZZ	4730009513295	58536	A-A-59326/12-3A	.REDUCER,QUICK DISCO.....	1
8	PAOZZ	5330006122414	58536	AA59326-G6	.GASKET.....	1

END OF FIGURE

FIELD REPAIR PARTS AND SPECIAL TOOLS LIST (RPSTL)

FUEL SYSTEM SUPPLY POINT (FSSP)
REPAIR PARTS AND SPECIAL TOOLS LIST
UNIT, DIRECT SUPPORT AND GENERAL SUPPORT MAINTENANCE
120,000 GALLON SYSTEM MODEL M106 (FSP) NSN 4930-01-517-7009;
300,000 GALLON SYSTEM MODEL M107 (FSS) NSN 4930-01-517-6981

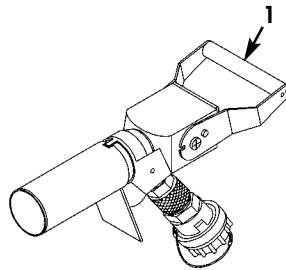


Figure 21. Closed-Circuit Refueling Nozzle Assembly.

(1) ITEM NO	(2) SMR CODE	(3) NSN	(4) CAGEC	(5) PART NUMBER	(6) DESCRIPTION AND USABLE ON CODES (UOC)	(7) QTY
					GROUP 0001 0021	
					FIG. 21 CLOSED-CIRCUIT REFUELING NOZZLE ASSEMBLY	
1	PAOLL	4930013839467	ODT23	64017B	NOZZLE, FUEL AND OIL.....	2

END OF FIGURE

FIELD REPAIR PARTS AND SPECIAL TOOLS LIST (RPSTL)

FUEL SYSTEM SUPPLY POINT (FSSP)
 REPAIR PARTS AND SPECIAL TOOLS LIST
 UNIT, DIRECT SUPPORT AND GENERAL SUPPORT MAINTENANCE
 120,000 GALLON SYSTEM MODEL M106 (FSP) NSN 4930-01-517-7009;
 300,000 GALLON SYSTEM MODEL M107 (FSS) NSN 4930-01-517-6981

1 — 2
 thru
 50

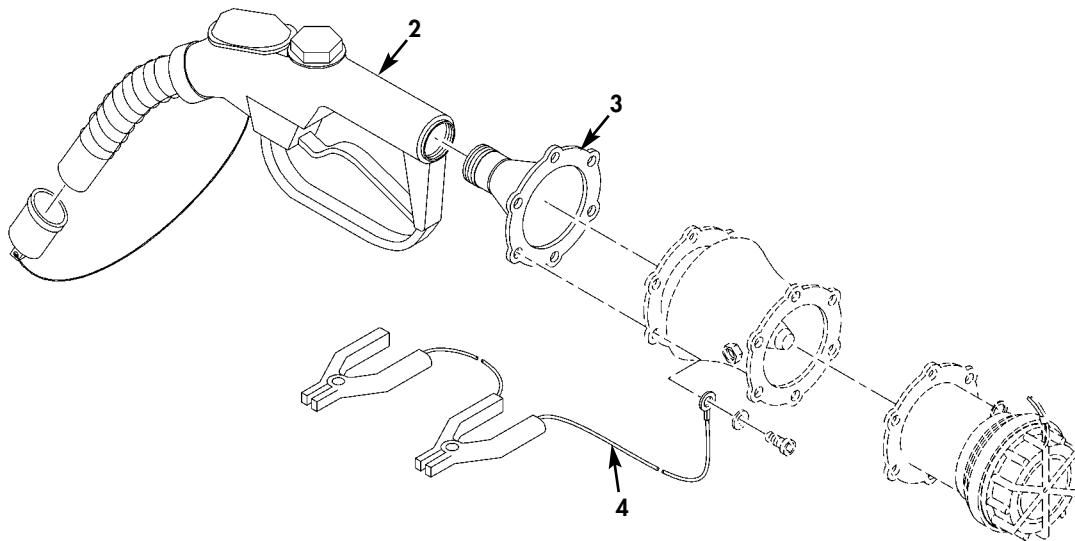


Figure 22. Fuel and Oil Servicing Nozzle Assembly 1.00 In. (Sheet 1 of 3).

FUEL SYSTEM SUPPLY POINT (FSSP)
REPAIR PARTS AND SPECIAL TOOLS LIST
UNIT, DIRECT SUPPORT AND GENERAL SUPPORT MAINTENANCE
120,000 GALLON SYSTEM MODEL M106 (FSP) NSN 4930-01-517-7009;
300,000 GALLON SYSTEM MODEL M107 (FSS) NSN 4930-01-517-6981

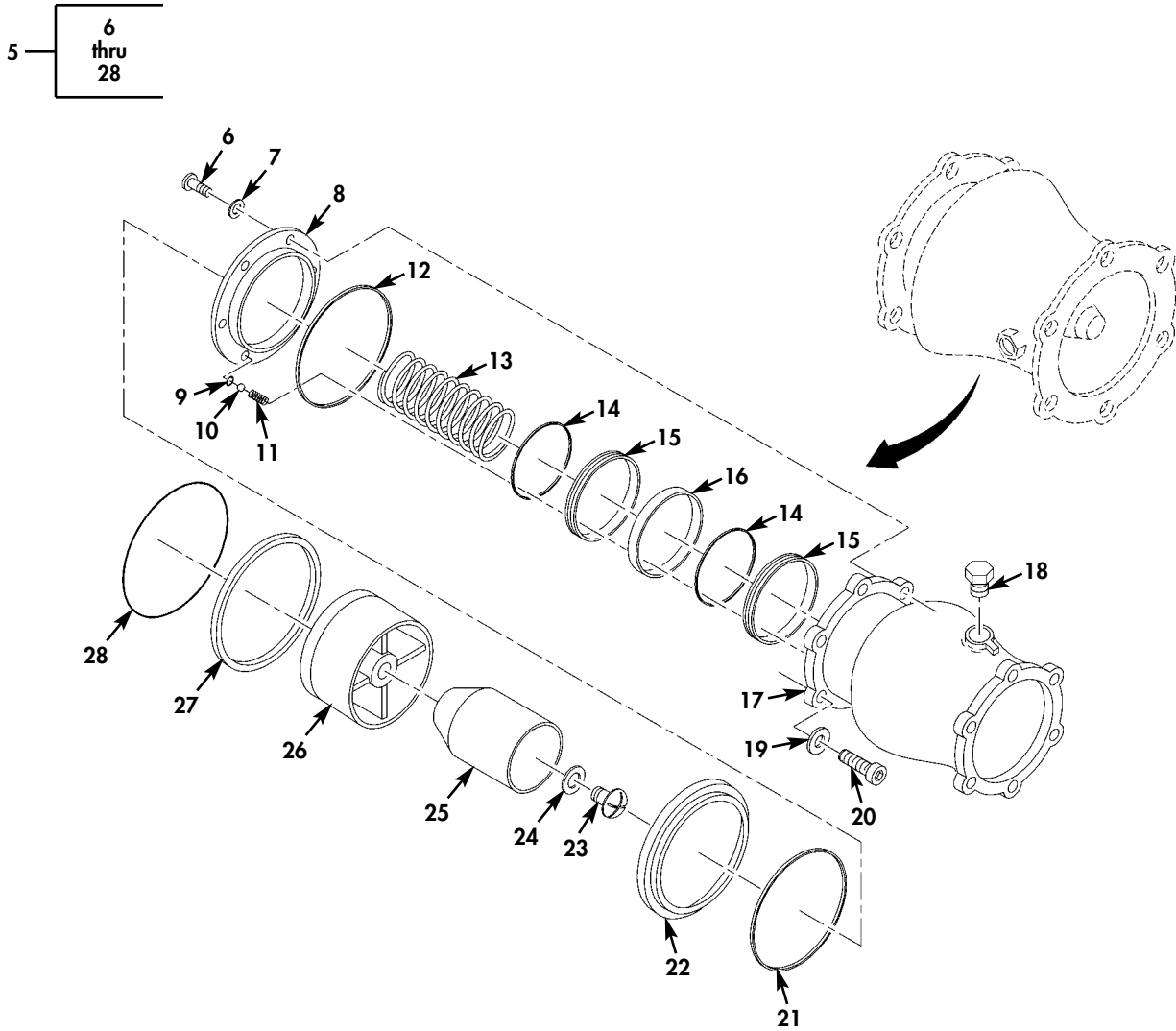


Figure 22. Fuel and Oil Servicing Nozzle Assembly 1.00 In. (Sheet 2 of 3).

FUEL SYSTEM SUPPLY POINT (FSSP)
 REPAIR PARTS AND SPECIAL TOOLS LIST
 UNIT, DIRECT SUPPORT AND GENERAL SUPPORT MAINTENANCE
 120,000 GALLON SYSTEM MODEL M106 (FSP) NSN 4930-01-517-7009;
 300,000 GALLON SYSTEM MODEL M107 (FSS) NSN 4930-01-517-6981

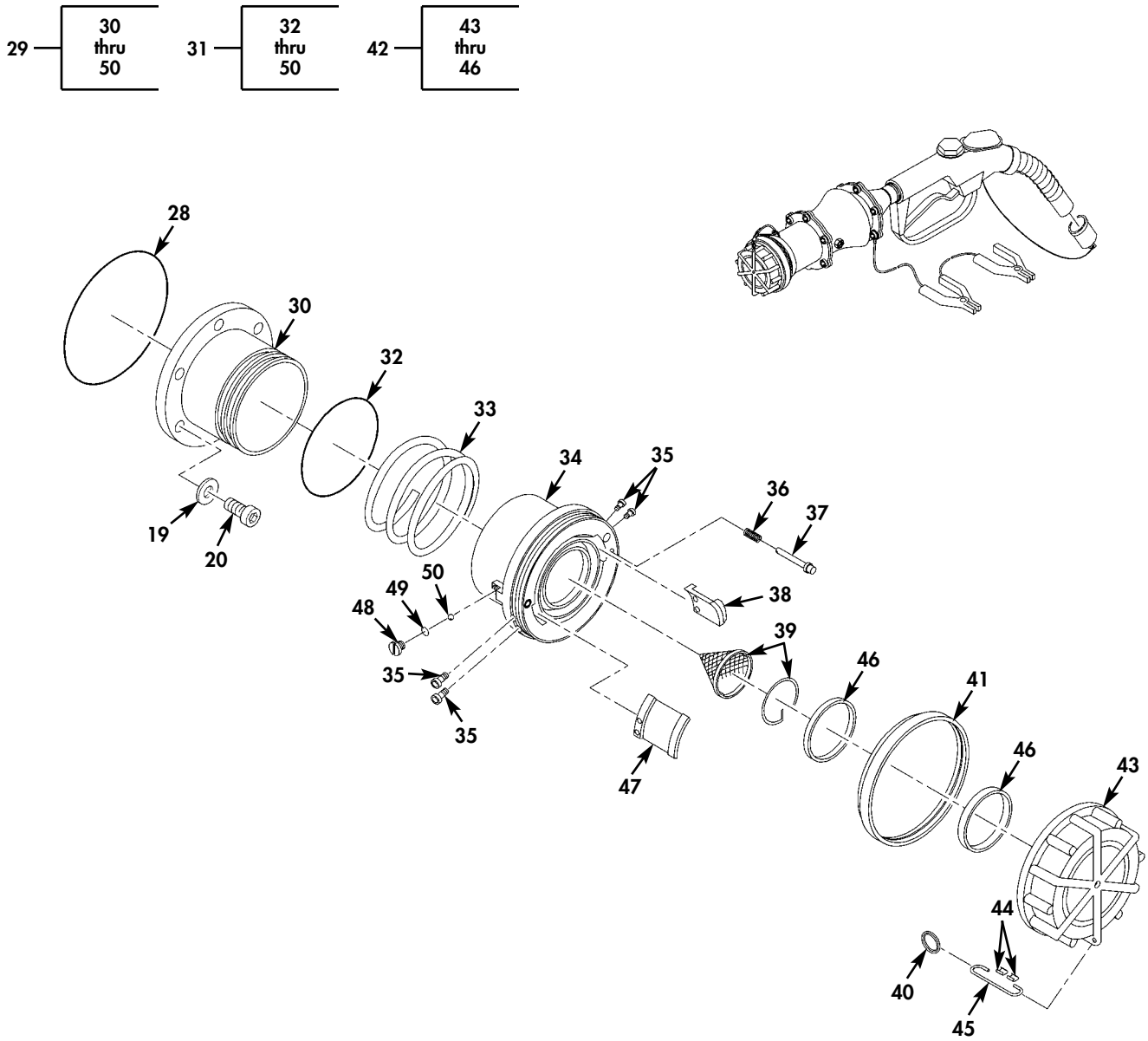


Figure 22. Fuel and Oil Servicing Nozzle Assembly 1.00 In. (Sheet 3 of 3).

(1) ITEM NO	(2) SMR CODE	(3) NSN	(4) CAGEC	(5) PART NUMBER	(6) DESCRIPTION AND USABLE ON CODES (UOC)	(7) QTY
GROUP 0001 0022						
FIG. 22 FUEL AND OIL SERVICING NOZZLE ASSEMBLY 1.00 IN						
1	PAOLL	4930015434269	ODT23	64210	NOZZLE, FUEL AND OIL.....	2
2	PAOLL	4930015433087	ODT23	47526	. NOZZLE, FUEL AND OIL.....	1
3	PAOZZ	4730015429669	ODT23	221669-1	. ADAPTER, STRAIGHT, FL.....	1
4	PAOZZ	5999015443416	ODT23	47528	. STRIP, ELECTRICAL GR.....	1
5	PAOHH	4820015428952	ODT23	47527	. VALVE, REGULATING, FL.....	1
6	PAHZZ	5305015431175	ODT23	LP515-8R7	.. SCREW, MACHINE.....	4
7	PAHZZ	5310015432551	ODT23	GF960-8	.. WASHER, FLAT.....	4
8	PAHZZ	4930010530189	ODT23	23890	.. RETAINER, SEAL.....	1
9	PAHZZ	5331015435080	ODT23	220724-007	.. O-RING.....	1
10	PAHZZ	3110009658485	96906	MS19060-1012	.. BALL, BEARING.....	1
11	PAHZZ	5360013380240	ODT23	210189	.. SPRING, HELICAL, COMP.....	1
12	PAHZZ	5331002913273	81343	MS29513-229	.. O-RING.....	1
13	PAHZZ	5360015475836	56988	10626	.. SPRING, HELICAL, COMP.....	1
14	PAHZZ	5331002651076	81343	MS29513-126	.. O-RING.....	2
15	PAHZZ	5330010530221	ODT23	24085	.. GASKET.....	2
16	PAHZZ	5365010530186	ODT23	24059	.. SPACER, SEAL.....	1
17	PAHZZ		ODT23	47530	.. HOUSING ASSEMBLY.....	1
18	PAOZZ	4930013072721	86090	40427	.. BREATHER ASSEMBLY.....	1
19	PAOZZ	5310011780915	86928	5710-63-30	.. WASHER, FLAT.....	12
20	PAOZZ	5305009887613	80205	MS16995-49	.. SCREW, CAP, SOCKET HE.....	12
21	PAHZZ	5331005314588	81343	MS29513-147	.. O-RING.....	1
22	PAHZZ	4930010530187	ODT23	23893	.. RING, OUTER PISTON.....	1
23	PAHZZ	5305015432394	ODT23	LP526C1024R8	.. SCREW, MACHINE.....	1
24	PAHZZ	5330013683629	83259	600-0101-10	.. SEAL, PLAIN.....	1

(1) ITEM NO	(2) SMR CODE	(3) NSN	(4) CAGEC	(5) PART NUMBER	(6) DESCRIPTION AND USABLE ON CODES (UOC)	(7) QTY
25	PAHZZ	4930010530185	ODT23	24096	.. PISTON, INNER.....	1
26	PAHZZ	4930010530190	ODT23	23889	.. PISTON, OUTER.....	1
27	PAHZZ	5325015437032	ODT23	RRT-268-S	.. RING, RETAINING.....	1
28	PAOZZ	5330010530217	ODT23	201201-151	.. PACKING, PREFORMED.....	2
29	PAOFF	4730015436436	ODT23	47534	. COUPLING HALF, QUICK.....	1
30	PAOZZ		ODT23	221686-1	.. ADAPTER, STRAIGHT, HO.....	1
31	PAFFF	4730015434932	ODT23	47032-1	.. COUPLING HALF, QUICK.....	1
32	PAFZZ	5331002609338	81343	MS29513-227	... O-RING.....	1
33	PAFZZ	5360014997195	ODT23	220330	... SPRING, HELICAL, COMP.....	1
34	XAFZZ		ODT23	220164-1	... BODY.....	1
35	PAFZZ	5305015533235	81343	MS16998-20L	... SCREW, CAP, SOCKET HE.....	4
36	PAFZZ	5360014905798	ODT23	220301	... SPRING, HELICAL, COMP.....	1
37	PAFZZ	5315014905799	ODT23	220148	... PIN, STRAIGHT, HEADED.....	1
38	PAFZZ	4820015030710	ODT23	220159-1	... LUG, LONG.....	1
39	PAFZZ	4730015153531	ODT23	47115-100	... STRAINER ELEMENT, SE.....	1
40	PAOZZ	5365015436028	ODT23	8K1	... RING, CONNECTING, ROU.....	1
41	PAFZZ	2510014567850	ODT23	220161	... CAP, BUMPER.....	1
42	PAOOO	2910014562273	ODT23	47062	... CAP DUST.....	1
43	PAOZZ	4730015439501	ODT23	220162	... CAP, QUICK DISCONNEC.....	1
44	PAOZZ	4030004315537	30003	2842687	... SWAGING SLEEVE, WIRE.....	2
45	PAOZZ	4010014610033	ODT23	220201-1-18	... WIRE ROPE ASSEMBLY,.....	1
46	PAFZZ	5330014339203	ODT23	220146	... SEAL, PLAIN.....	2
47	PAFZZ	4820015048923	ODT23	220159-2	... LUG, SHORT.....	1
48	PAFZZ	5305009881720	96906	MS35206-276	... SCREW, MACHINE.....	1
49	PAFZZ	5331002483835	81343	MS29513-010	... O-RING.....	1
50	PAFZZ	3110015048557	ODT23	220265	... BALL, BEARING.....	41

END OF FIGURE

FUEL SYSTEM SUPPLY POINT (FSSP)
 REPAIR PARTS AND SPECIAL TOOLS LIST
 UNIT, DIRECT SUPPORT AND GENERAL SUPPORT MAINTENANCE
 120,000 GALLON SYSTEM MODEL M106 (FSP) NSN 4930-01-517-7009;
 300,000 GALLON SYSTEM MODEL M107 (FSS) NSN 4930-01-517-6981

1 — 2
thru
41

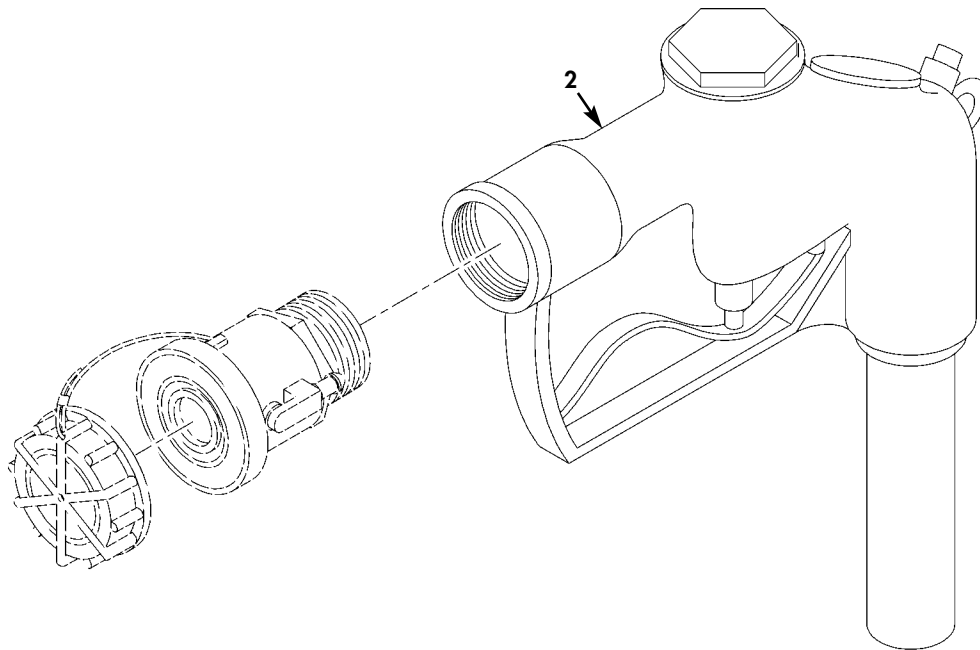


Figure 23. Fuel and Oil Servicing Nozzle Assembly 1.50 In. (Sheet 1 of 2).

FUEL SYSTEM SUPPLY POINT (FSSP)
 REPAIR PARTS AND SPECIAL TOOLS LIST
 UNIT, DIRECT SUPPORT AND GENERAL SUPPORT MAINTENANCE
 120,000 GALLON SYSTEM MODEL M106 (FSP) NSN 4930-01-517-7009;
 300,000 GALLON SYSTEM MODEL M107 (FSS) NSN 4930-01-517-6981

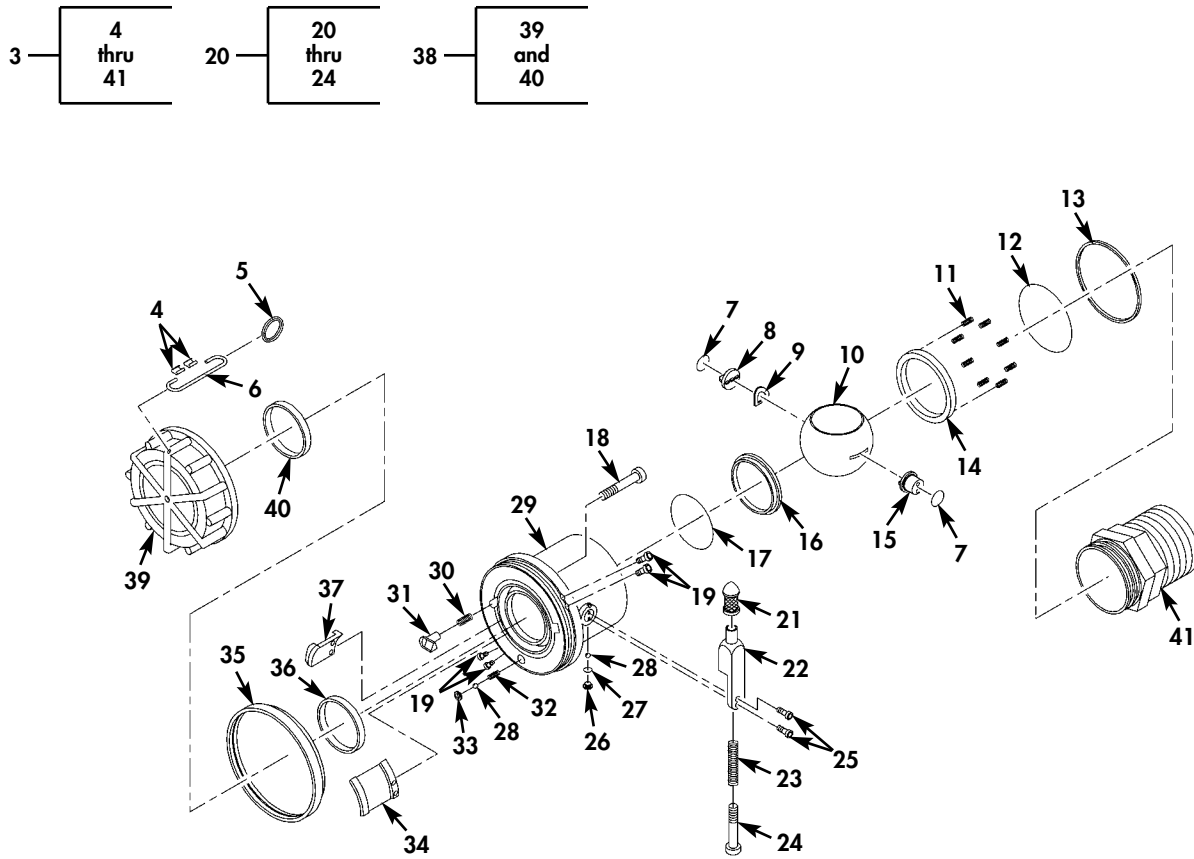


Figure 23. Fuel and Oil Servicing Nozzle Assembly 1.50 In. (Sheet 2 of 2).

(1) ITEM NO	(2) SMR CODE	(3) NSN	(4) CAGEC	(5) PART NUMBER	(6) DESCRIPTION AND USABLE ON CODES (UOC)	(7) QTY
GROUP 0001 0023						
FIG. 23 FUEL AND OIL SERVICING NOZZLE ASSEMBLY 1.50 IN						
1	PAOFF	4930015442307	ODT23	64185	NOZZLE, FUEL AND OIL.....	2
2	PAOZZ	4930015435116	ODT23	47453	. NOZZLE, FUEL AND OIL.....	1
3	PAOFF	4730015435641	ODT23	64020H	. COUPLING HALF, QUICK.....	1
4	PAOZZ	4030004315537	30003	2842687	.. SWAGING SLEEVE, WIRE.....	2
5	PAFZZ	5365014905797	ODT23	220482	.. RING, CONNECTING, ROU.....	1
6	PAOZZ	4010015436609	ODT23	82499-1800	.. ROPE, WIRE.....	1
7	PAFZZ	5331002483840	81343	MS29513-014	.. O-RING.....	2
8	PAFZZ	5315014573252	ODT23	220150	.. PIN, QUICK RELEASE.....	1
9	PAFZZ	5310006053789	97942	577R391	.. WASHER, SPRING TENSI.....	1
10	PAFZZ	4810014567622	ODT23	220152	.. BALL, VALVE, PORTED.....	1
11	PAFZZ	5360014615852	ODT23	220153	.. SPRING, HELICAL, COMP.....	8
12	PAFZZ	5331002917384	81343	MS29513-133	.. O-RING.....	1
13	PAFZZ	5331002917337	81343	MS29513-228	.. O-RING.....	1
14	PAFZZ	5330014569662	ODT23	220157	.. SEAL, PLAIN.....	1
15	PAFZZ	2815014567605	ODT23	220154	.. SHAFT, CONTROL ASSEM.....	1
16	PAFZZ	5330015435609	ODT23	221284	.. SEAL, PLAIN.....	1
17	PAFZZ	5331004819987	81343	MS29513-032	.. O-RING.....	1
18	PAFZZ	5305014561139	96906	MS16997-24L	.. SCREW, CAP, SOCKET HE.....	1
19	PAFZZ	5305015533235	81343	MS16998-20L	.. SCREW, CAP, SOCKET HE.....	4
20	PAFFF	5340014588470	ODT23	47085	... HANDLE, MANUAL CONTR.....	1
21	PAFZZ	5355015434100	ODT23	220142	... KNOB.....	1
22	PAFZZ	5340015434528	ODT23	220147	... LEVER, MANUAL CONTRO.....	1
23	PAFZZ	5360015436716	ODT23	220145	... SPRING, HELICAL, COMP.....	1
24	PAFZZ	5305015436710	ODT23	220204	... SCREW, MACHINE.....	1

(1) ITEM NO	(2) SMR CODE	(3) NSN	(4) CAGEC	(5) PART NUMBER	(6) DESCRIPTION AND USABLE ON CODES (UOC)	(7) QTY
25	PAFZZ	5305015434523	ODT23	PL24693C50	.. SCREW, MACHINE	2
26	PAFZZ	5305009881720	96906	MS35206-276	.. SCREW, MACHINE	1
27	PAFZZ	5331002483835	81343	MS29513-010	.. O-RING	1
28	PAFZZ	3110015048557	ODT23	220265	.. BALL, BEARING	42
29	XAFZZ		ODT23	220163-3	.. BODY	1
30	PAFZZ	5360014541830	ODT23	220149	.. SPRING, HELICAL, COMP	1
31	PAFZZ	5315014572803	ODT23	220151	.. PIN, QUICK RELEASE	1
32	PAFZZ	5360014665850	ODT23	220335	.. SPRING, HELICAL, COMP	1
33	PAFZZ	4820015048924	ODT23	220334	.. SEAT, VALVE	1
34	PAFZZ	4820015048923	ODT23	220159-2	.. LUG, SHORT	1
35	PAFZZ	2510014567850	ODT23	220161	.. CAP, BUMPER	1
36	PAFZZ	5330014339203	ODT23	220146	.. SEAL, PLAIN	1
37	PAFZZ	4820015030710	ODT23	220159-1	.. LUG, LONG	1
38	PAOOZ	2910014562273	ODT23	47062	.. CAP DUST	1
39	PAOZZ	4730015439501	ODT23	220162	... CAP, QUICK DISCONN	1
40	PAOZZ	5330014339203	ODT23	220146	... SEAL, PLAIN	1
41	PAFZZ	4730015436597	ODT23	220131-1	.. NIPPLE, QUICK-DISCON	1

END OF FIGURE

FUEL SYSTEM SUPPLY POINT (FSSP)
 REPAIR PARTS AND SPECIAL TOOLS LIST
 UNIT, DIRECT SUPPORT AND GENERAL SUPPORT MAINTENANCE
 120,000 GALLON SYSTEM MODEL M106 (FSP) NSN 4930-01-517-7009;
 300,000 GALLON SYSTEM MODEL M107 (FSS) NSN 4930-01-517-6981

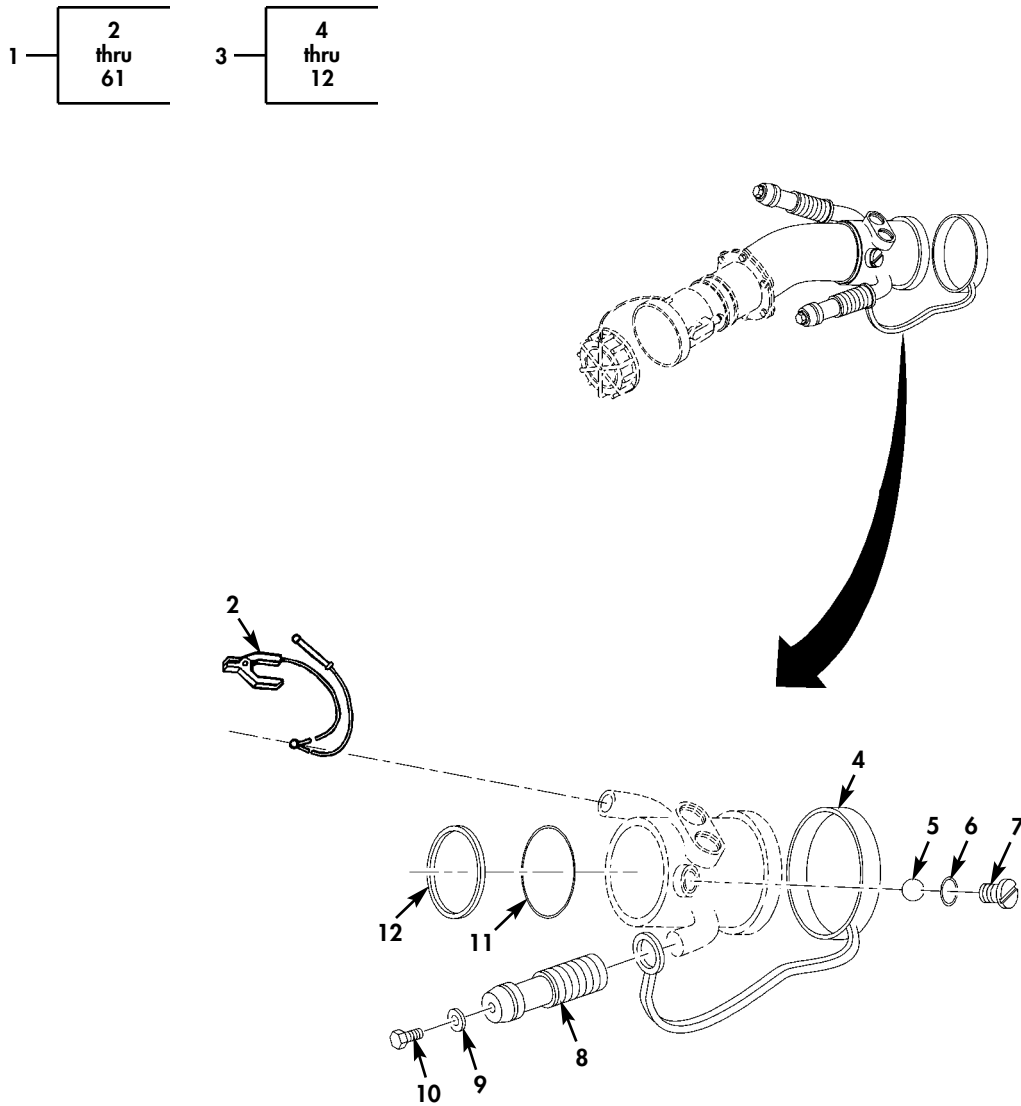


Figure 24. Underwing Aircraft Nozzle Assembly 2.00 In. (Sheet 1 of 4).

FUEL SYSTEM SUPPLY POINT (FSSP)
REPAIR PARTS AND SPECIAL TOOLS LIST
UNIT, DIRECT SUPPORT AND GENERAL SUPPORT MAINTENANCE
120,000 GALLON SYSTEM MODEL M106 (FSP) NSN 4930-01-517-7009;
300,000 GALLON SYSTEM MODEL M107 (FSS) NSN 4930-01-517-6981

13 — 14
thru
16

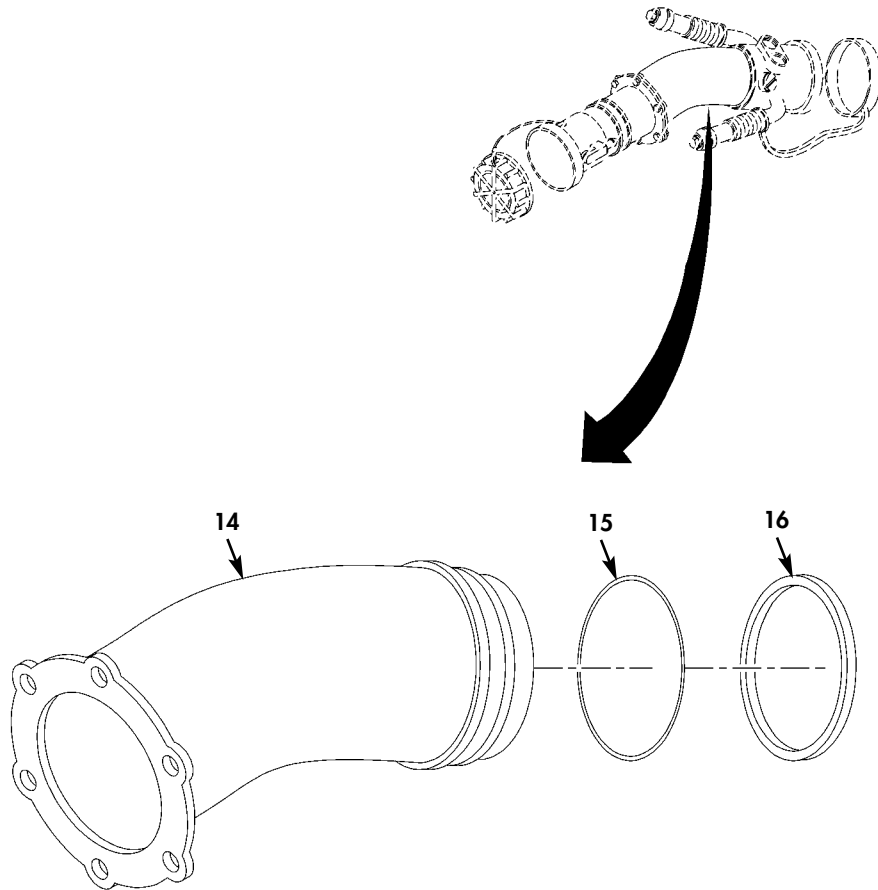


Figure 24. Underwing Aircraft Nozzle Assembly 2.00 In. (Sheet 2 of 4).

FUEL SYSTEM SUPPLY POINT (FSSP)
 REPAIR PARTS AND SPECIAL TOOLS LIST
 UNIT, DIRECT SUPPORT AND GENERAL SUPPORT MAINTENANCE
 120,000 GALLON SYSTEM MODEL M106 (FSP) NSN 4930-01-517-7009;
 300,000 GALLON SYSTEM MODEL M107 (FSS) NSN 4930-01-517-6981

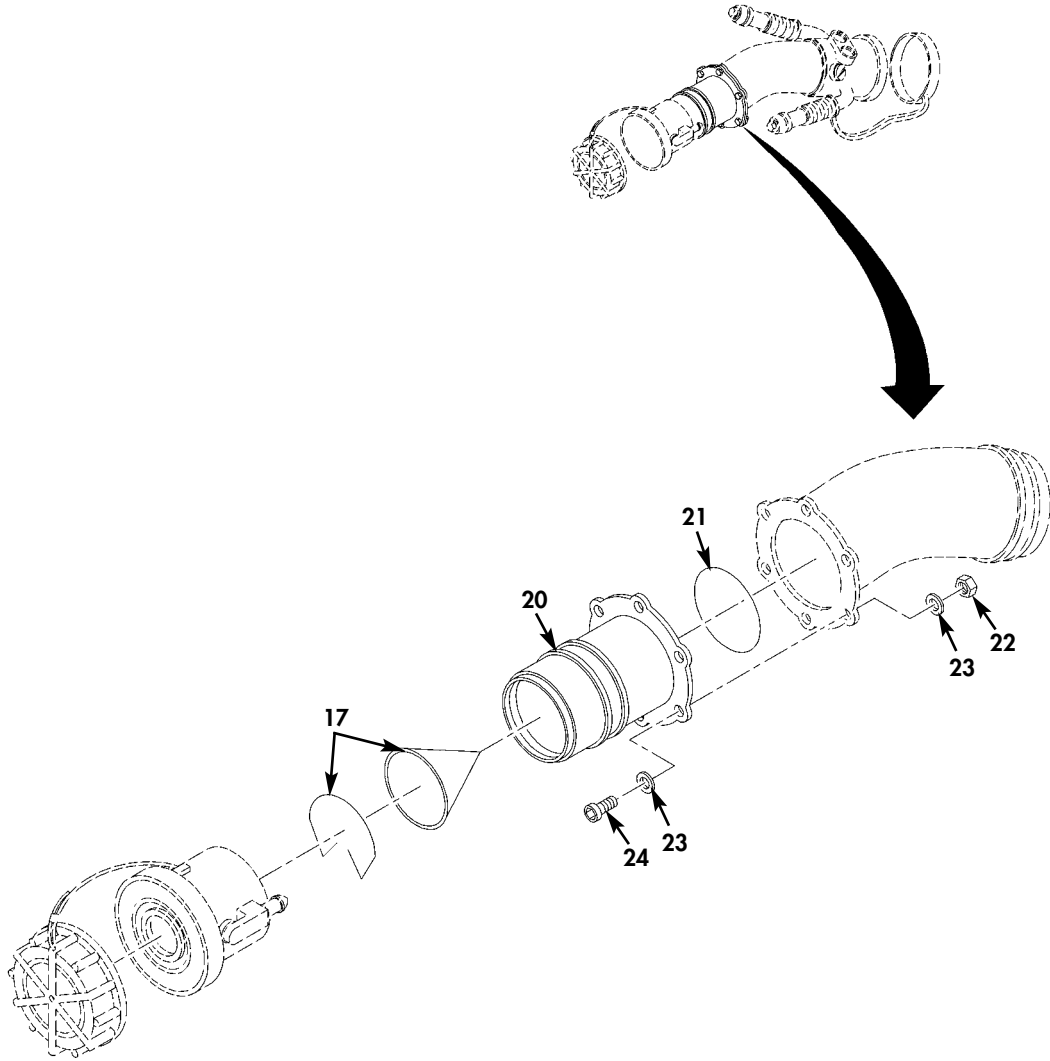



Figure 24. Underwing Aircraft Nozzle Assembly 2.00 In. (Sheet 3 of 4).

FUEL SYSTEM SUPPLY POINT (FSSP)
 REPAIR PARTS AND SPECIAL TOOLS LIST
 UNIT, DIRECT SUPPORT AND GENERAL SUPPORT MAINTENANCE
 120,000 GALLON SYSTEM MODEL M106 (FSP) NSN 4930-01-517-7009;
 300,000 GALLON SYSTEM MODEL M107 (FSS) NSN 4930-01-517-6981

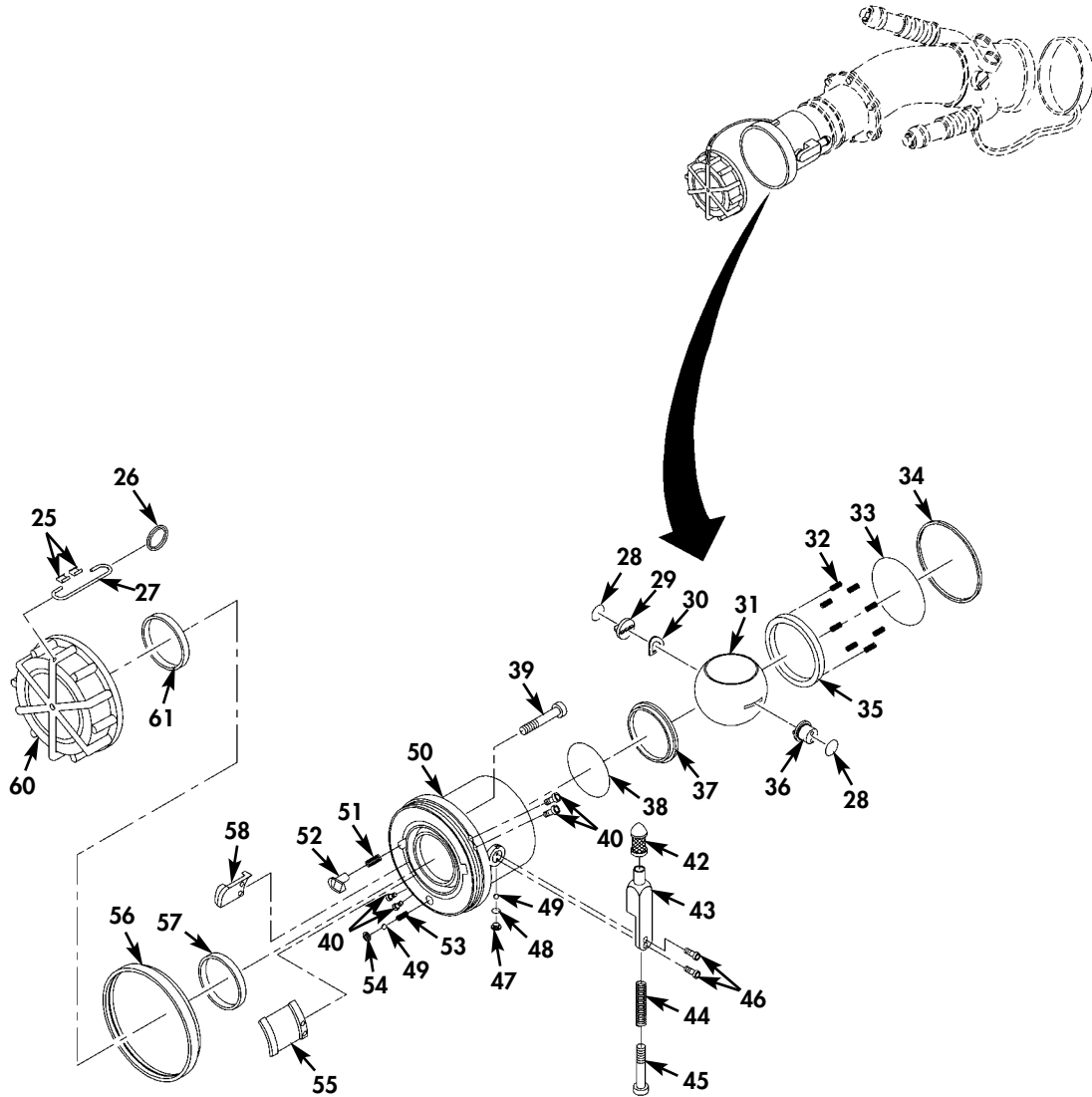
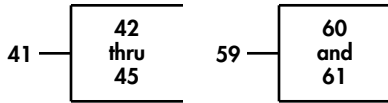


Figure 24. Underwing Aircraft Nozzle Assembly 2.00 In. (Sheet 4 of 4).

(1) ITEM NO	(2) SMR CODE	(3) NSN	(4) CAGEC	(5) PART NUMBER	(6) DESCRIPTION AND USABLE ON CODES (UOC)	(7) QTY
GROUP 0001 0024						
FIG. 24 UNDERWING AIRCRAFT NOZZLE ASSEMBLY 2.00 IN						
1	PAOLZ	4930015438689	ODT23	64201CGH5	NOZZLE, FUEL AND OIL.....	1
2	PAFZZ	4010015445284	ODT23	47449	. WIRE ROPE ASSEMBLY,	1
3	PAFLZ	4930014845919	ODT23	64201H	. NOZZLE, FUEL.....	1
4	PAFZZ	5340015434075	ODT23	221026	. . CAP, PROTECTIVE, DUST.....	1
5	PAFZZ	3110012471056	ODT23	221075	. . BEARING, BALL.....	39
6	PAFZZ	5331002638011	81343	MS29512-03	. . O-RING.....	1
7	PAFZZ	5305014594210	ODT23	220484	. . SCREW, CAP, HEXAGON H.....	1
8	PAFZZ	5340015436501	ODT23	221020-1	. . GRIP, HANDLE.....	2
9	PAFZZ	5310001670820	80205	NAS1149F0563P	. . WASHER, FLAT.....	1
10	PAFZZ	5305011893761	80205	MS16997-78L	. . SCREW, CAP, SOCKET HE.....	1
11	PAFZZ	4320015435581	ODT23	220893	. . RING, WEARING.....	1
12	PAFZZ	5331010074899	81349	M25988/1-235	. . O-RING.....	1
13	PAFFO	4730012653145	86090	44327	. NOZZLE, FUEL AND OIL.....	1
14	XAFZZ		ODT23	207873	. . ELBOW, INLET.....	1
15	PAFZZ	5330012471080	ODT23	207807	. . SEAL, PLAIN.....	1
16	PAFZZ	5331012442274	81349	M25988/1-040	. . O-RING.....	1
17	PAFZZ	4730015153531	ODT23	47115-100	. STRAINER ELEMENT, SE.....	1
18	PAFFZ	4730015482569	ODT23	64020N	. ADAPTER ASSEMBLY, VA.....	1
19	PAFFZ	4730015435998	ODT23	47036-1	. . ADAPTER, STRAIGHT, FL.....	1
20	PAFZZ	4730015436664	ODT23	220136-1	. . . ADAPTER, STRAIGHT, FL.....	1
21	PAFZA	5330010530217	ODT23	201201-151	. . . PACKING, PREFORMED.....	14
22	PAFZZ	5310000203260	80205	MS21083C5	. . . NUT, SELF-LOCKING, HE.....	6
23	PAFZZ	5310001670803	80205	NAS1149C0563R	. . . WASHER, FLAT.....	12
24	PAFZZ	5306000213912	80205	MS35308-334	. . . BOLT, MACHINE.....	1

(1) ITEM NO	(2) SMR CODE	(3) NSN	(4) CAGEC	(5) PART NUMBER	(6) DESCRIPTION AND USABLE ON CODES (UOC)	(7) QTY
25	PAOZZ	4030004315537	30003	2842687	... SWAGING SLEEVE, WIRE	2
26	PAFZZ	5365014905797	ODT23	220482	... RING, CONNECTING, ROU	1
27	PAOZZ	4010015436609	ODT23	82499-1800	... ROPE, WIRE	1
28	PAFZZ	5331002483840	81343	MS29513-014	... O-RING	2
29	PAFZZ	5315014573252	ODT23	220150	... PIN, QUICK RELEASE	1
30	PAFZZ	5310006053789	97942	577R391	... WASHER, SPRING TENSI	1
31	PAFZZ	4810014567622	ODT23	220152	... BALL, VALVE, PORTED	1
32	PAFZZ	5360014615852	ODT23	220153	... SPRING, HELICAL, COMP	8
33	PAFZZ	5331002917384	81343	MS29513-133	... O-RING	1
34	PAFZZ	5331002917337	81343	MS29513-228	... O-RING	1
35	PAFZZ	5330014569662	ODT23	220157	... SEAL, PLAIN	1
36	PAFZZ	2815014567605	ODT23	220154	... SHAFT, CONTROL ASSEM	1
37	PAFZZ	5330015435609	ODT23	221284	... SEAL, PLAIN	1
38	PAFZZ	5331004819987	81343	MS29513-032	... O-RING	1
39	PAFZZ	5305014561139	96906	MS16997-24L	... SCREW, CAP, SOCKET HE	1
40	PAFZZ	5305015533235	81343	MS16998-20L	... SCREW, CAP, SOCKET HE	4
41	PAFFZ	5340014588470	ODT23	47085	... HANDLE, MANUAL CONTR	1
42	PAFZZ	5355015434100	ODT23	220142	... KNOB	1
43	PAFZZ	5340015434528	ODT23	220147	... LEVER, MANUAL CONTRO	1
44	PAFZZ	5360015436716	ODT23	220145	... SPRING, HELICAL, COMP	1
45	PAFZZ	5305015436710	ODT23	220204	... SCREW, MACHINE	1
46	PAFZZ	5305015434523	ODT23	PL24693C50	... SCREW, MACHINE	2
47	PAFZZ	5305009881720	96906	MS35206-276	... SCREW, MACHINE	1
48	PAFZZ	5331002483835	81343	MS29513-010	... O-RING	1
49	PAFZZ	3110015048557	ODT23	220265	... BALL, BEARING	42
50	XAFZZ		ODT23	220163-3	... BODY	1

(1) ITEM NO	(2) SMR CODE	(3) NSN	(4) CAGEC	(5) PART NUMBER	(6) DESCRIPTION AND USABLE ON CODES (UOC)	(7) QTY
51	PAFZZ	5360014541830	ODT23	220149	... SPRING, HELICAL, COMP.....	1
52	PAFZZ	5315014572803	ODT23	220151	... PIN, QUICK RELEASE.....	1
53	PAFZZ	5360014665850	ODT23	220335	... SPRING, HELICAL, COMP.....	1
54	PAFZZ	4820015048924	ODT23	220334	... SEAT, VALVE.....	1
55	PAFZZ	4820015048923	ODT23	220159-2	... LUG, SHORT.....	1
56	PAFZZ	2510014567850	ODT23	220161	... CAP, BUMPER.....	1
57	PAFZZ	5330014339203	ODT23	220146	... SEAL, PLAIN.....	1
58	PAFZZ	4820015030710	ODT23	220159-1	... LUG, LONG.....	1
59	PAOOZ	2910014562273	ODT23	47062	... CAP DUST.....	1
60	PAOZZ	4730015439501	ODT23	220162	... CAP, QUICK DISCONNEC.....	1
61	PAOZZ	5330014339203	ODT23	220146	... SEAL, PLAIN.....	1

END OF FIGURE

FIELD REPAIR PARTS AND SPECIAL TOOLS LIST (RPSTL)

FUEL SYSTEM SUPPLY POINT (FSSP)
 REPAIR PARTS AND SPECIAL TOOLS LIST
 UNIT, DIRECT SUPPORT AND GENERAL SUPPORT MAINTENANCE
 120,000 GALLON SYSTEM MODEL M106 (FSP) NSN 4930-01-517-7009;
 300,000 GALLON SYSTEM MODEL M107 (FSS) NSN 4930-01-517-6981

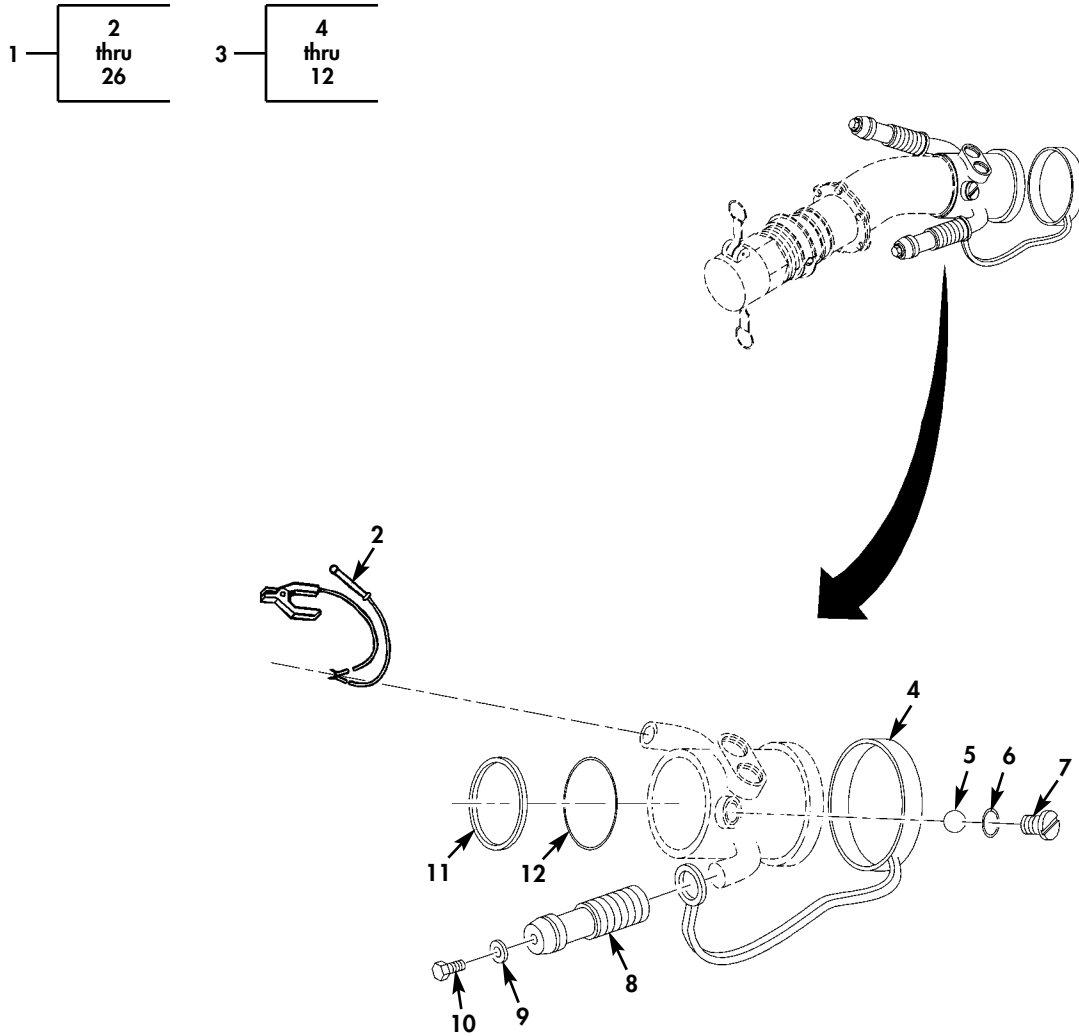


Figure 25. Underwing Aircraft Nozzle Assembly 4.00 In. Female Camlock (Sheet 1 of 3).

FUEL SYSTEM SUPPLY POINT (FSSP)
REPAIR PARTS AND SPECIAL TOOLS LIST
UNIT, DIRECT SUPPORT AND GENERAL SUPPORT MAINTENANCE
120,000 GALLON SYSTEM MODEL M106 (FSP) NSN 4930-01-517-7009;
300,000 GALLON SYSTEM MODEL M107 (FSS) NSN 4930-01-517-6981

13 — 14
thru
16

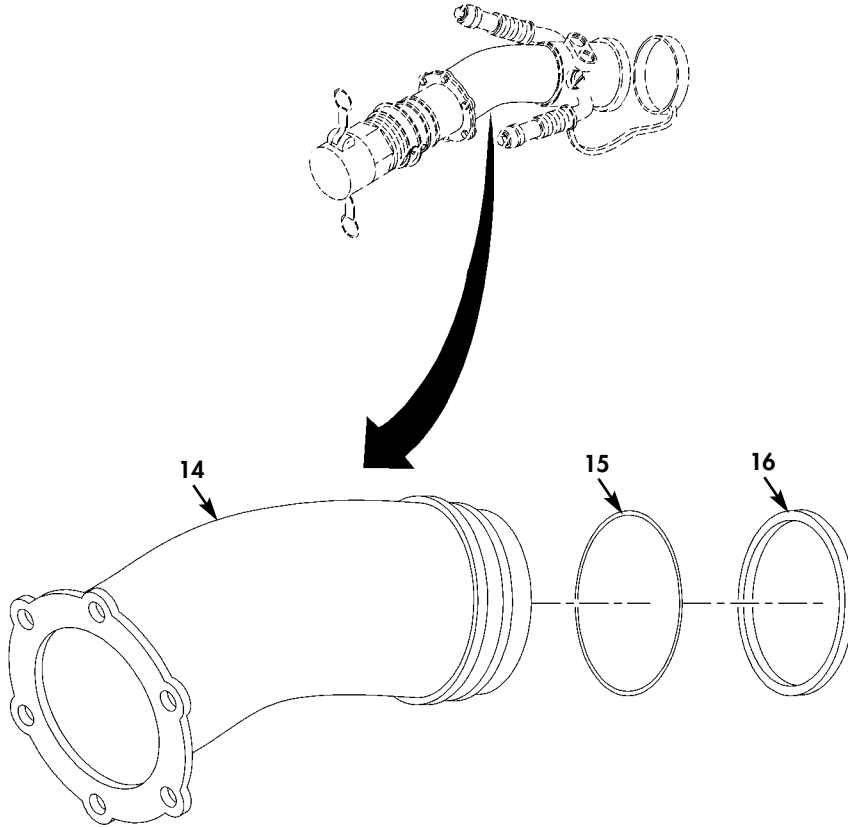


Figure 25. Underwing Aircraft Nozzle Assembly 4.00 In. Female Camlock (Sheet 2 of 3).

FUEL SYSTEM SUPPLY POINT (FSSP)
REPAIR PARTS AND SPECIAL TOOLS LIST
UNIT, DIRECT SUPPORT AND GENERAL SUPPORT MAINTENANCE
120,000 GALLON SYSTEM MODEL M106 (FSP) NSN 4930-01-517-7009;
300,000 GALLON SYSTEM MODEL M107 (FSS) NSN 4930-01-517-6981

18 — 19
thru
24

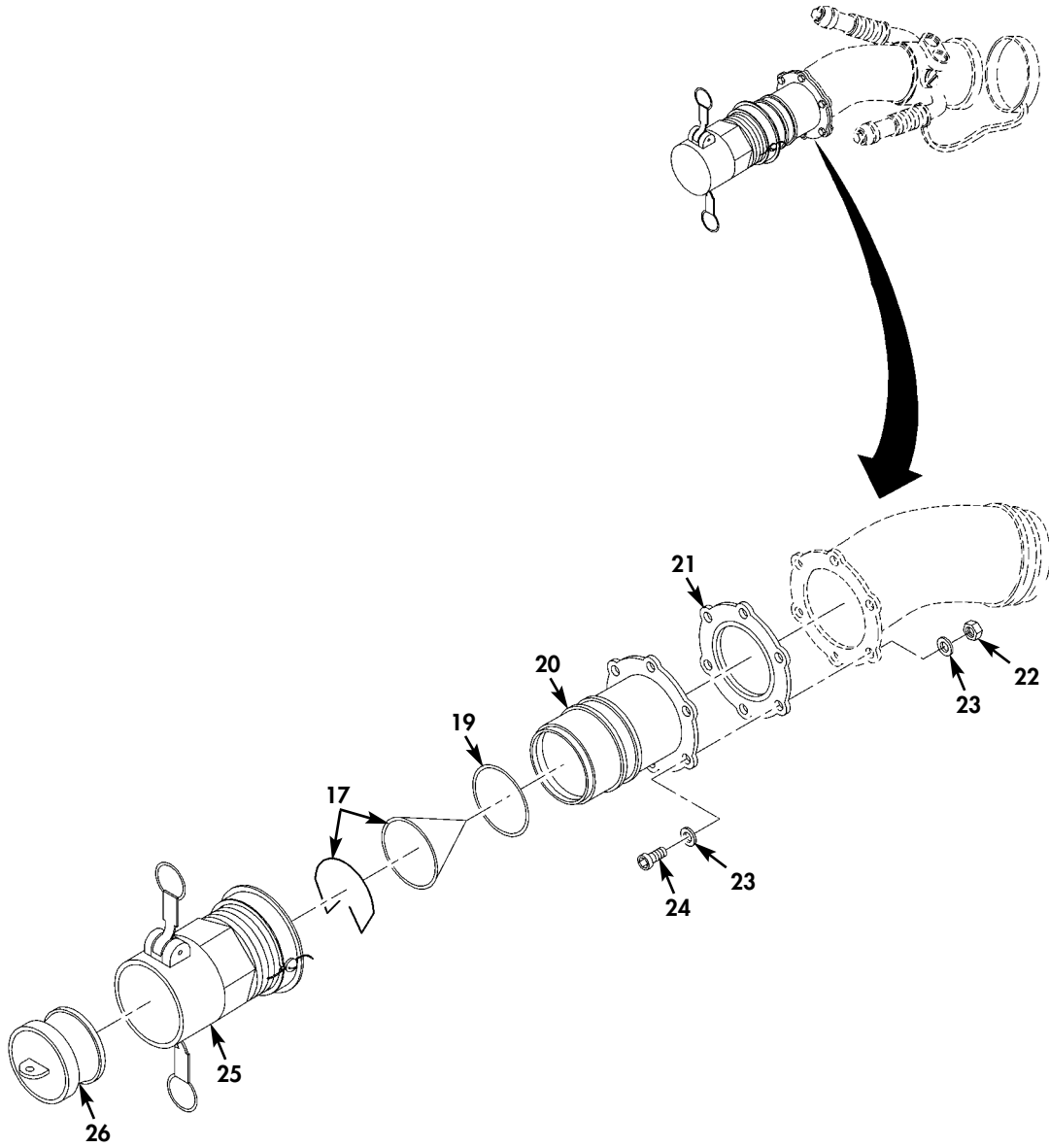


Figure 25. Underwing Aircraft Nozzle Assembly 4.00 In. Female Camlock (Sheet 3 of 3).

(1) ITEM NO	(2) SMR CODE	(3) NSN	(4) CAGEC	(5) PART NUMBER	(6) DESCRIPTION AND USABLE ON CODES (UOC)	(7) QTY
GROUP 0001 0025						
FIG. 25 UNDERWING AIRCRAFT NOZZLE ASSEMBLY 4.00 IN FEMALE CAMLOCK						
1	PAOLZ	4930015435623	ODT23	64201CGH2MQ	NOZZLE, FUEL AND OIL.....	3
2	PAFZZ	4010015445284	ODT23	47449	. WIRE ROPE ASSEMBLY,	1
3	PAFLZ	4930014845919	ODT23	64201H	. NOZZLE, FUEL.....	1
4	PAFZZ	5340015434075	ODT23	221026	. . CAP, PROTECTIVE, DUST.....	1
5	PAFZZ	3110012471056	ODT23	221075	. . BEARING, BALL.....	39
6	PAFZZ	5331002638011	81343	MS29512-03	. . O-RING.....	1
7	PAFZZ	5305014594210	ODT23	220484	. . SCREW, CAP, HEXAGON H.....	1
8	PAFZZ	5340015436501	ODT23	221020-1	. . GRIP, HANDLE.....	2
9	PAFZZ	5310001670820	80205	NAS1149F0563P	. . WASHER, FLAT.....	1
10	PAFZZ	5305011893761	80205	MS16997-78L	. . SCREW, CAP, SOCKET HE.....	1
11	PAFZZ	4320015435581	ODT23	220893	. . RING, WEARING.....	1
12	PAFZZ	5331010074899	81349	M25988/1-235	. . O-RING.....	1
13	PAFFO	4730012653145	86090	44327	. NOZZLE, FUEL AND OIL.....	1
14	XAFZZ		ODT23	207873	. . ELBOW, INLET.....	1
15	PAFZZ	5330012471080	ODT23	207807	. . SEAL, PLAIN.....	1
16	PAFZZ	5331012442274	81349	M25988/1-040	. . O-RING.....	1
17	PAOZZ	4730015153531	ODT23	47115-100	. STRAINER ELEMENT, SE.....	1
18	PAFFZ	4730014135995	ODT23	203397	. ADAPTER, STRAIGHT, FL.....	1
19	PAFZZ	5325011082412	ODT23	201201-231	. . RING, RETAINING.....	1
20	PAFZZ	4730014135995	ODT23	203397	. . ADAPTER, STRAIGHT, FL.....	1
21	PAFZZ	5330011978407	81343	MS27194-40	. . GASKET.....	1
22	PAFZZ	5310000203260	80205	MS21083C5	. . NUT, SELF-LOCKING, HE.....	6
23	PAFZZ	5310001670803	80205	NAS1149C0563R	. . WASHER, FLAT.....	12
24	PAFZZ	5306000213912	80205	MS35308-334	. . BOLT, MACHINE.....	1

(1) ITEM NO	(2) SMR CODE	(3) NSN	(4) CAGEC	(5) PART NUMBER	(6) DESCRIPTION AND USABLE ON CODES (UOC)	(7) QTY
25	PAFZZ	4730015434107	ODT23	47525	.COUPLING HALF,QUICK.....	1
26	PAOZZ	4730015437854	ODT23	GF27029-17-TN	.PLUG,QUICK DISCONNE.....	1

END OF FIGURE

FIELD REPAIR PARTS AND SPECIAL TOOLS LIST (RPSTL)

FUEL SYSTEM SUPPLY POINT (FSSP)
 REPAIR PARTS AND SPECIAL TOOLS LIST
 UNIT, DIRECT SUPPORT AND GENERAL SUPPORT MAINTENANCE
 120,000 GALLON SYSTEM MODEL M106 (FSP) NSN 4930-01-517-7009;
 300,000 GALLON SYSTEM MODEL M107 (FSS) NSN 4930-01-517-6981

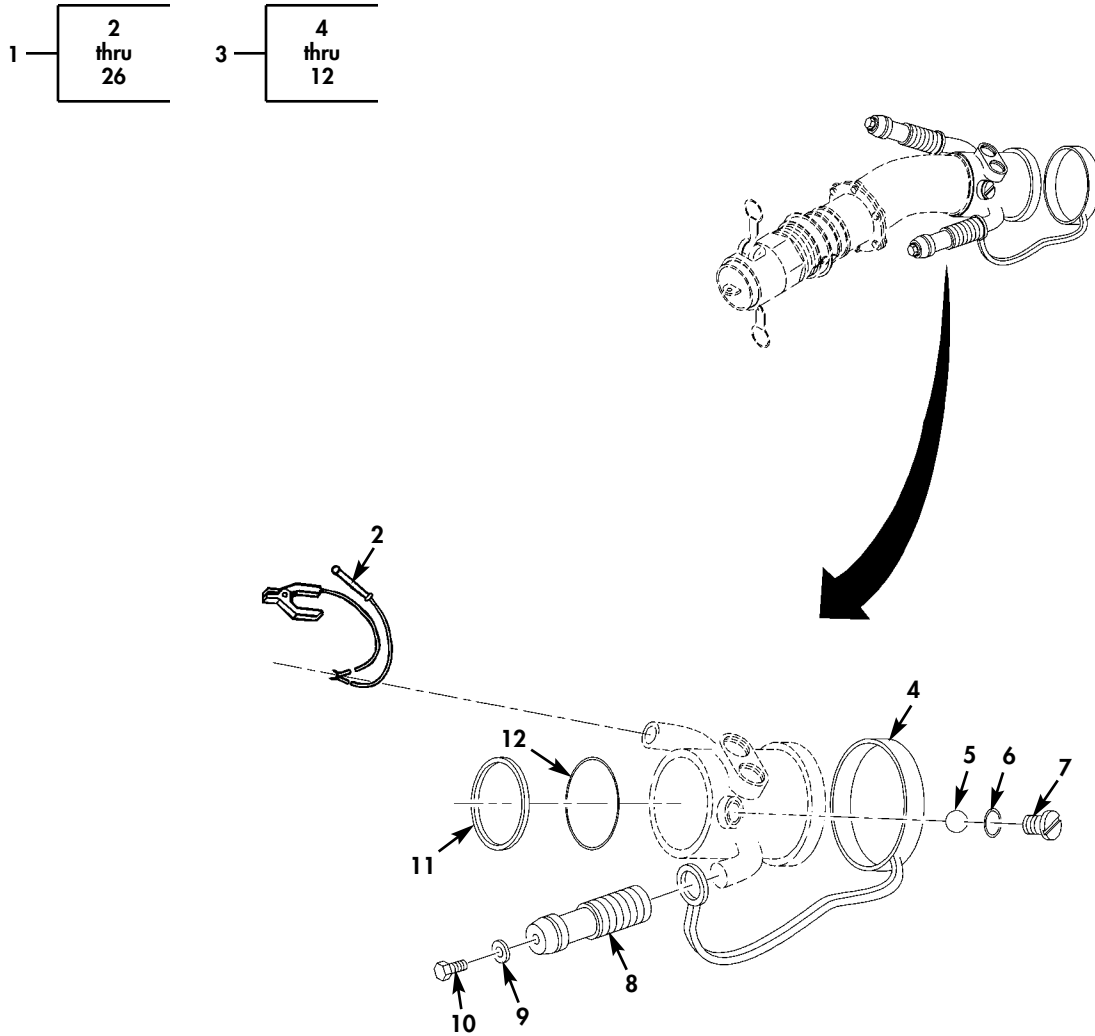


Figure 26. Underwing Aircraft Nozzle Assembly 4.00 In. Male Camlock (Sheet 1 of 3).

FUEL SYSTEM SUPPLY POINT (FSSP)
REPAIR PARTS AND SPECIAL TOOLS LIST
UNIT, DIRECT SUPPORT AND GENERAL SUPPORT MAINTENANCE
120,000 GALLON SYSTEM MODEL M106 (FSP) NSN 4930-01-517-7009;
300,000 GALLON SYSTEM MODEL M107 (FSS) NSN 4930-01-517-6981

13 — 14
thru
16

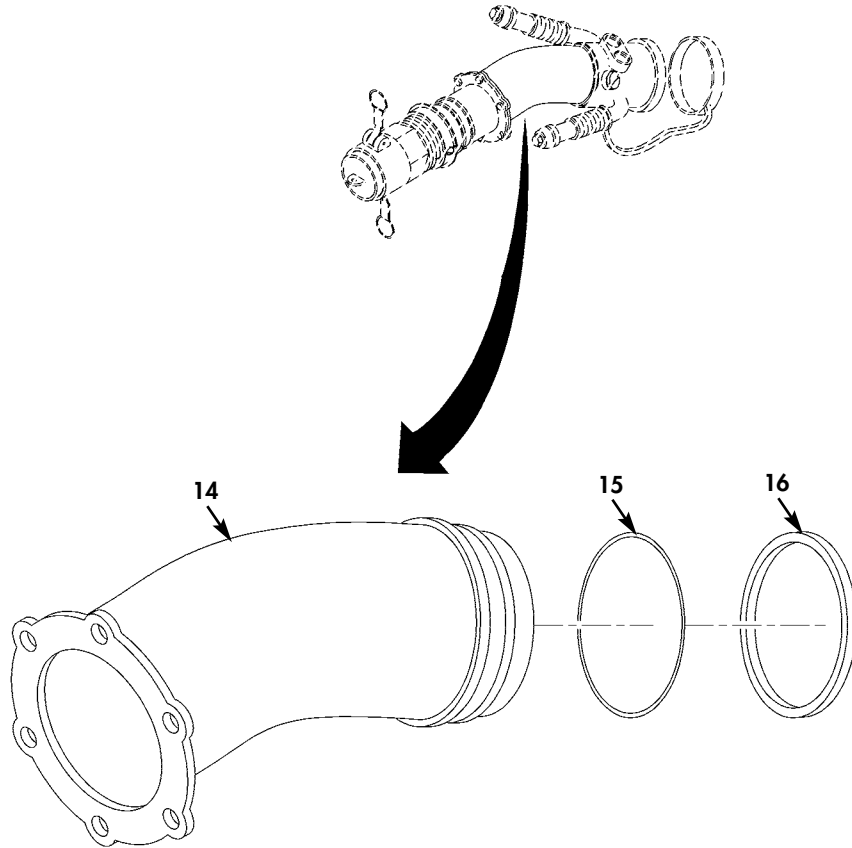


Figure 26. Underwing Aircraft Nozzle Assembly 4.00 In. Male Camlock (Sheet 2 of 3).

FUEL SYSTEM SUPPLY POINT (FSSP)
REPAIR PARTS AND SPECIAL TOOLS LIST
UNIT, DIRECT SUPPORT AND GENERAL SUPPORT MAINTENANCE
120,000 GALLON SYSTEM MODEL M106 (FSP) NSN 4930-01-517-7009;
300,000 GALLON SYSTEM MODEL M107 (FSS) NSN 4930-01-517-6981

18 — 19
thru
24

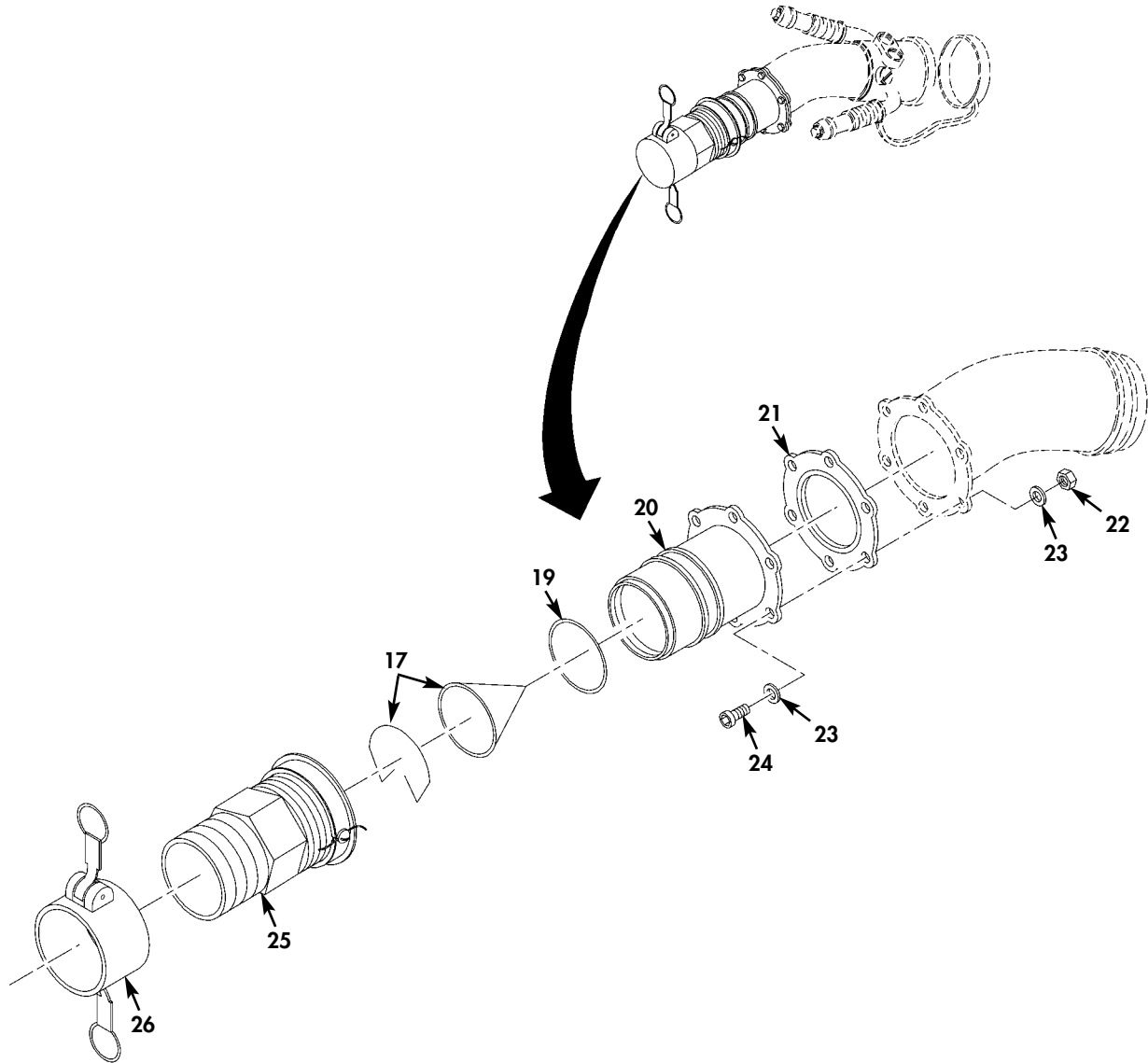


Figure 26. Underwing Aircraft Nozzle Assembly 4.00 In. Male Camlock (Sheet 3 of 3).

(1) ITEM NO	(2) SMR CODE	(3) NSN	(4) CAGEC	(5) PART NUMBER	(6) DESCRIPTION AND USABLE ON CODES (UOC)	(7) QTY
GROUP 0001 0026						
FIG. 26 UNDERWING AIRCRAFT NOZZLE ASSEMBLY 4.00 IN MALE CAMLOCK						
1	PAOLZ	4930015485462	ODT23	64201CGH2KQ	NOZZLE, FUEL AND OIL.....	3
2	PAFZZ	4010015445284	ODT23	47449	. WIRE ROPE ASSEMBLY,	1
3	PAFLZ	4930014845919	ODT23	64201H	. NOZZLE, FUEL.....	1
4	PAFZZ	5340015434075	ODT23	221026	. . CAP, PROTECTIVE, DUST.....	1
5	PAFZZ	3110012471056	ODT23	221075	. . BEARING, BALL.....	39
6	PAFZZ	5331002638011	81343	MS29512-03	. . O-RING.....	1
7	PAFZZ	5305014594210	ODT23	220484	. . SCREW, CAP, HEXAGON H.....	1
8	PAFZZ	5340015436501	ODT23	221020-1	. . GRIP, HANDLE.....	2
9	PAFZZ	5310001670820	80205	NAS1149F0563P	. . WASHER, FLAT.....	1
10	PAFZZ	5305011893761	80205	MS16997-78L	. . SCREW, CAP, SOCKET HE.....	1
11	PAFZZ	4320015435581	ODT23	220893	. . RING, WEARING.....	1
12	PAFZZ	5331010074899	81349	M25988/1-235	. . O-RING.....	1
13	PAFFO	4730012653145	86090	44327	. NOZZLE, FUEL AND OIL.....	1
14	XAFZZ		ODT23	207873	. . ELBOW, INLET.....	1
15	PAFZZ	5330012471080	ODT23	207807	. . SEAL, PLAIN.....	1
16	PAFZZ	5331012442274	81349	M25988/1-040	. . O-RING.....	1
17	PAOZZ	4730015153531	ODT23	47115-100	. STRAINER ELEMENT, SE.....	1
18	PAFFZ	4730014135995	ODT23	203397	. ADAPTER, STRAIGHT, FL.....	1
19	PAFZZ	5325011082412	ODT23	201201-231	. . RING, RETAINING.....	1
20	XAFZZ	4730014135995	ODT23	203397	. . ADAPTER, STRAIGHT, FL.....	1
21	PAFZZ	5330011978407	81343	MS27194-40	. . GASKET.....	1
22	PAFZZ	5310000203260	80205	MS21083C5	. . NUT, SELF-LOCKING, HE.....	6
23	PAFZZ	5310001670803	80205	NAS1149C0563R	. . WASHER, FLAT.....	12
24	PAFZZ	5306000213912	80205	MS35308-334	. . BOLT, MACHINE.....	1

(1) ITEM NO	(2) SMR CODE	(3) NSN	(4) CAGEC	(5) PART NUMBER	(6) DESCRIPTION AND USABLE ON CODES (UOC)	(7) QTY
25	PAFZZ	4730015443270	ODT23	47524	.COUPLING HALF,QUICK.....	1
26	PAOZZ	4730015436041	ODT23	GF27028-17-TN	.CAP,QUICK DISCONNEC.....	1

END OF FIGURE

FIELD REPAIR PARTS AND SPECIAL TOOLS LIST (RPSTL)

FUEL SYSTEM SUPPLY POINT (FSSP)
REPAIR PARTS AND SPECIAL TOOLS LIST
UNIT, DIRECT SUPPORT AND GENERAL SUPPORT MAINTENANCE
120,000 GALLON SYSTEM MODEL M106 (FSP) NSN 4930-01-517-7009;
300,000 GALLON SYSTEM MODEL M107 (FSS) NSN 4930-01-517-6981

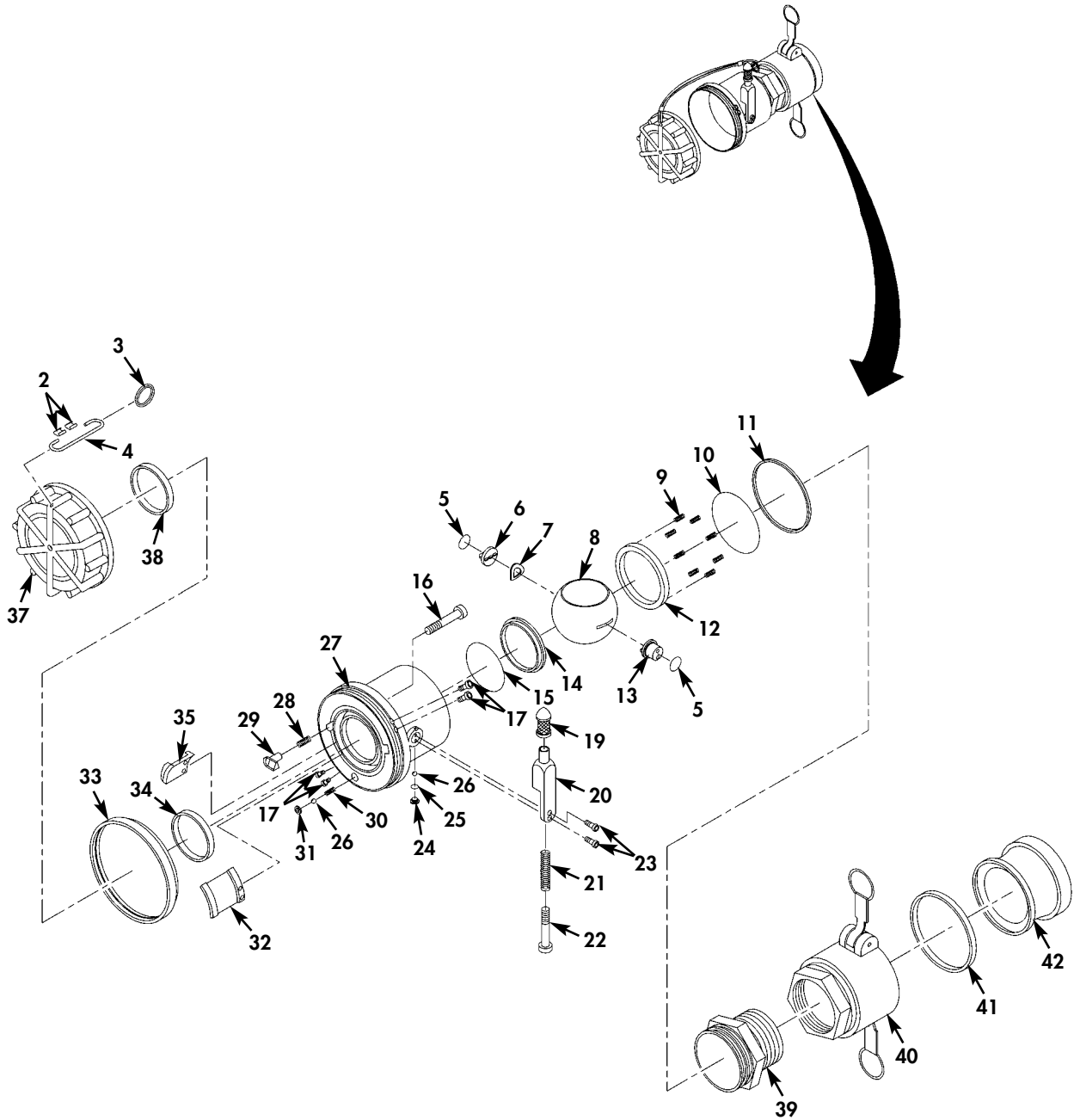
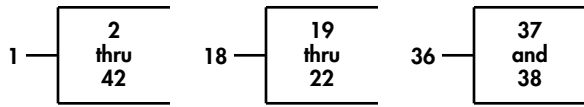


Figure 27. 2.00 In. Female Quick-Disconnect x 2.00 In. Valved Dry-Break Adapter Assembly.

(1) ITEM NO	(2) SMR CODE	(3) NSN	(4) CAGEC	(5) PART NUMBER	(6) DESCRIPTION AND USABLE ON CODES (UOC)	(7) QTY
GROUP 0001 0027						
FIG. 27 2.00 IN FEMALE QUICK-DISCONNECT X 2.00 IN VALVED DRY-BREAK ADAPTER ASSEMBLY						
1	PAOFF	4730012980151	ODT23	64020GQ	COUPLING ASSEMBLY, Q.....	1
2	PAOZZ	4030004315537	30003	2842687	.SWAGING SLEEVE, WIRE.....	2
3	PAFZZ	5365014905797	ODT23	220482	.RING, CONNECTING, ROU.....	1
4	PAOZZ	4010015436609	ODT23	82499-1800	.ROPE, WIRE.....	1
5	PAFZZ	5331002483840	81343	MS29513-014	.O-RING.....	2
6	PAFZZ	5315014573252	ODT23	220150	.PIN, QUICK RELEASE.....	1
7	PAFZZ	5310006053789	97942	577R391	.WASHER, SPRING TENSI.....	1
8	PAFZZ	4810014567622	ODT23	220152	.BALL, VALVE, PORTED.....	1
9	PAFZZ	5360014615852	ODT23	220153	.SPRING, HELICAL, COMP.....	8
10	PAFZZ	5331002917384	81343	MS29513-133	.O-RING.....	1
11	PAFZZ	5331002917337	81343	MS29513-228	.O-RING.....	1
12	PAFZZ	5330014569662	ODT23	220157	.SEAL, PLAIN.....	1
13	PAFZZ	2815014567605	ODT23	220154	.SHAFT, CONTROL ASSEM.....	1
14	PAFZZ	5330015435609	ODT23	221284	.SEAL, PLAIN.....	1
15	PAFZZ	5331004819987	81343	MS29513-032	.O-RING.....	1
16	PAFZZ	5305014561139	96906	MS16997-24L	.SCREW, CAP, SOCKET HE.....	1
17	PAFZZ	5305015533235	81343	MS16998-20L	.SCREW, CAP, SOCKET HE.....	4
18	PAFFF	5340014588470	ODT23	47085	.HANDLE, MANUAL CONTR.....	1
19	PAFZZ	5355015434100	ODT23	220142	..KNOB.....	1
20	PAFZZ	5340015434528	ODT23	220147	..LEVER, MANUAL CONTRO.....	1
21	PAFZZ	5360015436716	ODT23	220145	..SPRING, HELICAL, COMP.....	1
22	PAFZZ	5305015436710	ODT23	220204	..SCREW, MACHINE.....	1
23	PAFZZ	5305015434523	ODT23	PL24693C50	.SCREW, MACHINE.....	2
24	PAFZZ	5305009881720	96906	MS35206-276	.SCREW, MACHINE.....	1
25	PAFZZ	5331002483835	81343	MS29513-010	.O-RING.....	1

(1) ITEM NO	(2) SMR CODE	(3) NSN	(4) CAGEC	(5) PART NUMBER	(6) DESCRIPTION AND USABLE ON CODES (UOC)	(7) QTY
26	PAFZZ	3110015048557	ODT23	220265	.BALL, BEARING.....	42
27	XAFZZ		ODT23	220163-3	.BODY.....	1
28	PAFZZ	5360014541830	ODT23	220149	.SPRING, HELICAL, COMP.....	1
29	PAFZZ	5315014572803	ODT23	220151	.PIN, QUICK RELEASE.....	1
30	PAFZZ	5360014665850	ODT23	220335	.SPRING, HELICAL, COMP.....	1
31	PAFZZ	4820015048924	ODT23	220334	.SEAT, VALVE.....	1
32	PAFZZ	4820015048923	ODT23	220159-2	.LUG, SHORT.....	1
33	PAFZZ	2510014567850	ODT23	220161	.CAP, BUMPER.....	1
34	PAFZZ	5330014339203	ODT23	220146	.SEAL, PLAIN.....	1
35	PAFZZ	4820015030710	ODT23	220159-1	.LUG, LONG.....	1
36	PAOOO	2910014562273	ODT23	47062	.CAP DUST.....	1
37	PAOZZ	4730015439501	ODT23	220162	..CAP, QUICK DISCONNEC.....	1
38	PAOZZ	5330014339203	ODT23	220146	..SEAL, PLAIN.....	1
39	PAFZZ	4730015434114	ODT23	220132-1	.COUPLING, PIPE.....	1
40	PAFZZ	4730015436962	ODT23	20D-AL-TN	.COUPLING HALF, QUICK.....	1
41	PAOZZ	5330006122414	58536	AA59326-G6	.GASKET.....	1
42	PAOZZ		96906	MS27028-11-TN	.DUST CAP.....	1

END OF FIGURE

FIELD REPAIR PARTS AND SPECIAL TOOLS LIST (RPSTL)

FUEL SYSTEM SUPPLY POINT (FSSP)
 REPAIR PARTS AND SPECIAL TOOLS LIST
 UNIT, DIRECT SUPPORT AND GENERAL SUPPORT MAINTENANCE
 120,000 GALLON SYSTEM MODEL M106 (FSP) NSN 4930-01-517-7009;
 300,000 GALLON SYSTEM MODEL M107 (FSS) NSN 4930-01-517-6981

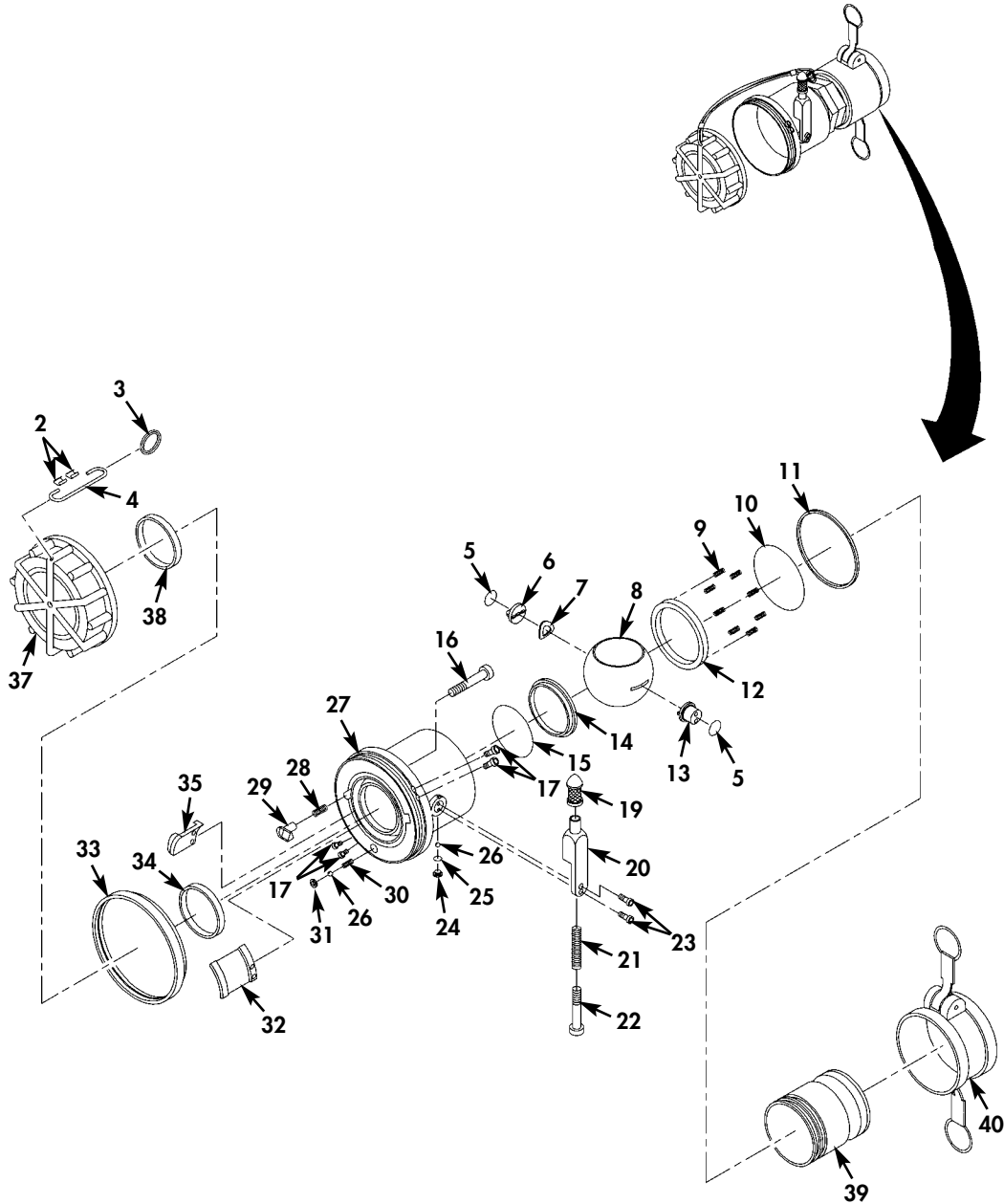
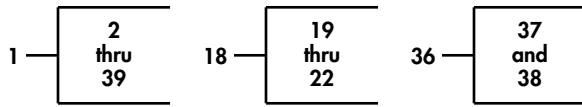


Figure 28. 2.00 In. Male Quick-Disconnect x 2.00 In. Valved Dry-Break Adapter Assembly.

(1) ITEM NO	(2) SMR CODE	(3) NSN	(4) CAGEC	(5) PART NUMBER	(6) DESCRIPTION AND USABLE ON CODES (UOC)	(7) QTY
GROUP 0001 0028						
FIG. 28 2.00 MALE QUICK-DISCONNECT X 2.00 IN VALVED DRY-BREAK ADAPTER ASSEMBLY						
1	PAOFZ	4730012980150	00624	AE88038R	COUPLING HALF, QUICK.....	2
2	PAOZZ	4030004315537	30003	2842687	.SWAGING SLEEVE, WIRE.....	2
3	PAFZZ	5365014905797	ODT23	220482	.RING, CONNECTING, ROU.....	1
4	PAOZZ	4010015436609	ODT23	82499-1800	.ROPE, WIRE.....	1
5	PAFZZ	5331002483840	81343	MS29513-014	.O-RING.....	2
6	PAFZZ	5315014573252	ODT23	220150	.PIN, QUICK RELEASE.....	1
7	PAFZZ	5310006053789	97942	577R391	.WASHER, SPRING TENSI.....	1
8	PAFZZ	4810014567622	ODT23	220152	.BALL, VALVE, PORTED.....	1
9	PAFZZ	5360014615852	ODT23	220153	.SPRING, HELICAL, COMP.....	8
10	PAFZZ	5331002917384	81343	MS29513-133	.O-RING.....	1
11	PAFZZ	5331002917337	81343	MS29513-228	.O-RING.....	1
12	PAFZZ	5330014569662	ODT23	220157	.SEAL, PLAIN.....	1
13	PAFZZ	2815014567605	ODT23	220154	.SHAFT, CONTROL ASSEM.....	1
14	PAFZZ	5330015435609	ODT23	221284	.SEAL, PLAIN.....	1
15	PAFZZ	5331004819987	81343	MS29513-032	.O-RING.....	1
16	PAFZZ	5305014561139	96906	MS16997-24L	.SCREW, CAP, SOCKET HE.....	1
17	PAFZZ	5305015533235	81343	MS16998-20L	.SCREW, CAP, SOCKET HE.....	4
18	PAFFZ	5340014588470	ODT23	47085	.HANDLE, MANUAL CONTR.....	1
19	PAFZZ	5355015434100	ODT23	220142	..KNOB.....	1
20	PAFZZ	5340015434528	ODT23	220147	..LEVER, MANUAL CONTRO.....	1
21	PAFZZ	5360015436716	ODT23	220145	..SPRING, HELICAL, COMP.....	1
22	PAFZZ	5305015436710	ODT23	220204	..SCREW, MACHINE.....	1
23	PAFZZ	5305015434523	ODT23	PL24693C50	.SCREW, MACHINE.....	2
24	PAFZZ	5305009881720	96906	MS35206-276	.SCREW, MACHINE.....	1
25	PAFZZ	5331002483835	81343	MS29513-010	.O-RING.....	1

(1) ITEM NO	(2) SMR CODE	(3) NSN	(4) CAGEC	(5) PART NUMBER	(6) DESCRIPTION AND USABLE ON CODES (UOC)	(7) QTY
26	PAFZZ	3110015048557	ODT23	220265	.BALL, BEARING.....	42
27	XAFZZ		ODT23	220163-3	.BODY.....	1
28	PAFZZ	5360014541830	ODT23	220149	.SPRING, HELICAL, COMP.....	1
29	PAFZZ	5315014572803	ODT23	220151	.PIN, QUICK RELEASE.....	1
30	PAFZZ	5360014665850	ODT23	220335	.SPRING, HELICAL, COMP.....	1
31	PAFZZ	4820015048924	ODT23	220334	.SEAT, VALVE.....	1
32	PAFZZ	4820015048923	ODT23	220159-2	.LUG, SHORT.....	1
33	PAFZZ	2510014567850	ODT23	220161	.CAP, BUMPER.....	1
34	PAFZZ	5330014339203	ODT23	220146	.SEAL, PLAIN.....	1
35	PAFZZ	4820015030710	ODT23	220159-1	.LUG, LONG.....	1
36	PAOOZ	2910014562273	ODT23	47062	.CAP DUST.....	1
37	PAOZZ	4730015439501	ODT23	220162	..CAP, QUICK DISCONNEC.....	1
38	PAFZZ	5330014339203	ODT23	220146	..SEAL, PLAIN.....	1
39	PAFZZ	4730015436983	ODT23	220124-1	.COUPLING HALF, QUICK.....	1
40	PAOZZ	4730015434936	ODT23	GF27029-11-TN	.CAP, QUICK DISCONNEC.....	1

END OF FIGURE

FIELD REPAIR PARTS AND SPECIAL TOOLS LIST (RPSTL)

FUEL SYSTEM SUPPLY POINT (FSSP)
 REPAIR PARTS AND SPECIAL TOOLS LIST
 UNIT, DIRECT SUPPORT AND GENERAL SUPPORT MAINTENANCE
 120,000 GALLON SYSTEM MODEL M106 (FSP) NSN 4930-01-517-7009;
 300,000 GALLON SYSTEM MODEL M107 (FSS) NSN 4930-01-517-6981

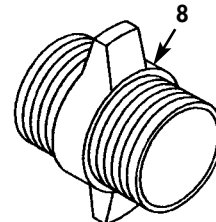
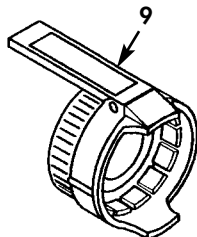
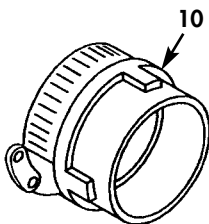
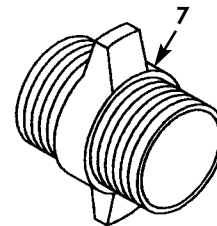
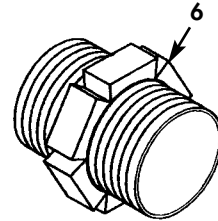
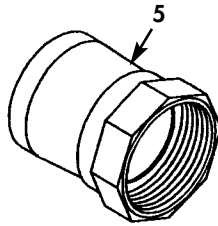
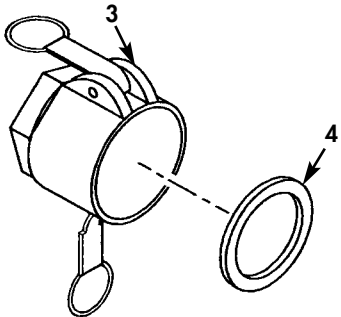
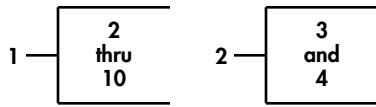


Figure 29. NATO Tank Truck Coupling Set.

(1) ITEM NO	(2) SMR CODE	(3) NSN	(4) CAGEC	(5) PART NUMBER	(6) DESCRIPTION AND USABLE ON CODES (UOC)	(7) QTY
GROUP 0001 0029						
FIG. 29 NATO TANK TRUCK COUPLING SET						
1	PAOOO	3835014155873	97403	13222E8212	COUPLING SET, TANK T.....	2
2	PAOOO	4730123701766	D2274	853.300300.130	.COUPLING HALF, QUICK.....	1
3	XAOZZ		D2274	853.300300.130-N	..COUPLER.....	1
4	PAOZZ	5330011382108	58536	AA59326-G-1	..GASKET.....	1
5	PAOZZ	4730123701764	D2274	850.300300.130	.COUPLING HALF, QUICK.....	1
6	PAOZZ	4730123701759	D2274	410.300300.130	.NIPPLE, TUBE.....	1
7	PAOZZ		D9779	RN 300/3-8 NPSH	.ADAPTER, NATO.....	1
8	PAOZZ	4730015434019	33813	90007	.ADAPTER, STRAIGHT, FL.....	1
9	PAOZZ	4730121511119	D2274	832.300.300.133	.COUPLING HALF, QUICK.....	1
10	PAOZZ	4730121511069	D9779	VK80MS	.COUPLING HALF, QUICK.....	1

END OF FIGURE

FUEL SYSTEM SUPPLY POINT (FSSP)
 REPAIR PARTS AND SPECIAL TOOLS LIST
 UNIT, DIRECT SUPPORT AND GENERAL SUPPORT MAINTENANCE
 120,000 GALLON SYSTEM MODEL M106 (FSP) NSN 4930-01-517-7009;
 300,000 GALLON SYSTEM MODEL M107 (FSS) NSN 4930-01-517-6981

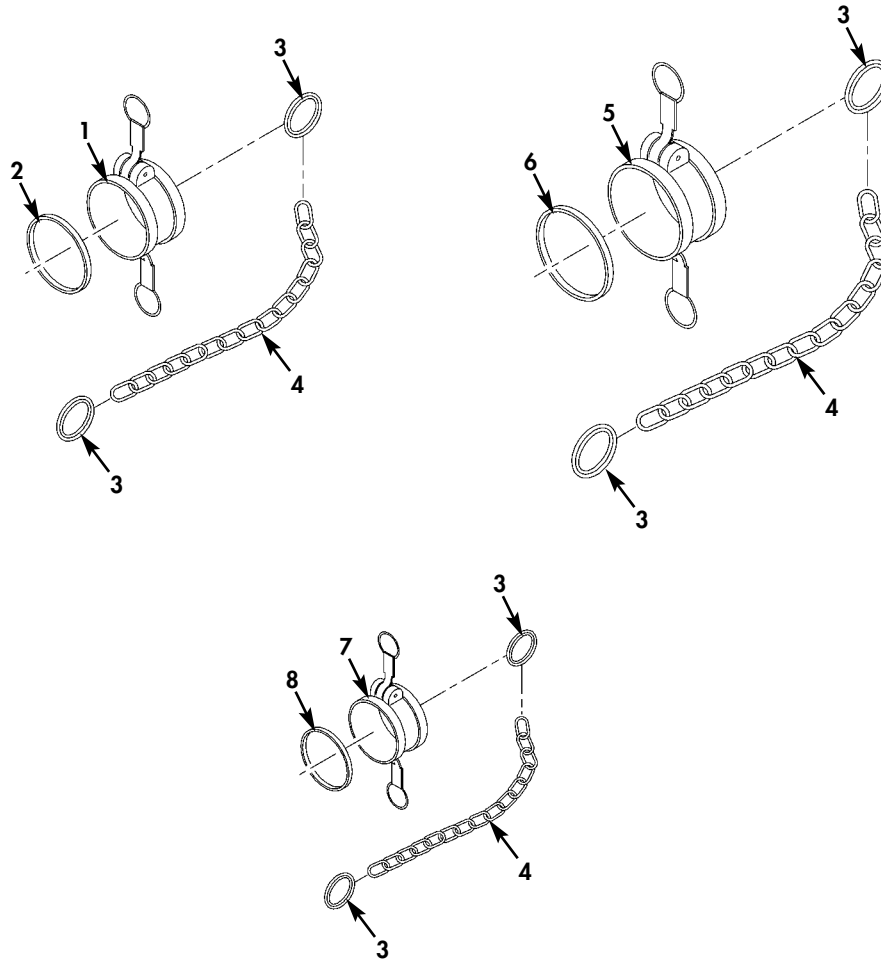


Figure 30. Miscellaneous Couplings and Fittings (Sheet 1 of 2).

FUEL SYSTEM SUPPLY POINT (FSSP)
 REPAIR PARTS AND SPECIAL TOOLS LIST
 UNIT, DIRECT SUPPORT AND GENERAL SUPPORT MAINTENANCE
 120,000 GALLON SYSTEM MODEL M106 (FSP) NSN 4930-01-517-7009;
 300,000 GALLON SYSTEM MODEL M107 (FSS) NSN 4930-01-517-6981

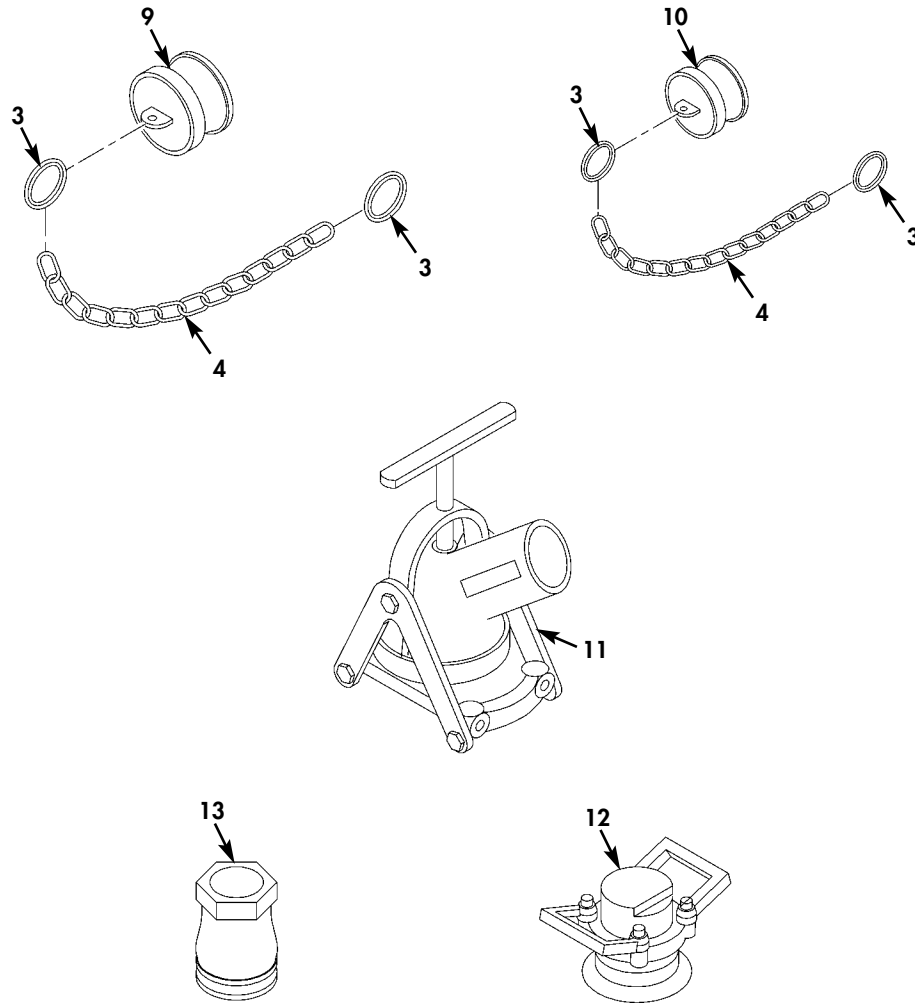


Figure 30. Miscellaneous Couplings and Fittings (Sheet 2 of 2).

(1) ITEM NO	(2) SMR CODE	(3) NSN	(4) CAGEC	(5) PART NUMBER	(6) DESCRIPTION AND USABLE ON CODES (UOC)	(7) QTY
GROUP 0001 0030						
FIG. 30 MISCELLANEOUS COUPLINGS AND FITTINGS						
1	PAOOO	4730006406156	58536	AA59326IX-9	CAP, QUICK DISCONNEC.....	4
2	PAOZZ	5330008994509	58536	AA59326-9	GASKET.....	1
3	PAOZZ	5340015150537	39428	86805T38	HOLDER, KEY.....	10
4	MOOZZ		39428	3610T32-1	ROPE, WIRE MAKE FROM CAGE 39428 P/N 3610T32. USE 19 LINKS.....	5
5	PAOOZ	4730009290787	96906	MS27028-15	CAP, QUICK DISCONNEC.....	9
6	PAOZZ	5330011382108	58536	AA59326-G-1	GASKET.....	1
7	PAOOO	4730008695246	58536	AA59326/10-5	CAP, QUICK DISCONNEC.....	1
8	PAOZZ	5330003600595	58536	AA59326-G5	GASKET.....	1
9	PAOOZ	4730006406188	58536	AA59326X19	PLUG, QUICK DISCONNEC.....	7
10	PAOOZ	5340015441356	33813	1001230S1G	CAP, PROTECTIVE, DUST.....	9
11	PAOZZ	3835014140464	97403	13222E8219-1	COUPLING, RAIL TANKE.....	2
12	PAOZZ	4730015434937	1KL62	7475C-1307	ADAPTER, STRAIGHT, PI.....	2
13	PAOZZ	4730015436052	1KL62	7474C-1107	ADAPTER, STRAIGHT, PI.....	2

END OF FIGURE

FIELD REPAIR PARTS AND SPECIAL TOOLS LIST (RPSTL)

FUEL SYSTEM SUPPLY POINT (FSSP)
 REPAIR PARTS AND SPECIAL TOOLS LIST
 UNIT, DIRECT SUPPORT AND GENERAL SUPPORT MAINTENANCE
 120,000 GALLON SYSTEM MODEL M106 (FSP) NSN 4930-01-517-7009;
 300,000 GALLON SYSTEM MODEL M107 (FSS) NSN 4930-01-517-6981

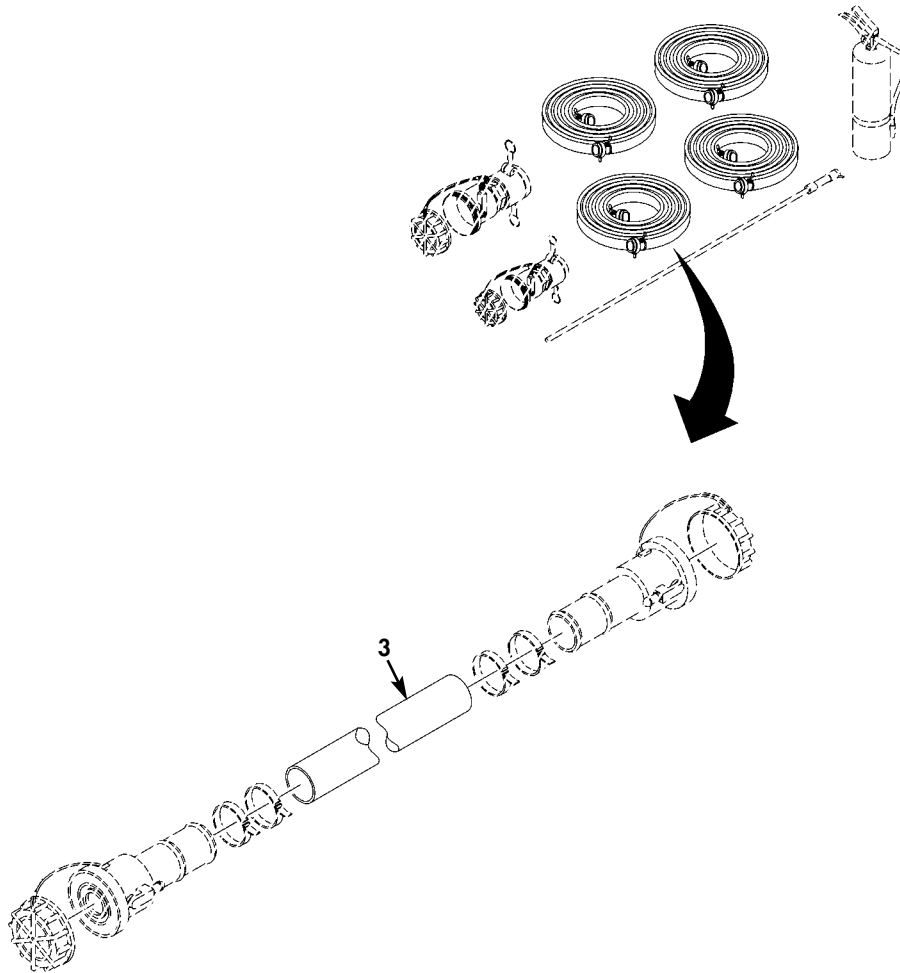
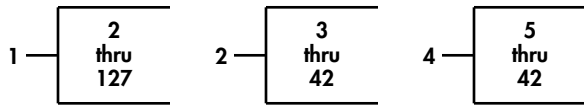


Figure 31. Wet Wing Defueling Assembly (Sheet 1 of 5).

FUEL SYSTEM SUPPLY POINT (FSSP)
REPAIR PARTS AND SPECIAL TOOLS LIST
UNIT, DIRECT SUPPORT AND GENERAL SUPPORT MAINTENANCE
120,000 GALLON SYSTEM MODEL M106 (FSP) NSN 4930-01-517-7009;
300,000 GALLON SYSTEM MODEL M107 (FSS) NSN 4930-01-517-6981

24 — 25
thru
28

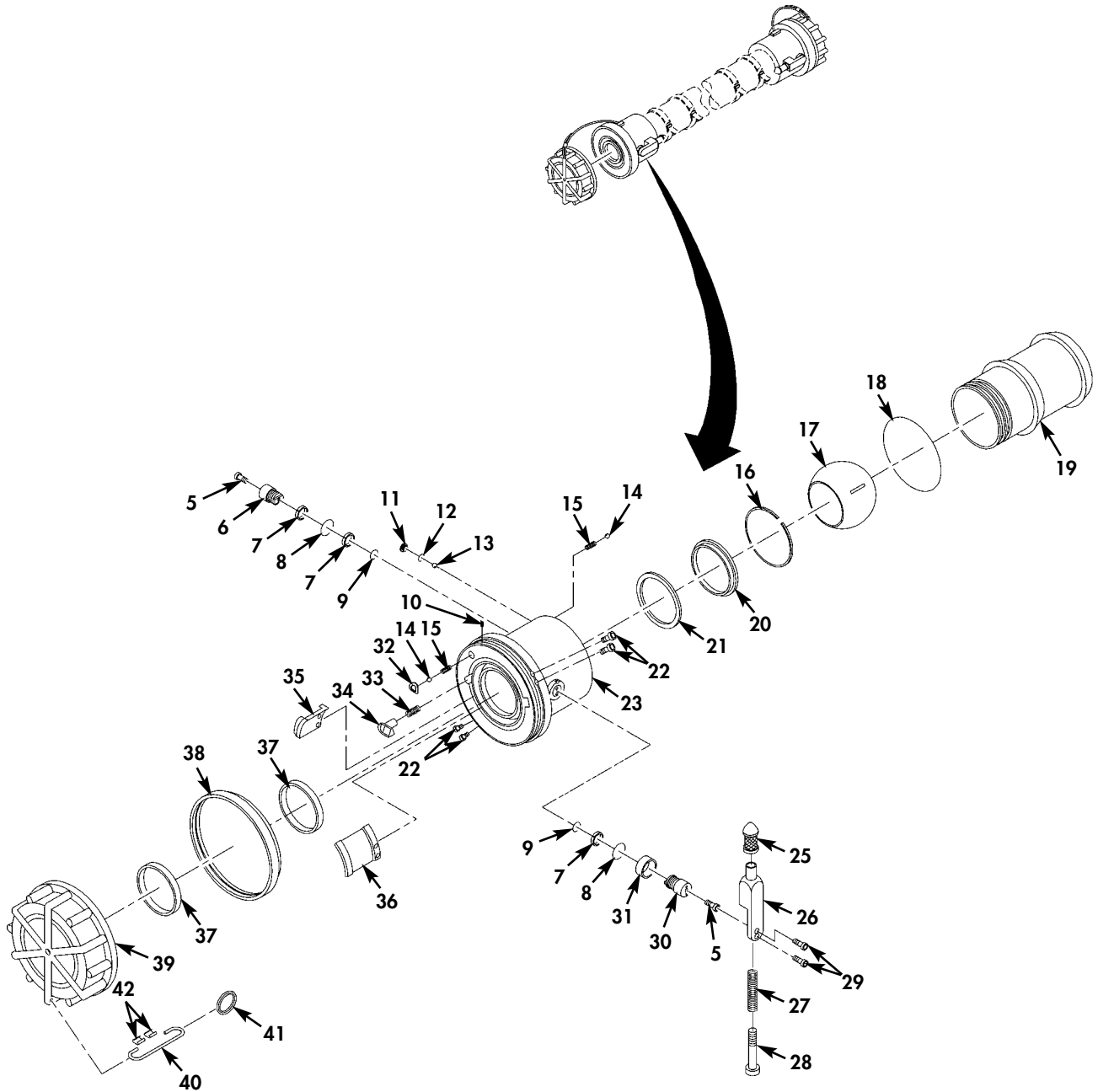


Figure 31. Wet Wing Defueling Assembly (Sheet 2 of 5).

FUEL SYSTEM SUPPLY POINT (FSSP)
REPAIR PARTS AND SPECIAL TOOLS LIST
UNIT, DIRECT SUPPORT AND GENERAL SUPPORT MAINTENANCE
120,000 GALLON SYSTEM MODEL M106 (FSP) NSN 4930-01-517-7009;
300,000 GALLON SYSTEM MODEL M107 (FSS) NSN 4930-01-517-6981

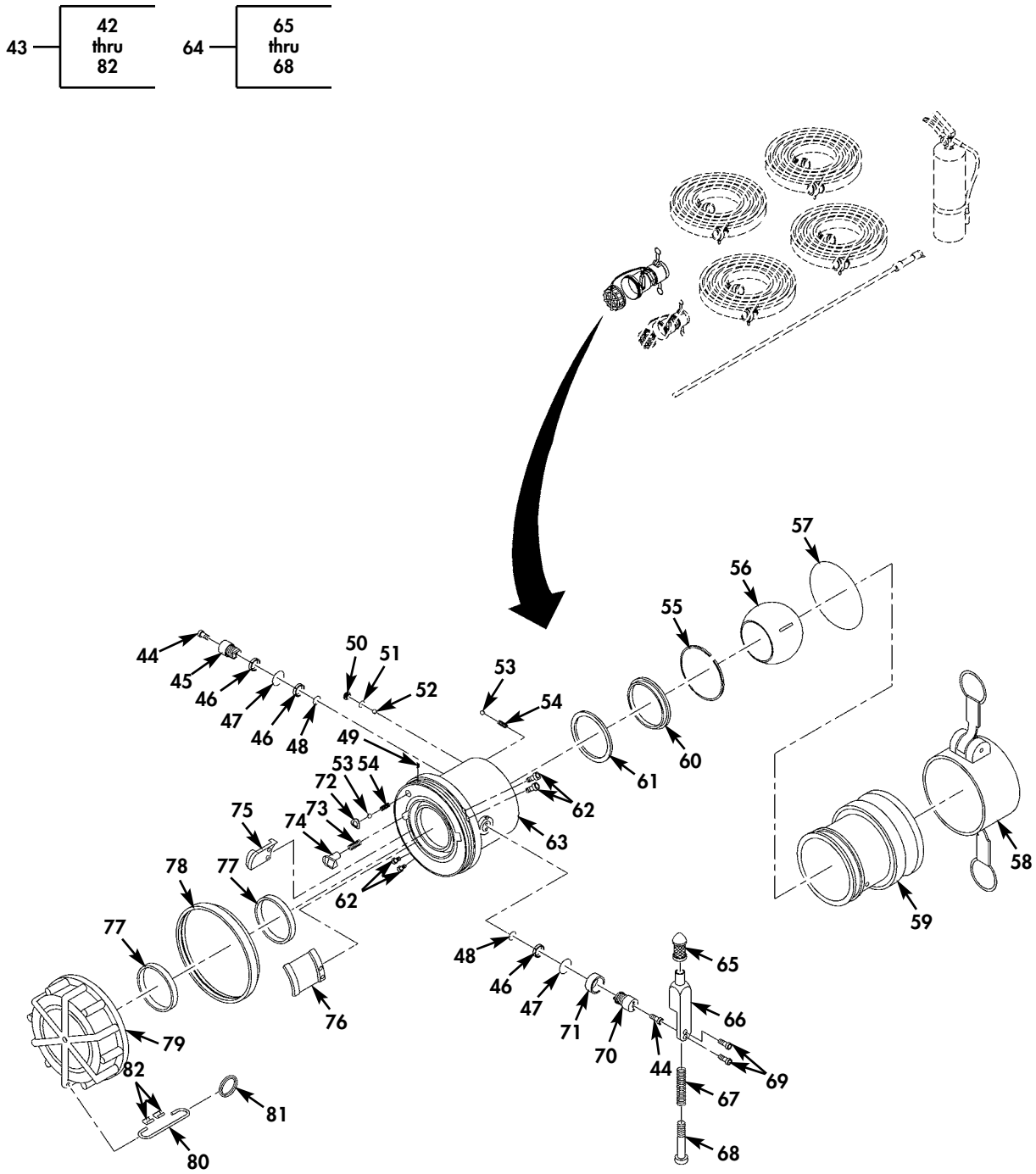


Figure 31. Wet Wing Defueling Assembly (Sheet 3 of 5).

FUEL SYSTEM SUPPLY POINT (FSSP)
 REPAIR PARTS AND SPECIAL TOOLS LIST
 UNIT, DIRECT SUPPORT AND GENERAL SUPPORT MAINTENANCE
 120,000 GALLON SYSTEM MODEL M106 (FSP) NSN 4930-01-517-7009;
 300,000 GALLON SYSTEM MODEL M107 (FSS) NSN 4930-01-517-6981

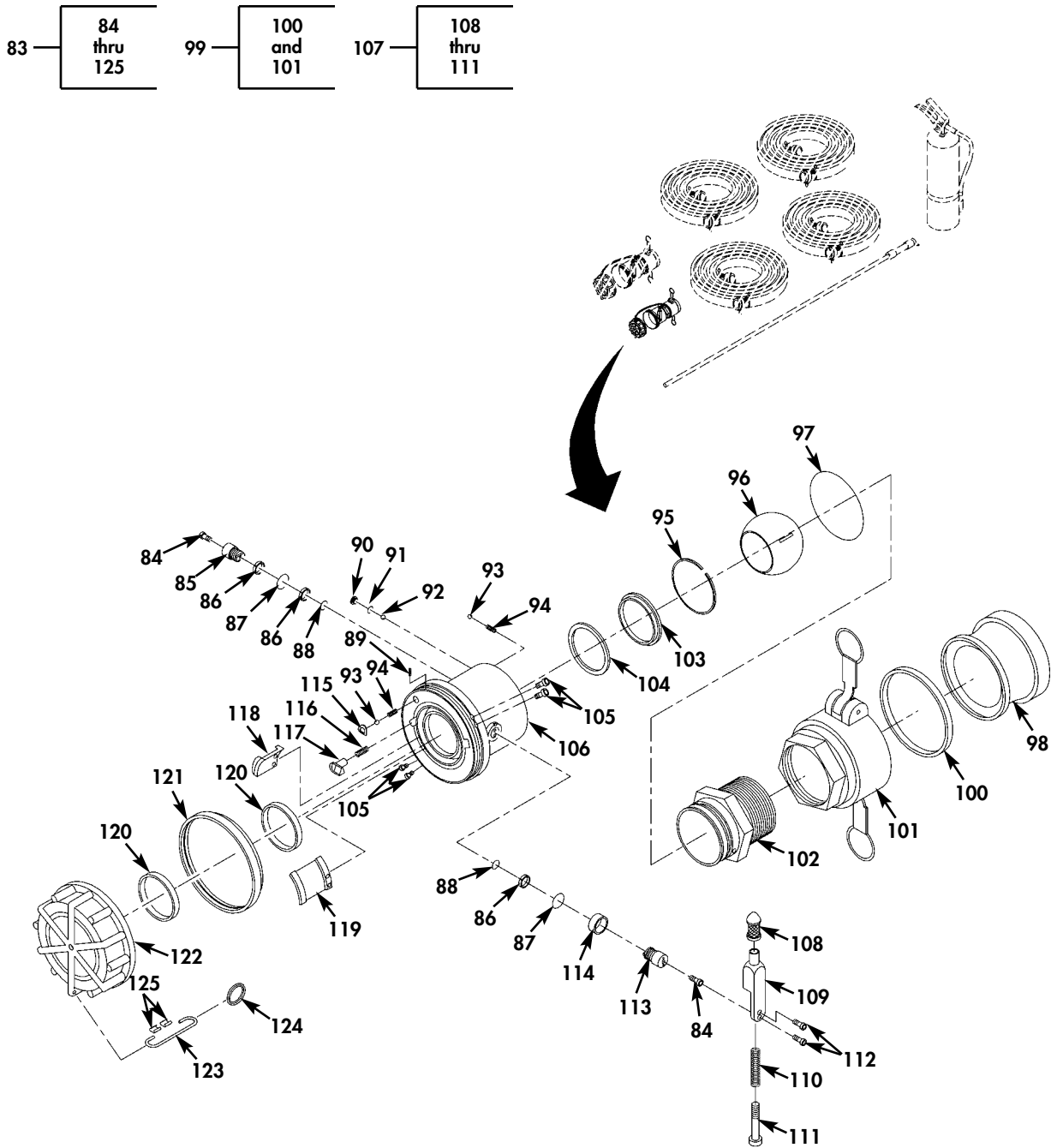


Figure 31. Wet Wing Defueling Assembly (Sheet 4 of 5).

FUEL SYSTEM SUPPLY POINT (FSSP)
REPAIR PARTS AND SPECIAL TOOLS LIST
UNIT, DIRECT SUPPORT AND GENERAL SUPPORT MAINTENANCE
120,000 GALLON SYSTEM MODEL M106 (FSP) NSN 4930-01-517-7009;
300,000 GALLON SYSTEM MODEL M107 (FSS) NSN 4930-01-517-6981

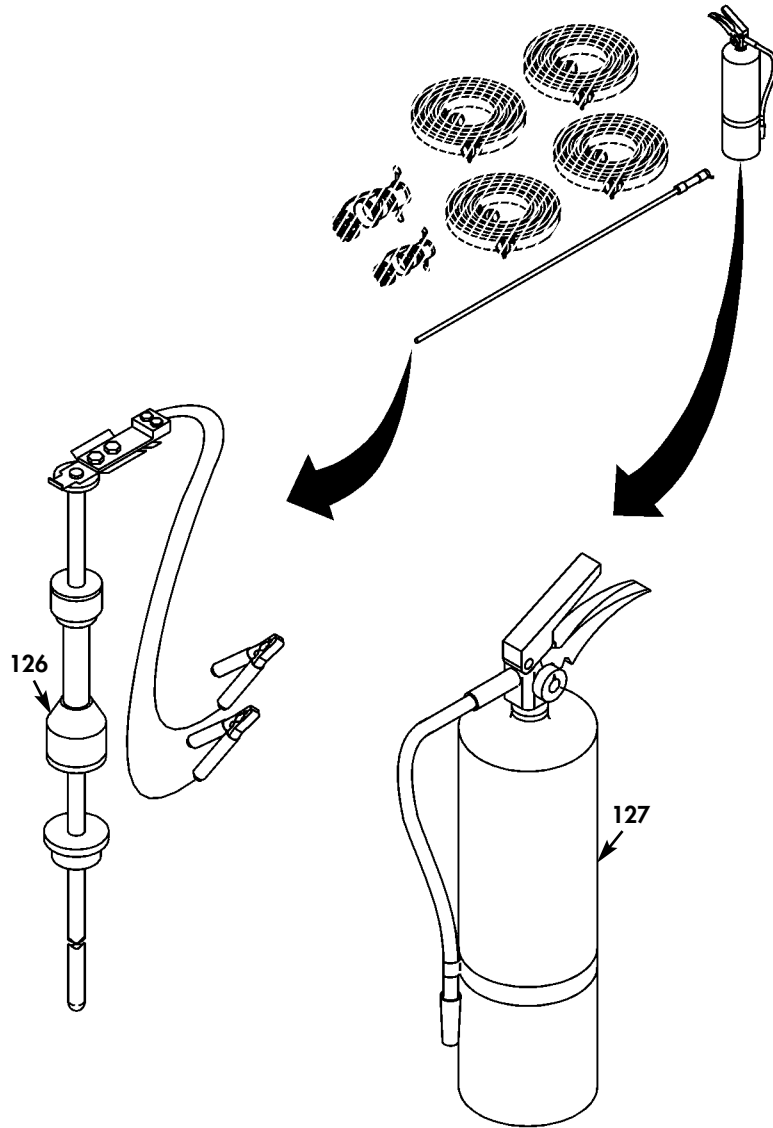


Figure 31. Wet Wing Defueling Assembly (Sheet 5 of 5).

(1) ITEM NO	(2) SMR CODE	(3) NSN	(4) CAGEC	(5) PART NUMBER	(6) DESCRIPTION AND USABLE ON CODES (UOC)	(7) QTY
GROUP 0001 0031						
FIG. 31 WET WING DEFUELING ASSEMBLY						
1	AOOF		90598	78029-100	WET WING DEFUELING.....	1
2	PAOFZ	4720015439664	90598	78010-100	.HOSE ASSEMBLY SET,N.....	4
3	PAOZZ	4720015435748	90598	78010-1	..HOSE, NONMETALLIC.....	1
4	PAOFZ	4730014749908	ODT23	64031D	..COUPLING HALF, QUICK.....	2
5	PAFZZ	5305012101648	96906	MS16997-32L	...SCREW, CAP, SOCKET HE.....	2
6	PAFZA	3040015443987	ODT23	220432	...SHAFT, SHOULDERED.....	1
7	PAFZZ	4730015443265	ODT23	220464	...BUSHING, HOSE.....	3
8	PAFZZ	5331002483845	81343	MS29513-016	...O-RING.....	2
9	PAFZZ	5331002483834	81343	MS29513-009	...O-RING.....	2
10	PAFZZ	5315014570305	ODT23	0.094X1.000LDP	...PIN, SPRING.....	1
11	PAFZZ	5305014594210	ODT23	220484	...SCREW, CAP, HEXAGON H.....	1
12	PAFZZ	5331002638011	81343	MS29512-03	...O-RING.....	1
13	PAFZZ	3110012471056	86090	221075	...BALL, BEARING.....	41
14	PAFZZ	3110015048557	ODT23	220265	...BALL, BEARING.....	2
15	PAFZZ	5360014615852	ODT23	220153	...SPRING, HELICAL, COMP.....	2
16	PAFZZ	5325014573807	ODT23	220470	...RING, RETAINING.....	1
17	PAFZZ	4820015443269	ODT23	220449	...BALL, VALVE, PORTED.....	1
18	PAFZZ	5331002519367	81343	MS29513-234	...O-RING.....	1
19	PAFZZ		ODT23	220381-1	...INLET.....	1
20	PAFZZ	5330014568757	ODT23	220459	...RETAINER, SEAL.....	1
21	PAFZZ	5330014585461	ODT23	220465	...SEAL, PLAIN.....	1
22	PAFZZ	5305015533235	81343	MS16998-20L	...SCREW, CAP, SOCKET HE.....	4
23	PAFZZ	4820015443274	ODT23	220429-1	...BODY, VALVE.....	1
24	PAFFZ	5340014561334	ODT23	47119	...HANDLE, MANUAL CONTR.....	1
25	PAFZZ	5355015434100	ODT23	220142	...KNOB.....	1

(1) ITEM NO	(2) SMR CODE	(3) NSN	(4) CAGEC	(5) PART NUMBER	(6) DESCRIPTION AND USABLE ON CODES (UOC)	(7) QTY
26	PAFZZ	5340014592151	ODT23	220435	... LEVER, LOCK-RELEASE.....	1
27	PAFZZ	5360015436716	ODT23	220145	... SPRING, HELICAL, COMP.....	1
28	PAFZZ	5305015436710	ODT23	220204	... SCREW, MACHINE.....	1
29	PAFZZ	5305015434523	ODT23	PL24693C50	... SCREW, MACHINE.....	2
30	PAFZZ	3040015448047	ODT23	220430	... SHAFT, SHOULDERED.....	1
31	PAFZZ	3120014563926	ODT23	220466	... BEARING, SLEEVE.....	1
32	PAFZZ	4820015048924	ODT23	220334	... SEAT, VALVE.....	1
33	PAFZZ	5360015441416	ODT23	LC030D-8	... SPRING, HELICAL, COMP.....	1
34	PAFZZ	5315014570306	ODT23	220457	... PIN, QUICK RELEASE.....	1
35	PAFZZ	5340014585529	ODT23	220446-1	... CLAMP, SYNCHRO.....	1
36	PAFZZ	5340014585526	ODT23	220446-2	... CLAMP, SYNCHRO.....	1
37	PAFZZ	5330014608998	ODT23	220467	... SEAL, PLAIN.....	2
38	PAFZZ	2910014562274	ODT23	220468	... CAP BUMPER.....	1
39	PAOZZ	4730015441415	ODT23	47395	... CAP, QUICK DISCONNEC.....	1
40	PAOZZ	4010015442164	ODT23	82499-2000	... ROPE, WIRE.....	1
41	PAOZZ	5365014905797	ODT23	220482	... RING, CONNECTING, ROU.....	1
42	PAOZZ	4030004315537	30003	2842687	... SWAGING SLEEVE, WIRE.....	2
43	PAOFZ	4730015435141	ODT23	64031PQ	.. COUPLING ASSEMBLY, Q.....	1
44	PAFZZ	5305012101648	96906	MS16997-32L	.. SCREW, CAP, SOCKET HE.....	2
45	PAFZA	3040015443987	ODT23	220432	.. SHAFT, SHOULDERED.....	1
46	PAFZZ	4730015443265	ODT23	220464	.. BUSHING, HOSE.....	3
47	PAFZZ	5331002483845	81343	MS29513-016	.. O-RING.....	2
48	PAFZZ	5331002483834	81343	MS29513-009	.. O-RING.....	2
49	PAFZZ	5315014570305	ODT23	0.094X1.000LDP	.. PIN, SPRING.....	1
50	PAFZZ	5305014594210	ODT23	220484	.. SCREW, CAP, HEXAGON H.....	1
51	PAFZZ	5331002638011	81343	MS29512-03	.. O-RING.....	1
52	PAFZZ	3110012471056	86090	221075	.. BALL, BEARING.....	41
53	PAFZZ	3110015048557	ODT23	220265	.. BALL, BEARING.....	2

(1) ITEM NO	(2) SMR CODE	(3) NSN	(4) CAGEC	(5) PART NUMBER	(6) DESCRIPTION AND USABLE ON CODES (UOC)	(7) QTY
54	PAFZZ	5360014615852	ODT23	220153	.. SPRING, HELICAL, COMP.....	2
55	PAFZZ	5325014573807	ODT23	220470	.. RING, RETAINING.....	1
56	PAFZZ	4820015443269	ODT23	220449	.. BALL, VALVE, PORTED.....	1
57	PAFZZ	5331002519367	81343	MS29513-234	.. O-RING.....	1
58	PAOZZ	4730015436041	ODT23	GF27028-17-TN	.. CAP, QUICK DISCONNEC.....	1
59	PAFZZ	4730015437002	ODT23	220383-1	.. COUPLING HALF, QUICK.....	1
60	PAFZZ	5330014568757	ODT23	220459	.. RETAINER, SEAL.....	1
61	PAFZZ	5330014585461	ODT23	220465	.. SEAL, PLAIN.....	1
62	PAFZZ	5305015533235	81343	MS16998-20L	.. SCREW, CAP, SOCKET HE.....	4
63	PAFZZ	4820015443274	ODT23	220429-1	.. BODY, VALVE.....	1
64	PAFFZ	5340014561334	ODT23	47119	.. HANDLE, MANUAL CONTR.....	1
65	PAFZZ	5355015434100	ODT23	220142	... KNOB.....	1
66	PAFZZ	5340014592151	ODT23	220435	... LEVER, LOCK-RELEASE.....	1
67	PAFZZ	5360015436716	ODT23	220145	... SPRING, HELICAL, COMP.....	1
68	PAFZZ	5305015436710	ODT23	220204	... SCREW, MACHINE.....	1
69	PAFZZ	5305015434523	ODT23	PL24693C50	.. SCREW, MACHINE.....	2
70	PAFZZ	3040015448047	ODT23	220430	.. SHAFT, SHOULDERED.....	1
71	PAFZZ	3120014563926	ODT23	220466	.. BEARING, SLEEVE.....	1
72	PAFZZ	4820015048924	ODT23	220334	.. SEAT, VALVE.....	1
73	PAFZZ	5360015441416	ODT23	LC030D-8	.. SPRING, HELICAL, COMP.....	1
74	PAFZZ	5315014570306	ODT23	220457	.. PIN, QUICK RELEASE.....	1
75	PAFZZ	5340014585529	ODT23	220446-1	.. CLAMP, SYNCHRO.....	1
76	PAFZZ	5340014585526	ODT23	220446-2	.. CLAMP, SYNCHRO.....	1
77	PAFZZ	5330014608998	ODT23	220467	.. SEAL, PLAIN.....	2
78	PAFZZ	2910014562274	ODT23	220468	.. CAP BUMPER.....	1
79	PAOZZ	4730015441415	ODT23	47395	.. CAP, QUICK DISCONNEC.....	1
80	PAOZZ	4010015442164	ODT23	82499-2000	.. ROPE, WIRE.....	1

(1) ITEM NO	(2) SMR CODE	(3) NSN	(4) CAGEC	(5) PART NUMBER	(6) DESCRIPTION AND USABLE ON CODES (UOC)	(7) QTY
81	PAOZZ	5365014905797	ODT23	220482	..RING,CONNECTING,ROU.....	1
82	PAOZZ	4030004315537	30003	2842687	..SWAGING SLEEVE,WIRE.....	2
83	PAOFZ	4730014742853	ODT23	64031MQ	..COUPLING HALF,QUICK.....	1
84	PAFZZ	5305012101648	96906	MS16997-32L	..SCREW,CAP,SOCKET HE.....	2
85	PAFZA	3040015443987	ODT23	220432	..SHAFT,SHOULDERED.....	1
86	PAFZZ	4730015443265	ODT23	220464	..BUSHING,HOSE.....	3
87	PAFZZ	5331002483845	81343	MS29513-016	..O-RING.....	2
88	PAFZZ	5331002483834	81343	MS29513-009	..O-RING.....	2
89	PAFZZ	5315014570305	ODT23	0.094X1.000LDP	..PIN,SPRING.....	1
90	PAFZZ	5305014594210	ODT23	220484	..SCREW,CAP,HEXAGON H.....	1
91	PAFZZ	5331002638011	81343	MS29512-03	..O-RING.....	1
92	PAFZZ	3110012471056	86090	221075	..BALL,BEARING.....	41
93	PAFZZ	3110015048557	ODT23	220265	..BALL,BEARING.....	2
94	PAFZZ	5360014615852	ODT23	220153	..SPRING,HELICAL,COMP.....	2
95	PAFZZ	5325014573807	ODT23	220470	..RING,RETAINING.....	1
96	PAFZZ	4820015443269	ODT23	220449	..BALL,VALVE,PORTED.....	1
97	PAFZZ	5331002519367	81343	MS29513-234	..O-RING.....	1
98	PAOZZ	4730015437854	ODT23	GF27029-17-TN	..PLUG,QUICK DISCONNE.....	1
99	PAFFZ	4730015443277	ODT23	4030DAL-TN	..COUPLING HALF,QUICK.....	1
100	PAFZZ	5330008994509	58536	AA59326-9	...GASKET.....	1
101	XAFZZ		ODT23	4030DAL-TN-NHA	...CAMLOCK BASIC.....	1
102	PAFZZ	4730015435156	ODT23	220455-1	..NIPPLE,PIPE.....	1
103	PAFZZ	5330014568757	ODT23	220459	..RETAINER,SEAL.....	1
104	PAFZZ	5330014585461	ODT23	220465	..SEAL,PLAIN.....	1
105	PAFZZ	5305015533235	81343	MS16998-20L	..SCREW,CAP,SOCKET HE.....	4
106	PAFZZ	4820015443274	ODT23	220429-1	..BODY,VALVE.....	1
107	PAFFZ	5340014561334	ODT23	47119	..HANDLE,MANUAL CONTR.....	1
108	PAFZZ	5355015434100	ODT23	220142	...KNOB.....	1

(1) ITEM NO	(2) SMR CODE	(3) NSN	(4) CAGEC	(5) PART NUMBER	(6) DESCRIPTION AND USABLE ON CODES (UOC)	(7) QTY
109	PAFZZ	5340014592151	ODT23	220435	... LEVER, LOCK-RELEASE	1
110	PAFZZ	5360015436716	ODT23	220145	... SPRING, HELICAL, COMP	1
111	PAFZZ	5305015436710	ODT23	220204	... SCREW, MACHINE	1
112	PAFZZ	5305015434523	ODT23	PL24693C50	.. SCREW, MACHINE	2
113	PAFZZ	3040015448047	ODT23	220430	.. SHAFT, SHOULDERED	1
114	PAFZZ	3120014563926	ODT23	220466	.. BEARING, SLEEVE	1
115	PAFZZ	4820015048924	ODT23	220334	.. SEAT, VALVE	1
116	PAFZZ	5360015441416	ODT23	LC030D-8	.. SPRING, HELICAL, COMP	1
117	PAFZZ	5315014570306	ODT23	220457	.. PIN, QUICK RELEASE	1
118	PAFZZ	5340014585529	ODT23	220446-1	.. CLAMP, SYNCHRO	1
119	PAFZZ	5340014585526	ODT23	220446-2	.. CLAMP, SYNCHRO	1
120	PAFZZ	5330014608998	ODT23	220467	.. SEAL, PLAIN	2
121	PAFZZ	2910014562274	ODT23	220468	.. CAP BUMPER	1
122	PAOZZ	4730015441415	ODT23	47395	.. CAP, QUICK DISCONNEC	1
123	PAOZZ	4010015442164	ODT23	82499-2000	.. ROPE, WIRE	1
124	PAOZZ	5365014905797	ODT23	220482	.. RING, CONNECTING, ROU	1
125	PAOZZ	4030004315537	30003	2842687	.. SWAGING SLEEVE, WIRE	2
126	PAOZZ	5975010505707	97403	13219E0462	.. ROD, GROUND	1
127	PAOZZ	4210009651108	58536	AA393-A2D	.. EXTINGUISHER, FIRE	1

END OF FIGURE

FIELD REPAIR PARTS AND SPECIAL TOOLS LIST (RPSTL)

FUEL SYSTEM SUPPLY POINT (FSSP)
 REPAIR PARTS AND SPECIAL TOOLS LIST
 UNIT, DIRECT SUPPORT AND GENERAL SUPPORT MAINTENANCE
 120,000 GALLON SYSTEM MODEL M106 (FSP) NSN 4930-01-517-7009;
 300,000 GALLON SYSTEM MODEL M107 (FSS) NSN 4930-01-517-6981

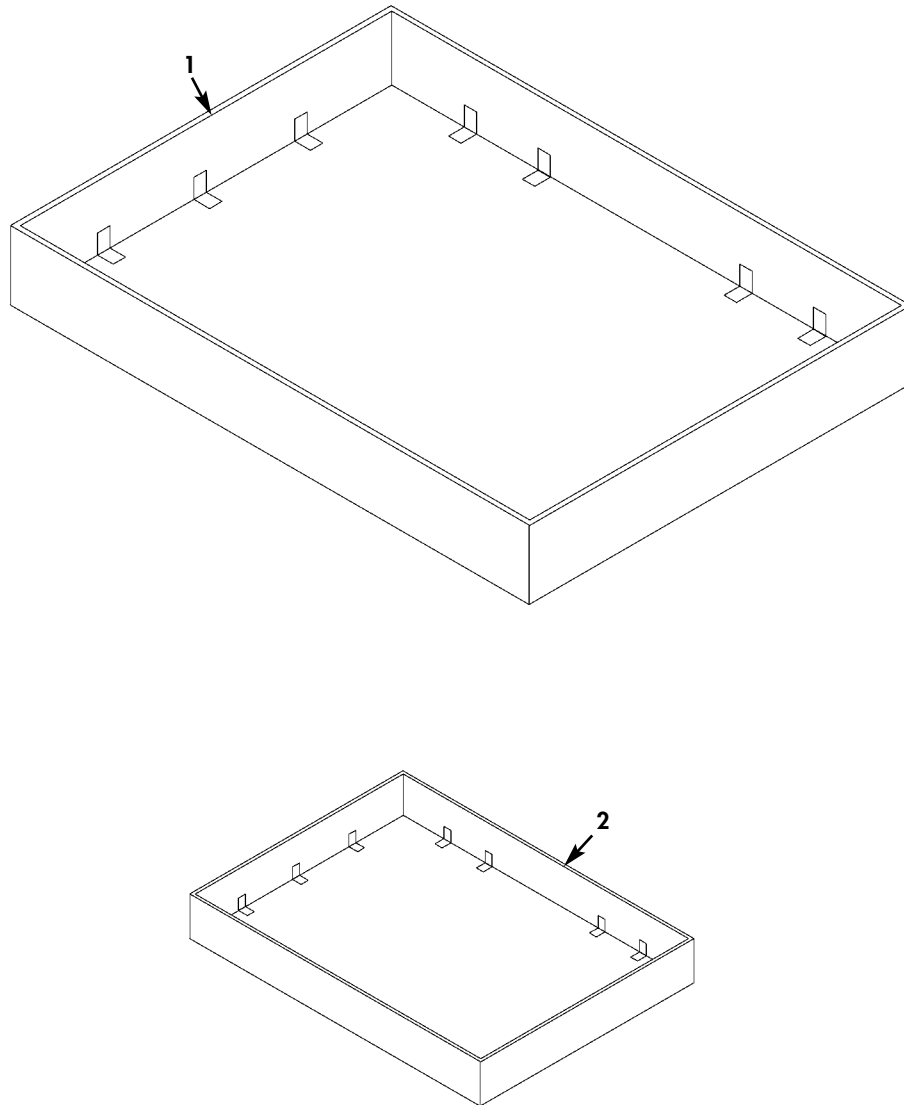


Figure 32. Spill Containment Berm.

(1) ITEM NO	(2) SMR CODE	(3) NSN	(4) CAGEC	(5) PART NUMBER	(6) DESCRIPTION AND USABLE ON CODES (UOC)	(7) QTY
					GROUP 0001 0032	
					FIG. 32 SPILL CONTAINMENT BERM	
1	PAOZZ	4235015480855	0N5W4	48-688-TN-SU	SPILL CONTAINMENT U.....	5
2	PAOZZ	4235015428169	0N5W4	4804-TN-SU	SPILL CONTAINMENT U.....	3

END OF FIGURE

FIELD REPAIR PARTS AND SPECIAL TOOLS LIST (RPSTL)

FUEL SYSTEM SUPPLY POINT (FSSP)
REPAIR PARTS AND SPECIAL TOOLS LIST
UNIT, DIRECT SUPPORT AND GENERAL SUPPORT MAINTENANCE
120,000 GALLON SYSTEM MODEL M106 (FSP) NSN 4930-01-517-7009;
300,000 GALLON SYSTEM MODEL M107 (FSS) NSN 4930-01-517-6981

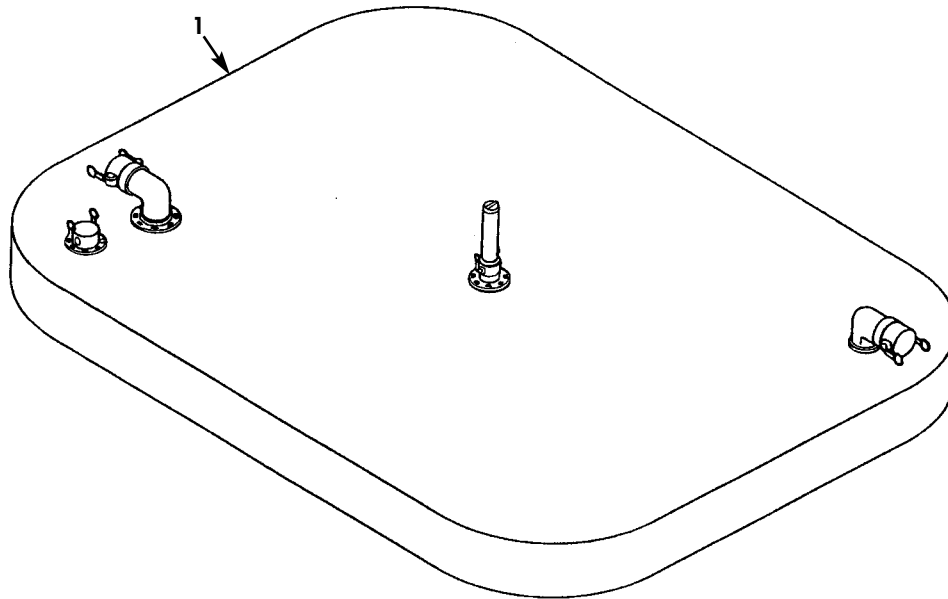


Figure 33. Collapsible Fuel Tank.

(1) ITEM NO	(2) SMR CODE	(3) NSN	(4) CAGEC	(5) PART NUMBER	(6) DESCRIPTION AND USABLE ON CODES (UOC)	(7) QTY
-------------------	--------------------	------------	--------------	-----------------------	--	------------

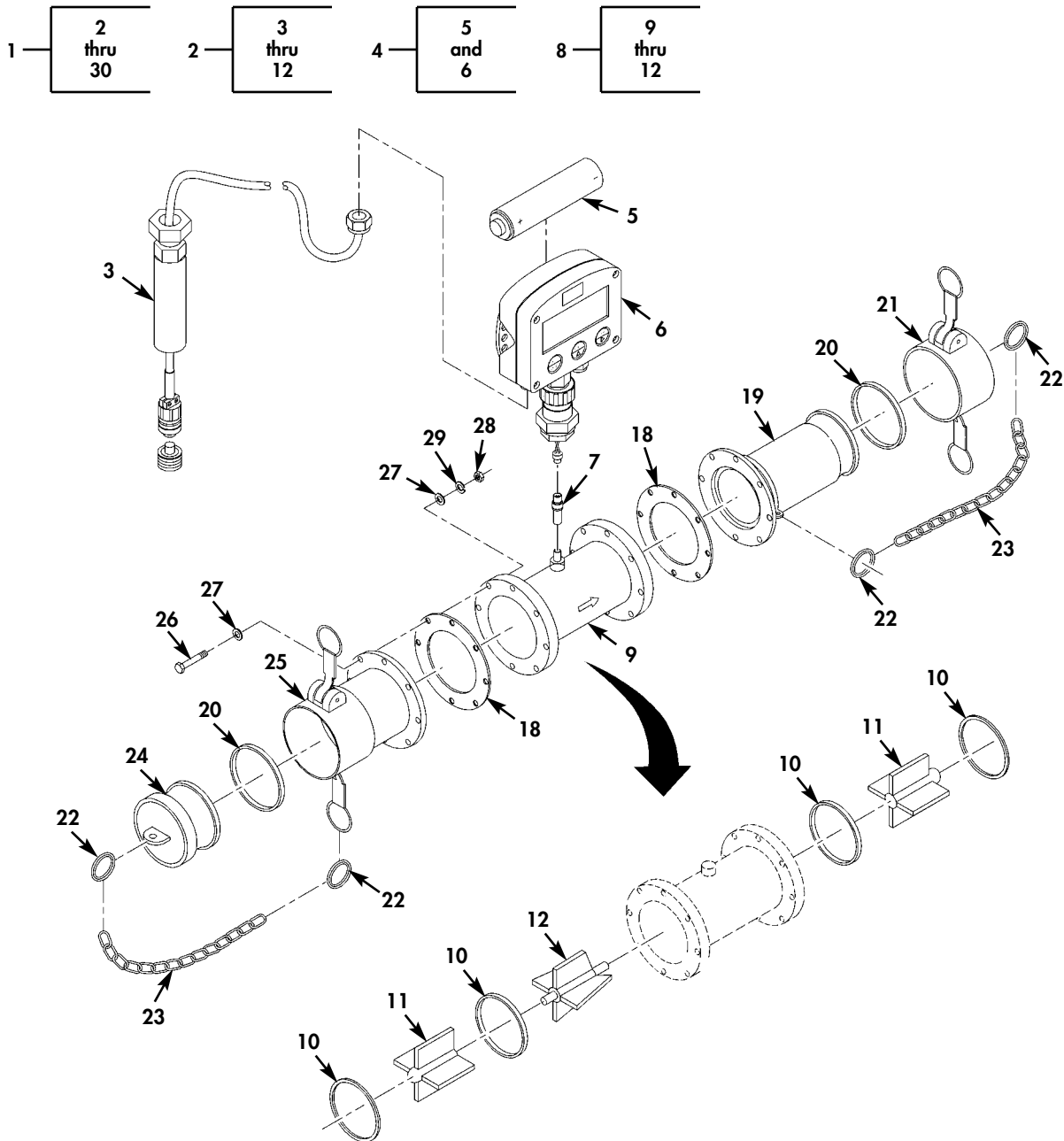
GROUP 0001 0033

FIG. 33 COLLAPSIBLE FUEL TANK

1	PAOOO	5430014870638	1EMJ6	MPC-F-50K-22636	TANK, FABRIC, COLLAPS..... UOC: FSS	6
1	PAOOO	5430014870634	1EMJ6	MPC-F-20K-22276	TANK, FABRIC, COLLAPS..... UOC: FSP	6

END OF FIGURE

FUEL SYSTEM SUPPLY POINT (FSSP)
 REPAIR PARTS AND SPECIAL TOOLS LIST
 UNIT, DIRECT SUPPORT AND GENERAL SUPPORT MAINTENANCE
 120,000 GALLON SYSTEM MODEL M106 (FSP) NSN 4930-01-517-7009;
 300,000 GALLON SYSTEM MODEL M107 (FSS) NSN 4930-01-517-6981



OUTFLOW

Figure 34. Tank Volume Meter (Sheet 1 of 2).

FUEL SYSTEM SUPPLY POINT (FSSP)
REPAIR PARTS AND SPECIAL TOOLS LIST
UNIT, DIRECT SUPPORT AND GENERAL SUPPORT MAINTENANCE
120,000 GALLON SYSTEM MODEL M106 (FSP) NSN 4930-01-517-7009;
300,000 GALLON SYSTEM MODEL M107 (FSS) NSN 4930-01-517-6981

13 — 14
thru
17

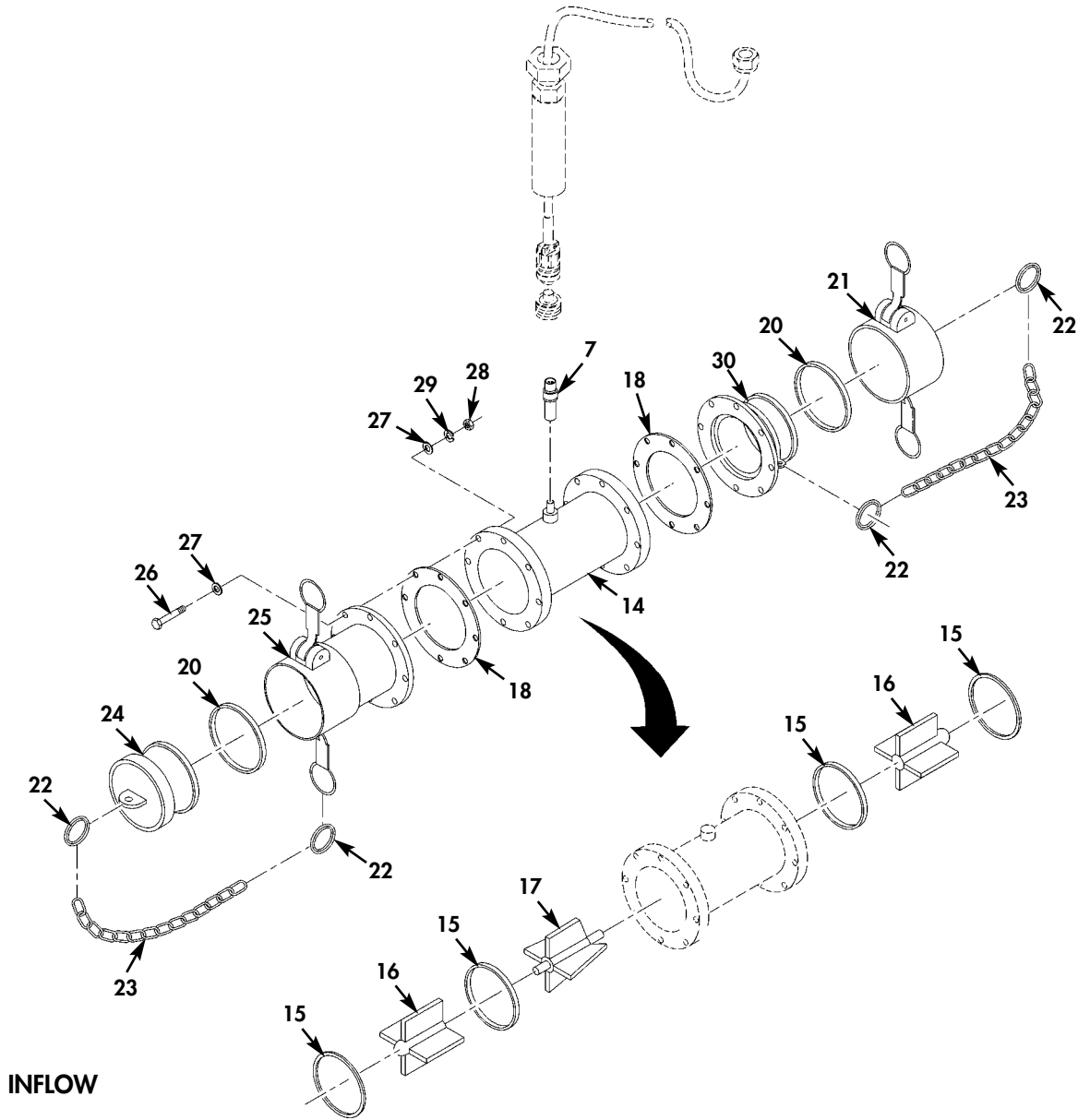


Figure 34. Tank Volume Meter (Sheet 2 of 2).

(1) ITEM NO	(2) SMR CODE	(3) NSN	(4) CAGEC	(5) PART NUMBER	(6) DESCRIPTION AND USABLE ON CODES (UOC)	(7) QTY
GROUP 0001 0034						
FIG. 34 TANK VOLUME METER						
1	PAOHH	6680015435961	90598	78053-100	METER, FLOW RATE IND.....	6
2	AOOHH		1URSO	10916-07-EAS0400	. FLOW METER ASSEMBLY.....	1
3	PAOZZ		3NXN6	10918-02-100	.. TERMINATION KIT, CAB.....	1
4	PAOOO	6210015443469	1URSO	F0116	.. READOUT, INCANDESCEN.....	1
5	PAOZZ	6135015537711	1URSO	10782-01	... BATTERY, NONRECHARGE.....	1
6	XAOZZ		1URSO	F0116-NHA	... REGISTER READOUT.....	1
7	PAOZZ		1URSO	10022-01	.. MAGNETIC PICKUP.....	2
8	PAOHH	6680015437005	1URSO	EAS-0400-OUT	.. METER, IMPELLER TYPE.....	1
9	XAHZZ		1URSO	EAS-0400-OUT-NHA	... WELDMENT, METER.....	1
10	KFOZZ		1URSO	10020-06	... RETAINING, RING PART OF KIT P/N TK0400.....	4
11	KFOZZ		1URSO	10223-01	... ROTOR, SUPPORT PART OF KIT P/N TK0400.....	2
12	KFOZZ		1URSO	10220-01	... ROTOR, ASSEMBLY PART OF KIT P/N TK0400.....	1
13	PAOHH	4820015436704	1URSO	EAS-0400-IN	.. VALVE, FLOW CONTROL.....	1
14	XAHZZ		1URSO	EAS-0400-IN-NHA	... WELDMENT, METER.....	1
15	KFOZZ		1URSO	10020-06	... RETAINING, RING PART OF KIT P/N TK0400.....	4
16	KFOZZ		1URSO	10223-01	... ROTOR, SUPPORT PART OF KIT P/N TK0400.....	2
17	KFOZZ		1URSO	10220-01	... ROTOR, ASSEMBLY PART OF KIT P/N TK0400.....	1
18	PAOZZ		2P653	4INCH 150#FF/C44	. GASKET.....	4
19	PAOZZ		33813	6052409LSG	. COUPLING HALF, QUICK.....	1
20	PAOZZ	5330008994509	58536	AA59326-9	. GASKET.....	4
21	PAOOO	4730006406156	58536	AA59326IX-9	. CAP, QUICK DISCONNEC.....	2
22	PAOZZ	5340015150537	39428	86805T38	. HOLDER, KEY.....	8

(1) ITEM NO	(2) SMR CODE	(3) NSN	(4) CAGEC	(5) PART NUMBER	(6) DESCRIPTION AND USABLE ON CODES (UOC)	(7) QTY
23	MOOZZ		39428	3610T32-1	.ROPE,WIRE MAKE FROM CAGE 39428 P/N 3610T32. USE 19 LINKS.....	4
24	PAOOO	4730006406188	58536	AA59326X19	.PLUG,QUICK DISCONNE.....	2
25	PAOOO	4730015435151	33813	60544000SG	.COUPLING HALF,QUICK.....	2
26	PAOZZ	5305007245914	80205	MS90725-168	.SCREW,CAP,HEXAGON H.....	16
27	PAOZZ	5310008238803	96906	MS27183-21	.WASHER,FLAT.....	32
28	PAOZZ	5310007638920	96906	MS51967-20	.NUT,PLAIN,HEXAGON.....	16
29	PAOZZ	5310008206653	80205	MS35338-50	.WASHER,LOCK.....	16
30	PAOZZ	4730015435660	33813	60524009SG	.COUPLING HALF,QUICK.....	1

END OF FIGURE

FIELD REPAIR PARTS AND SPECIAL TOOLS LIST (RPSTL)

FUEL SYSTEM SUPPLY POINT (FSSP)
REPAIR PARTS AND SPECIAL TOOLS LIST
UNIT, DIRECT SUPPORT AND GENERAL SUPPORT MAINTENANCE
120,000 GALLON SYSTEM MODEL M106 (FSP) NSN 4930-01-517-7009;
300,000 GALLON SYSTEM MODEL M107 (FSS) NSN 4930-01-517-6981

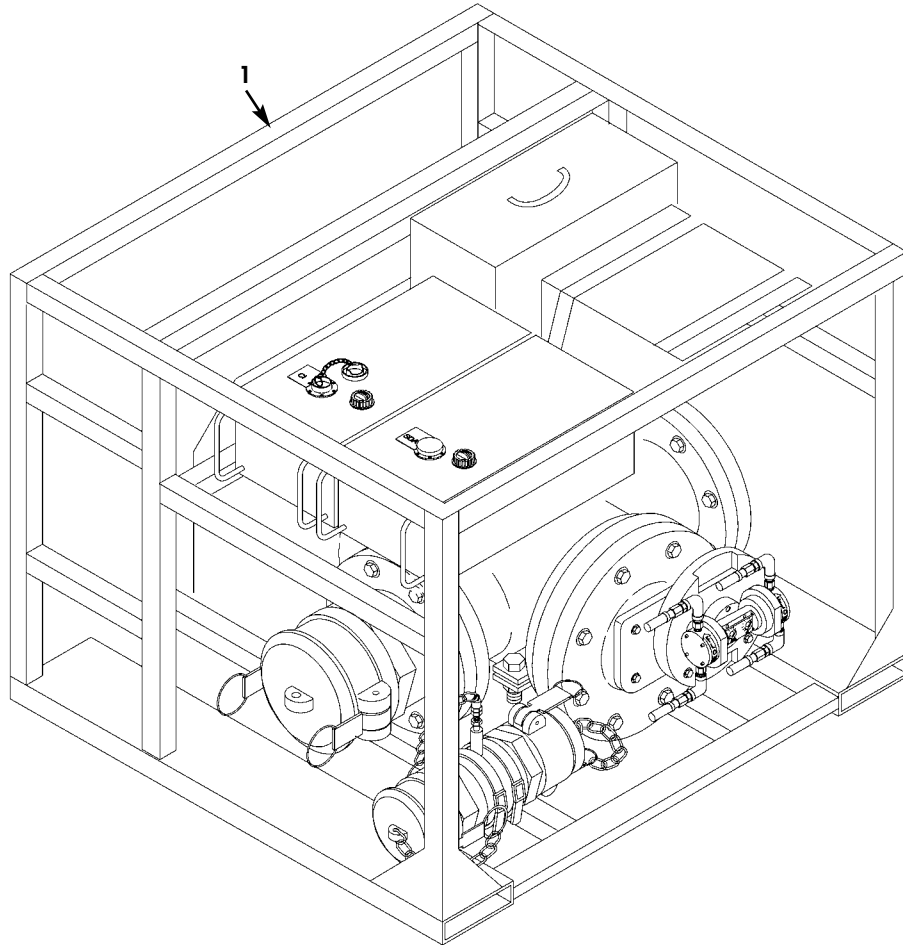


Figure 35. Fuel Additive Injection Assembly.

(1) ITEM NO	(2) SMR CODE	(3) NSN	(4) CAGEC	(5) PART NUMBER	(6) DESCRIPTION AND USABLE ON CODES (UOC)	(7) QTY
-------------------	--------------------	------------	--------------	-----------------------	--	------------

GROUP 0001 0035

FIG. 35 FUEL ADDITIVE INJECTION
ASSEMBLY

1	PDOHH	4930015476265	47186	TPI-4T-4A-1	FUEL ADDITIVE INJEC.....	1
---	-------	---------------	-------	-------------	--------------------------	---

END OF FIGURE

FIELD REPAIR PARTS AND SPECIAL TOOLS LIST (RPSTL)

FUEL SYSTEM SUPPLY POINT (FSSP)
REPAIR PARTS AND SPECIAL TOOLS LIST
UNIT, DIRECT SUPPORT AND GENERAL SUPPORT MAINTENANCE
120,000 GALLON SYSTEM MODEL M106 (FSP) NSN 4930-01-517-7009;
300,000 GALLON SYSTEM MODEL M107 (FSS) NSN 4930-01-517-6981

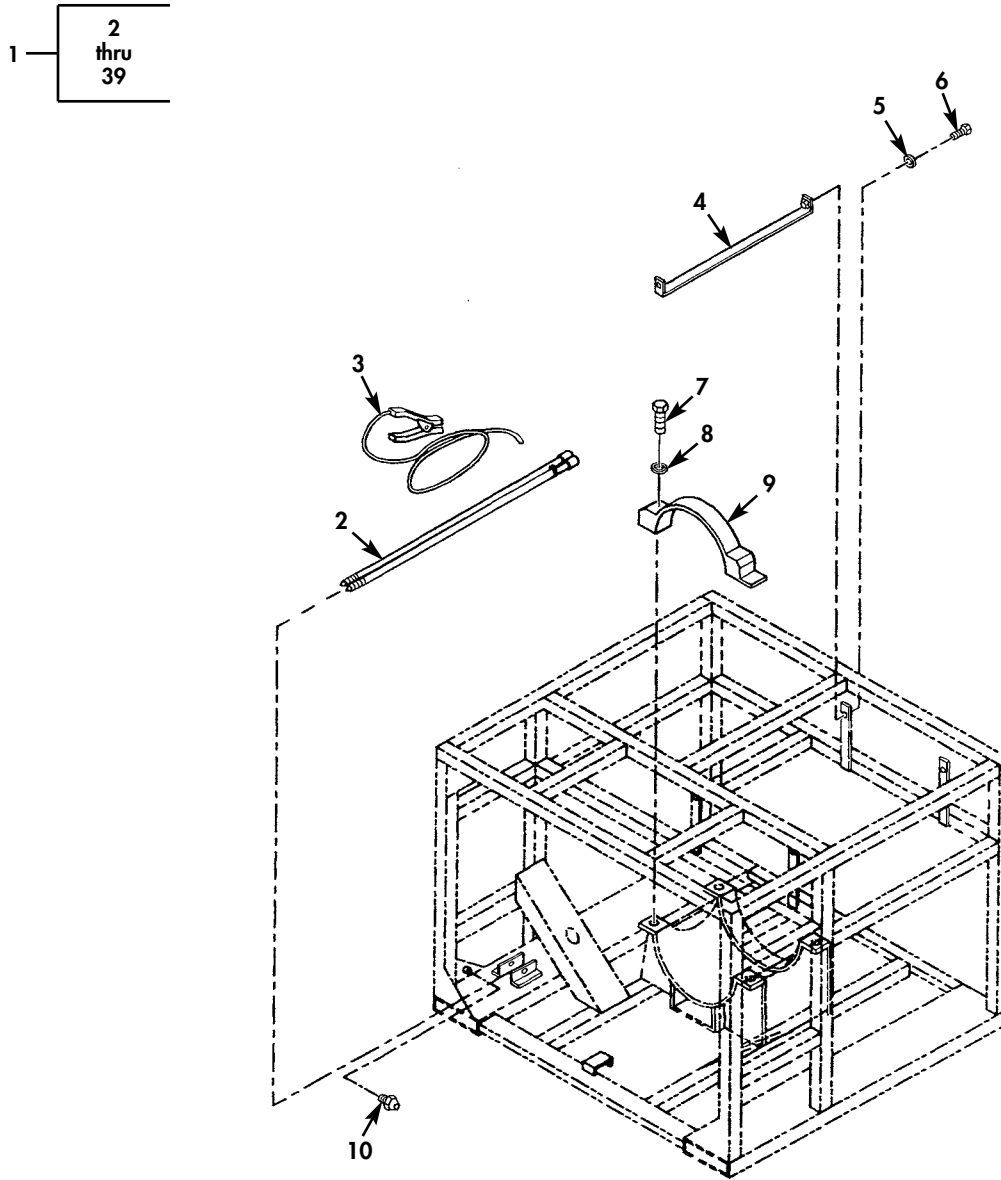


Figure 36. Fuel Additive Injection Assembly Skid Subassembly (Sheet 1 of 3).

FUEL SYSTEM SUPPLY POINT (FSSP)
REPAIR PARTS AND SPECIAL TOOLS LIST
UNIT, DIRECT SUPPORT AND GENERAL SUPPORT MAINTENANCE
120,000 GALLON SYSTEM MODEL M106 (FSP) NSN 4930-01-517-7009;
300,000 GALLON SYSTEM MODEL M107 (FSS) NSN 4930-01-517-6981

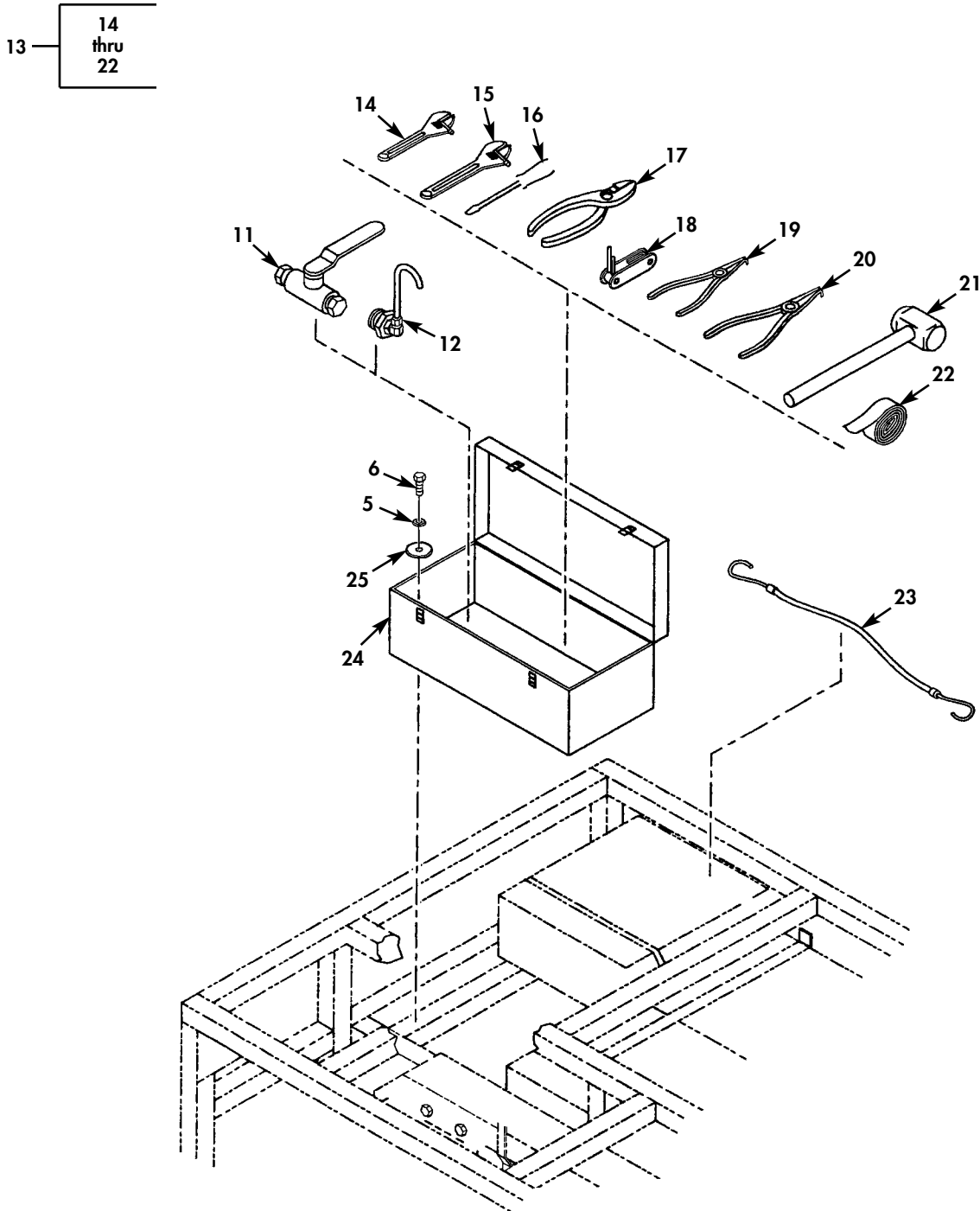


Figure 36. Fuel Additive Injection Assembly Skid Subassembly (Sheet 2 of 3).

FUEL SYSTEM SUPPLY POINT (FSSP)
 REPAIR PARTS AND SPECIAL TOOLS LIST
 UNIT, DIRECT SUPPORT AND GENERAL SUPPORT MAINTENANCE
 120,000 GALLON SYSTEM MODEL M106 (FSP) NSN 4930-01-517-7009;
 300,000 GALLON SYSTEM MODEL M107 (FSS) NSN 4930-01-517-6981

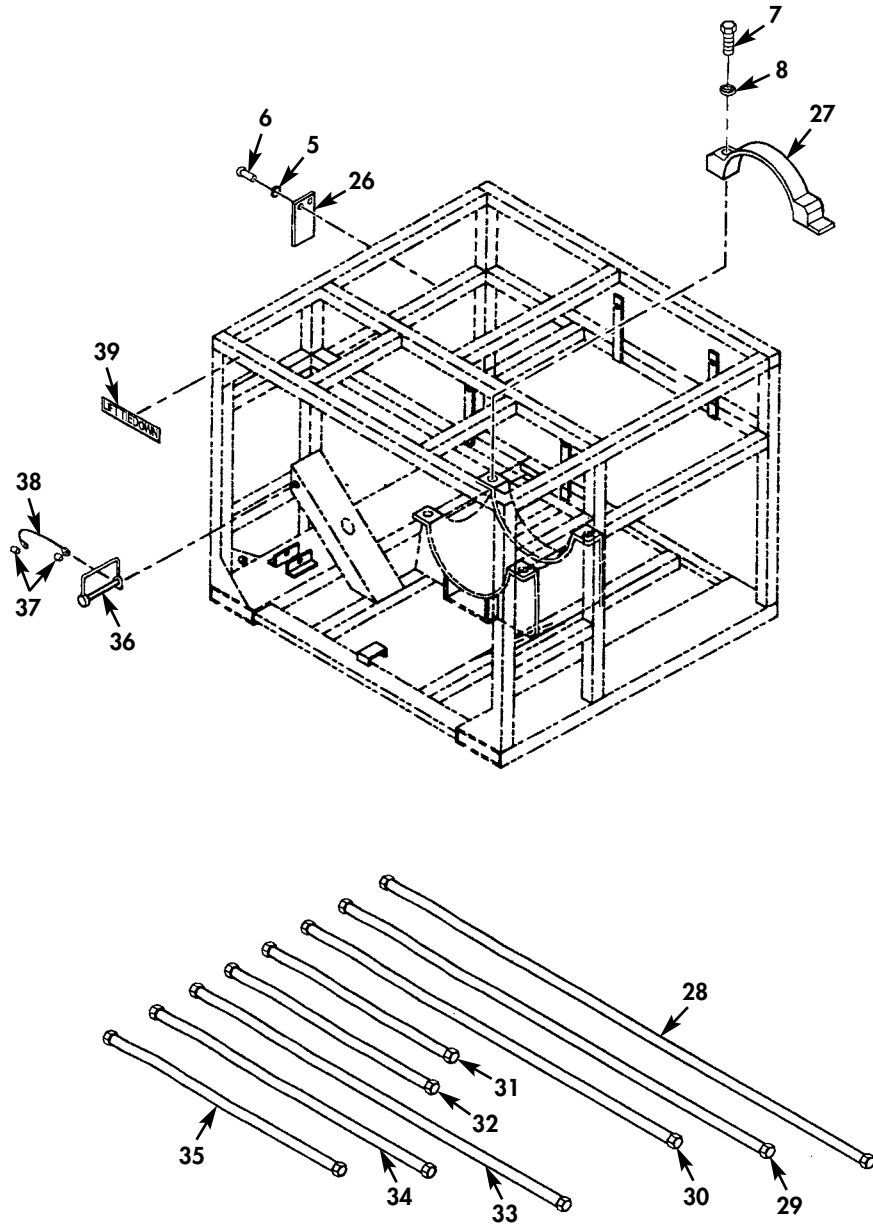


Figure 36. Fuel Additive Injection Assembly Skid Subassembly (Sheet 3 of 3).

(1) ITEM NO	(2) SMR CODE	(3) NSN	(4) CAGEC	(5) PART NUMBER	(6) DESCRIPTION AND USABLE ON CODES (UOC)	(7) QTY
GROUP 0001 0036						
FIG. 36 FUEL ADDITIVE INJECTION ASSEMBLY SKID SUBASSEMBLY						
1	PBFFF	5340015445790	47186	4TP-4A SKID	SKID PLATE.....	1
2	PAOZZ	5975015436229	47186	882376	.ROD, GROUND.....	1
3	PAOZZ		47186	882377	.GROUND CLAMP.....	1
4	PAOZZ	5340015439543	47186	102515	.STRAP, RETAINING.....	2
5	PAOZZ	5310015438726	47186	881417	.WASHER, LOCK.....	10
6	PAOZZ	5306015442796	47186	881422	.BOLT, MACHINE.....	10
7	PAOZZ	5306015437956	47186	883012	.BOLT, SHOULDER.....	4
8	PAOZZ	5310015437915	47186	882667	.WASHER, LOCK.....	4
9	PAOZZ	3990015438347	47186	102458R	.TIE DOWN, CARGO, VEHI.....	1
10	PAOZZ	4720015438354	47186	882344	.ADAPTER, STRAIGHT, TU.....	1
11	PAOZZ	4820015438361	47186	102485	.VALVE, BALL.....	1
12	PAOZZ	4930015435102	47186	102486	.VENT UNIT, RELIEF.....	1
13	PAOOO		47186	4TP-4A TOOLS	.PARTKS KIT, HOSE ASS.....	1
14	PAOZZ		47186	162125	..WRENCH, ADJUSTABLE.....	1
15	PAOZZ		47186	162123	..WRENCH, ADJUSTABLE.....	1
16	PAOZZ	5120015438602	47186	162121	..SCREWDRIVER, FLAT TI.....	1
17	PAOZZ		47186	162124	..CLAMP, PLIER.....	1
18	PAOZZ		47186	162122	..KEY SET, SOCKET HEAD.....	1
19	PAOZZ		47186	162126	..PLIERS, RETAINING RI.....	1
20	PAOZZ		47186	162127	..PLIERS, RETAINING RI.....	1
21	PAOZZ		47186	162128	..HAMMER, HAND.....	1
22	PAOZZ		47186	401343	..TREAD TAPE.....	1
23	PAOZZ		47186	882353	.CORD, ELASTIC.....	2
24	PAOZZ	5140015439894	47186	162120	.TOOL BOX, PORTABLE.....	1
25	PAOZZ	5310015434023	47186	882306	.WASHER, FLAT.....	4

(1) ITEM NO	(2) SMR CODE	(3) NSN	(4) CAGEC	(5) PART NUMBER	(6) DESCRIPTION AND USABLE ON CODES (UOC)	(7) QTY
26	PAOZZ	5975015436600	47186	102516	. PLATE, ELECTRICAL GR.....	1
27	PAOZZ	3990015435530	47186	102458L	. TIE DOWN, CARGO, VEHI.....	1
28	PAOZZ	4720015438381	47186	882348	. HOSE, NONMETALLIC.....	1
29	PAOZZ	4720015438745	47186	882356	. HOSE, NONMETALLIC.....	1
30	PAOZZ	4720015433903	47186	882357	. HOSE, NONMETALLIC.....	1
31	PAOZZ	4720015438735	47186	882347	. HOSE, NONMETALLIC.....	1
32	PAOZZ	4720015433906	47186	882346	. HOSE, NONMETALLIC.....	1
33	PAOZZ	4720015437926	47186	882359	. HOSE, NONMETALLIC.....	2
34	PAOZZ	4720015438739	47186	882358	. HOSE, NONMETALLIC.....	4
35	PAOZZ	4720015437930	47186	882345	. HOSE, NONMETALLIC.....	2
36	PAOZZ	5340015438425	47186	162119	. BAND, RETAINING.....	3
37	PAOZZ	4030015434618	47186	101896	. SWAGING SLEEVE, WIRE.....	6
38	PAOZZ	4010015438407	47186	101895	. ROPE, WIRE.....	3
39	PAOZZ	7690015436123	47186	102490	. LABEL.....	4

END OF FIGURE

FIELD REPAIR PARTS AND SPECIAL TOOLS LIST (RPSTL)

FUEL SYSTEM SUPPLY POINT (FSSP)
 REPAIR PARTS AND SPECIAL TOOLS LIST
 UNIT, DIRECT SUPPORT AND GENERAL SUPPORT MAINTENANCE
 120,000 GALLON SYSTEM MODEL M106 (FSP) NSN 4930-01-517-7009;
 300,000 GALLON SYSTEM MODEL M107 (FSS) NSN 4930-01-517-6981

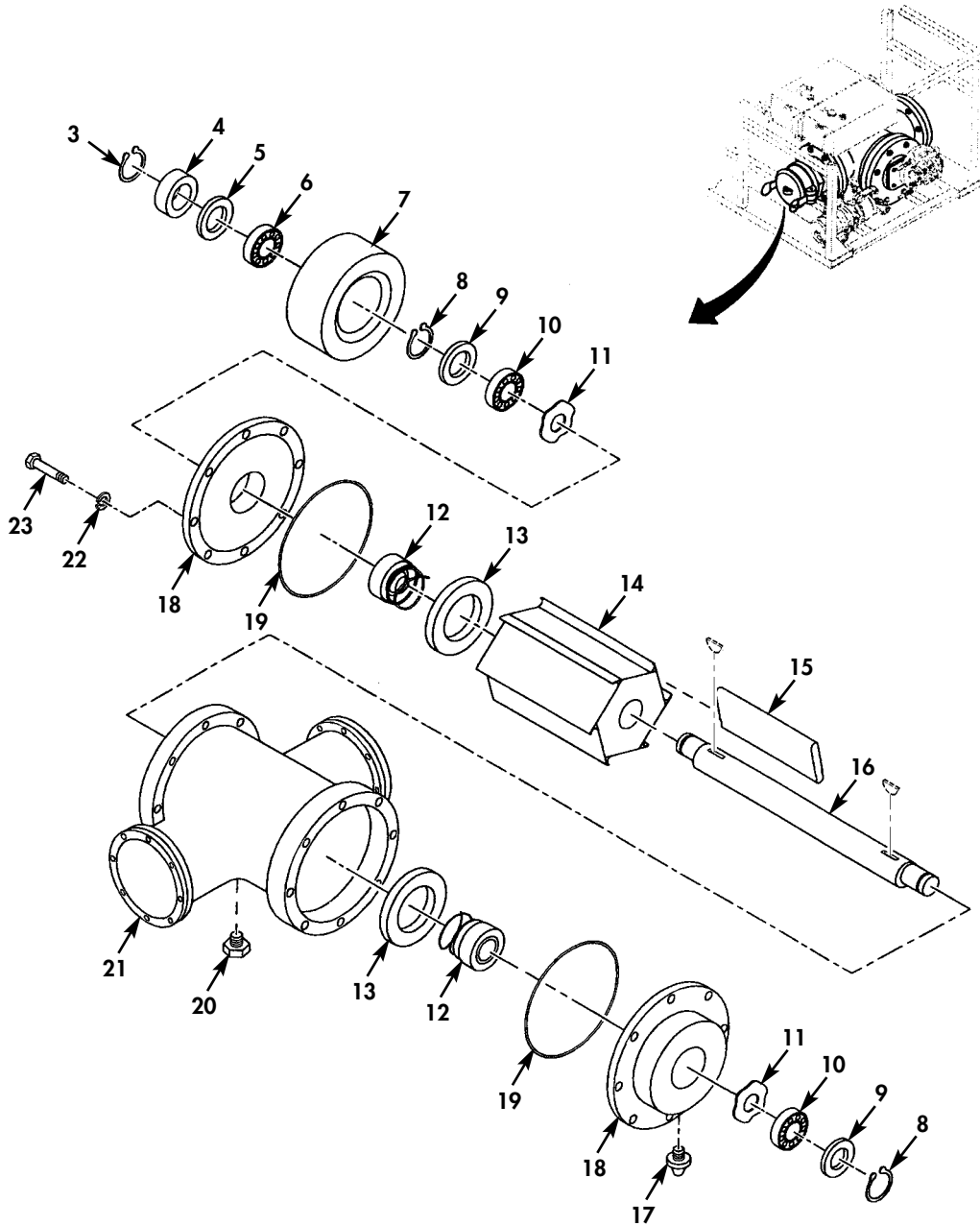
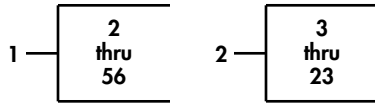


Figure 37. Fuel Additive Injection Assembly Injector Subassembly (Sheet 1 of 3).

FUEL SYSTEM SUPPLY POINT (FSSP)
 REPAIR PARTS AND SPECIAL TOOLS LIST
 UNIT, DIRECT SUPPORT AND GENERAL SUPPORT MAINTENANCE
 120,000 GALLON SYSTEM MODEL M106 (FSP) NSN 4930-01-517-7009;
 300,000 GALLON SYSTEM MODEL M107 (FSS) NSN 4930-01-517-6981

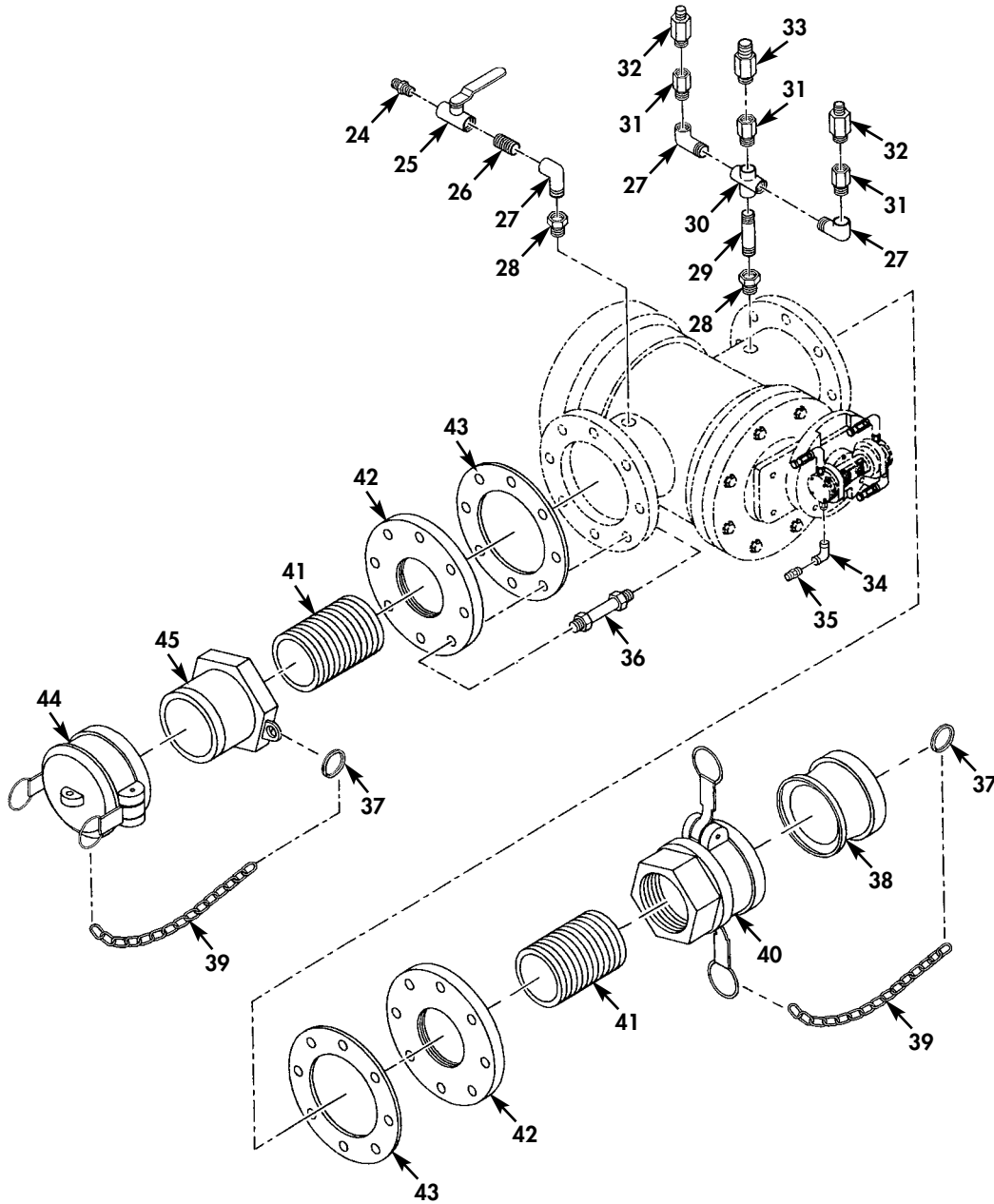


Figure 37. Fuel Additive Injection Assembly Injector Subassembly (Sheet 2 of 3).

FUEL SYSTEM SUPPLY POINT (FSSP)
 REPAIR PARTS AND SPECIAL TOOLS LIST
 UNIT, DIRECT SUPPORT AND GENERAL SUPPORT MAINTENANCE
 120,000 GALLON SYSTEM MODEL M106 (FSP) NSN 4930-01-517-7009;
 300,000 GALLON SYSTEM MODEL M107 (FSS) NSN 4930-01-517-6981

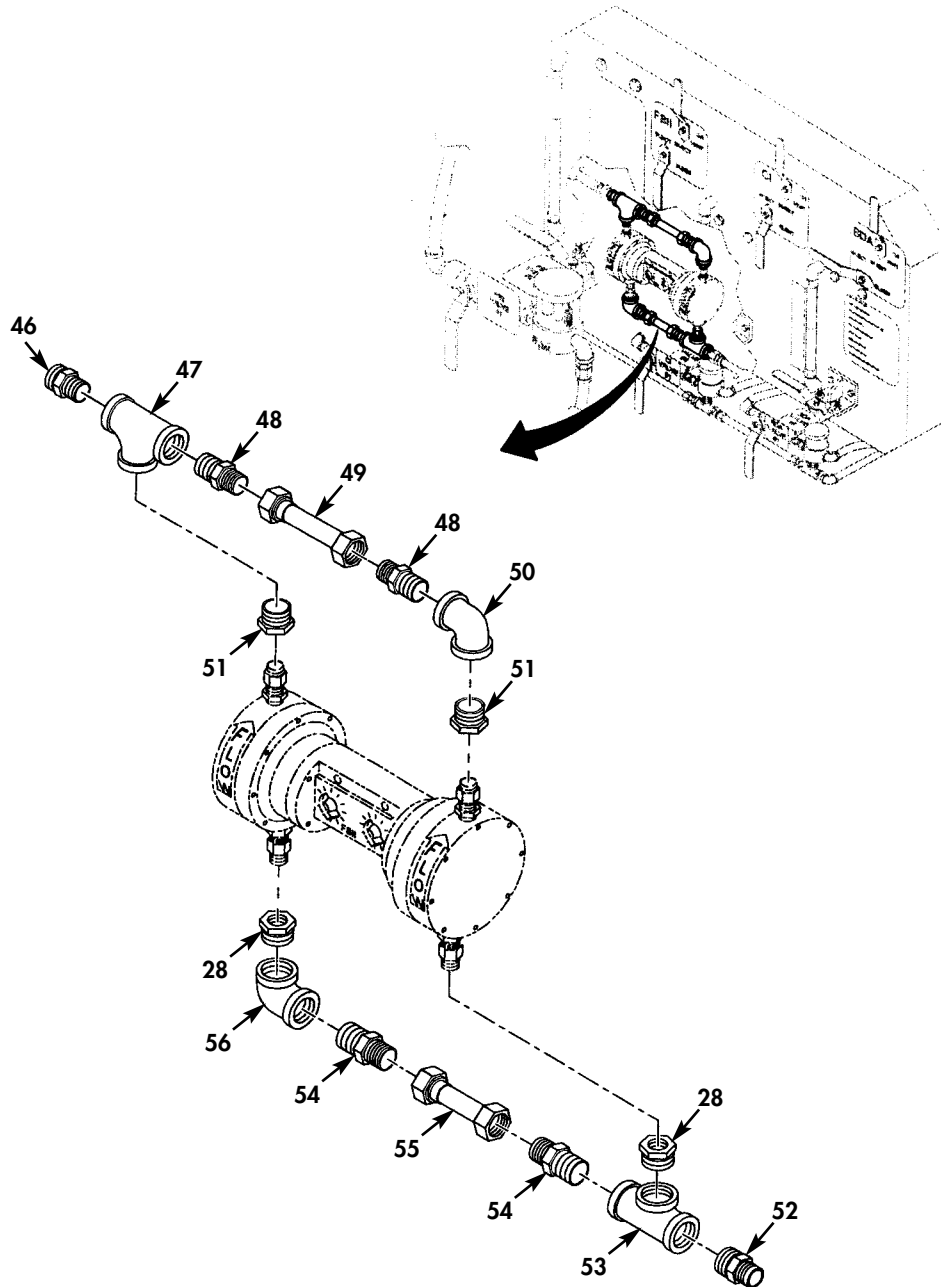


Figure 37. Fuel Additive Injection Assembly Injector Subassembly (Sheet 3 of 3).

(1) ITEM NO	(2) SMR CODE	(3) NSN	(4) CAGEC	(5) PART NUMBER	(6) DESCRIPTION AND USABLE ON CODES (UOC)	(7) QTY
GROUP 0001 0037						
FIG. 37 FUEL ADDITIVE INJECTION ASSEMBLY INJECTOR SUBASSEMBLY						
1	AOOHH		47186	800ER-2L-1P7-1P7	INJECTOR SUB-ASSEMB.....	1
2	PAFHH		47186	807ER	.DRIVER.....	1
3	PAHZZ	5325015434603	47186	101045	..RING,RETAINING.....	1
4	PAHZZ	3110015435516	47186	881157	..BEARING,BALL,LINEAR.....	1
5	PAHZZ	5365015434046	47186	881999	..SPACER,RING.....	1
6	PAHZZ	3110015434597	47186	881882	..BALL,BEARING.....	1
7	PAHZZ	3130015438457	47186	184037	..CAP,PILLOW BLOCK.....	1
8	PAHZZ	5325015438453	47186	103381	..RING,RETAINING.....	2
9	PAHZZ	3120015434044	47186	184004	..BEARING,WASHER,THRU.....	2
10	PAHZZ	3110015435247	47186	881623	..BALL,BEARING.....	2
11	PAHZZ	5310015435553	47186	103383	..WASHER,SPRING TENSI.....	2
12	PAHZZ	4320014604807	47186	141036	..SEAL ASSEMBLY,SHAFT.....	2
13	PAHZZ	4320015438669	47186	184167	..RING,WEARING.....	2
14	PAHZZ	4320015438346	47186	184166	..ROTOR,PUMP.....	1
15	PAHZZ	4320015438337	47186	184011	..VANE,PUMP,ROTARY.....	7
16	PAHZZ	3040015438367	47186	184081	..SHAFT,SHOULDERED.....	1
17	PAFZZ	4320015434601	47186	101749	..EJECTOR,JET.....	2
18	PAHZZ	4320015437875	47186	184093	..COVER,HYDRAULIC,PUM.....	2
19	PAHZZ	5331015437984	47186	103409	..O-RING.....	2
20	PAOZZ	4730015435152	47186	151005	..PLUG,PIPE.....	1
21	PAHZZ	4320015437917	47186	184038	..HOUSING,LIQUID PUMP.....	1
22	PAHZZ	5310015438339	47186	882076	..WASHER,LOCK.....	16
23	PAHZZ	5306015438344	47186	881621	..BOLT,SHOULDER.....	16
24	PAOZZ	4730015445274	47186	882339	..ADAPTER,STRAIGHT,PI.....	1

(1) ITEM NO	(2) SMR CODE	(3) NSN	(4) CAGEC	(5) PART NUMBER	(6) DESCRIPTION AND USABLE ON CODES (UOC)	(7) QTY
25	PAOZZ	4820015438385	47186	101230	.VALVE, BALL.....	1
26	PAOZZ	4730015438435	47186	101069	.NIPPLE, PIPE.....	1
27	PAOZZ	4730015438366	47186	271125	.ELBOW, PIPE.....	3
28	PAFZZ	5365015434594	47186	271113	.BUSHING BLANK.....	4
29	PAOZZ	4730015438716	47186	101070	.NIPPLE, PIPE.....	1
30	PAOZZ	4730015438374	47186	101032	.CROSS, PIPE.....	1
31	PAOZZ	4820015436040	47186	882911	.VALVE, CHECK.....	3
32	PAOZZ	4730015436154	47186	882360	.ADAPTER, STRAIGHT, PI.....	2
33	PAOZZ	4730015436143	47186	882361	.ADAPTER, STRAIGHT, PI.....	1
34	PAOZZ	4730015482616	47186	101021	.ELBOW, TUBE.....	4
35	PAOZZ	4730015438397	47186	882342	.ADAPTER, STRAIGHT, TU.....	4
36	PAOZZ	5307015437945	47186	881249	.STUD, PLAIN.....	16
37	PAOZZ	5365015434026	47186	101833	.RING, CONNECTING, ROU.....	2
38	PAOZZ	4730015434610	47186	881725	.PLUG, QUICK DISCONN.....	1
39	PAOZZ	4010015434617	47186	881117	.CHAIN ASSEMBLY, SING.....	2
40	PAOZZ	4730015433916	47186	881724	.COUPLING HALF, QUICK.....	1
41	PAOZZ	4730015435168	47186	881740	.NIPPLE, PIPE.....	2
42	PAOZZ	4730015434522	47186	271498	.ADAPTER, STRAIGHT, FL.....	2
43	PAOZZ	5330013957688	47186	161001	.GASKET.....	2
44	PAOZZ	4730015438000	47186	881260	.CAP, QUICK DISCONN.....	1
45	PAOZZ	4730015437923	47186	881722	.COUPLING HALF, QUICK.....	1
46	PAOZZ	4730015436063	47186	882343	.ADAPTER, STRAIGHT, TU.....	1
47	PAOZZ	4730015436057	47186	271130	.TEE, TUBE.....	1
48	PAOZZ	4730015438349	47186	101141	.ADAPTER, STRAIGHT, TU.....	2
49	PAOZZ	4710015484304	47186	102514	.TUBE ASSEMBLY, METAL.....	1
50	PAOZZ	4730015433921	47186	271122	.ELBOW, TUBE.....	4
51	PAOZZ	4730015438451	47186	271112	.REDUCER, TUBE.....	2

(1) ITEM NO	(2) SMR CODE	(3) NSN	(4) CAGEC	(5) PART NUMBER	(6) DESCRIPTION AND USABLE ON CODES (UOC)	(7) QTY
52	PAOZZ	4720015438354	47186	882344	.ADAPTER, STRAIGHT, TU.....	1
53	PAOZZ	4730015437919	47186	271131	.TEE, TUBE.....	1
54	PAOZZ	4730015435173	47186	101128	.ADAPTER, STRAIGHT, TU.....	2
55	PAOZZ	4710015445279	47186	102513	.TUBE ASSEMBLY, METAL.....	1
56	PAOZZ	4730015438702	47186	271123	.ELBOW, TUBE.....	1

END OF FIGURE

FIELD REPAIR PARTS AND SPECIAL TOOLS LIST (RPSTL)

FUEL SYSTEM SUPPLY POINT (FSSP)
REPAIR PARTS AND SPECIAL TOOLS LIST
UNIT, DIRECT SUPPORT AND GENERAL SUPPORT MAINTENANCE
120,000 GALLON SYSTEM MODEL M106 (FSP) NSN 4930-01-517-7009;
300,000 GALLON SYSTEM MODEL M107 (FSS) NSN 4930-01-517-6981

1 — 2
thru
75

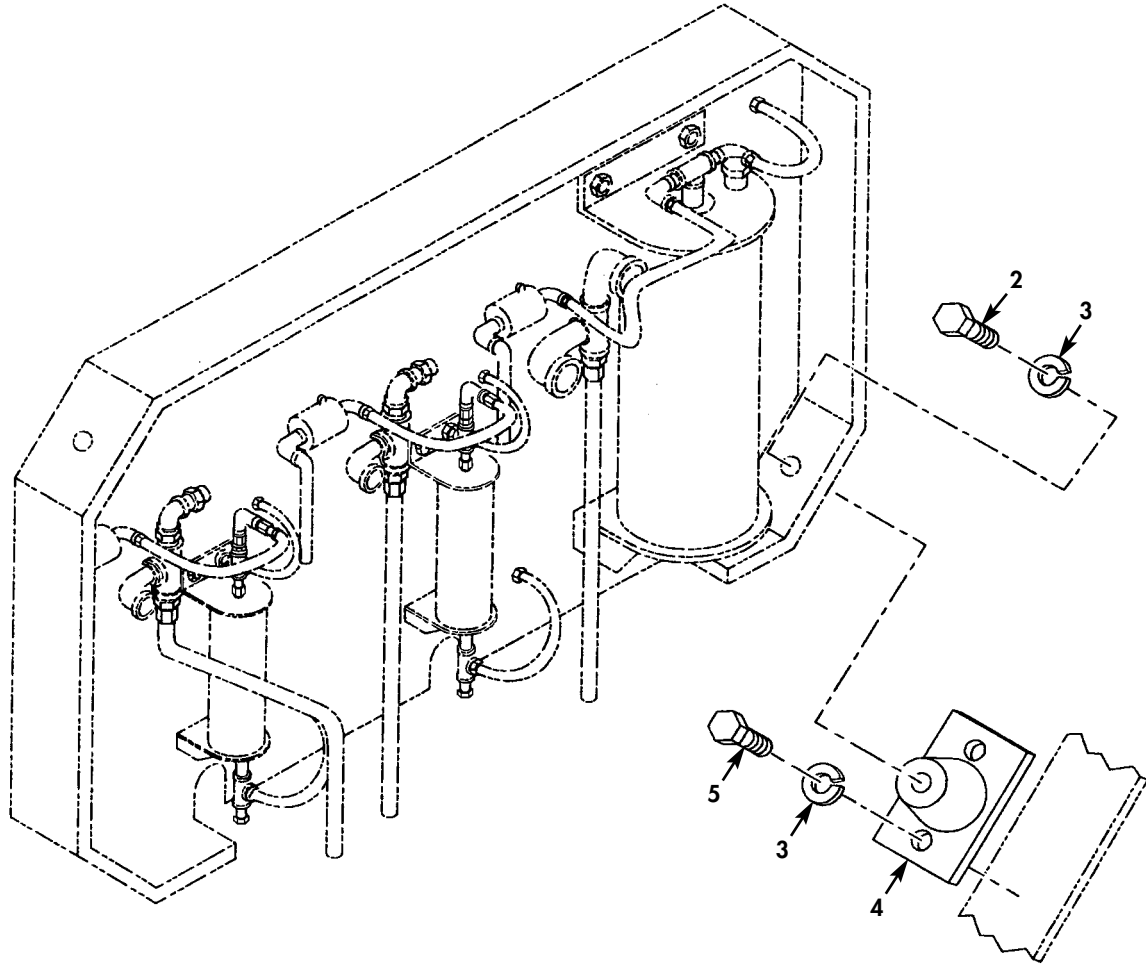


Figure 38. Fuel Additive Injection Assembly Control Panel (Sheet 1 of 7).

FUEL SYSTEM SUPPLY POINT (FSSP)
 REPAIR PARTS AND SPECIAL TOOLS LIST
 UNIT, DIRECT SUPPORT AND GENERAL SUPPORT MAINTENANCE
 120,000 GALLON SYSTEM MODEL M106 (FSP) NSN 4930-01-517-7009;
 300,000 GALLON SYSTEM MODEL M107 (FSS) NSN 4930-01-517-6981

18 — 19
 thru
 23

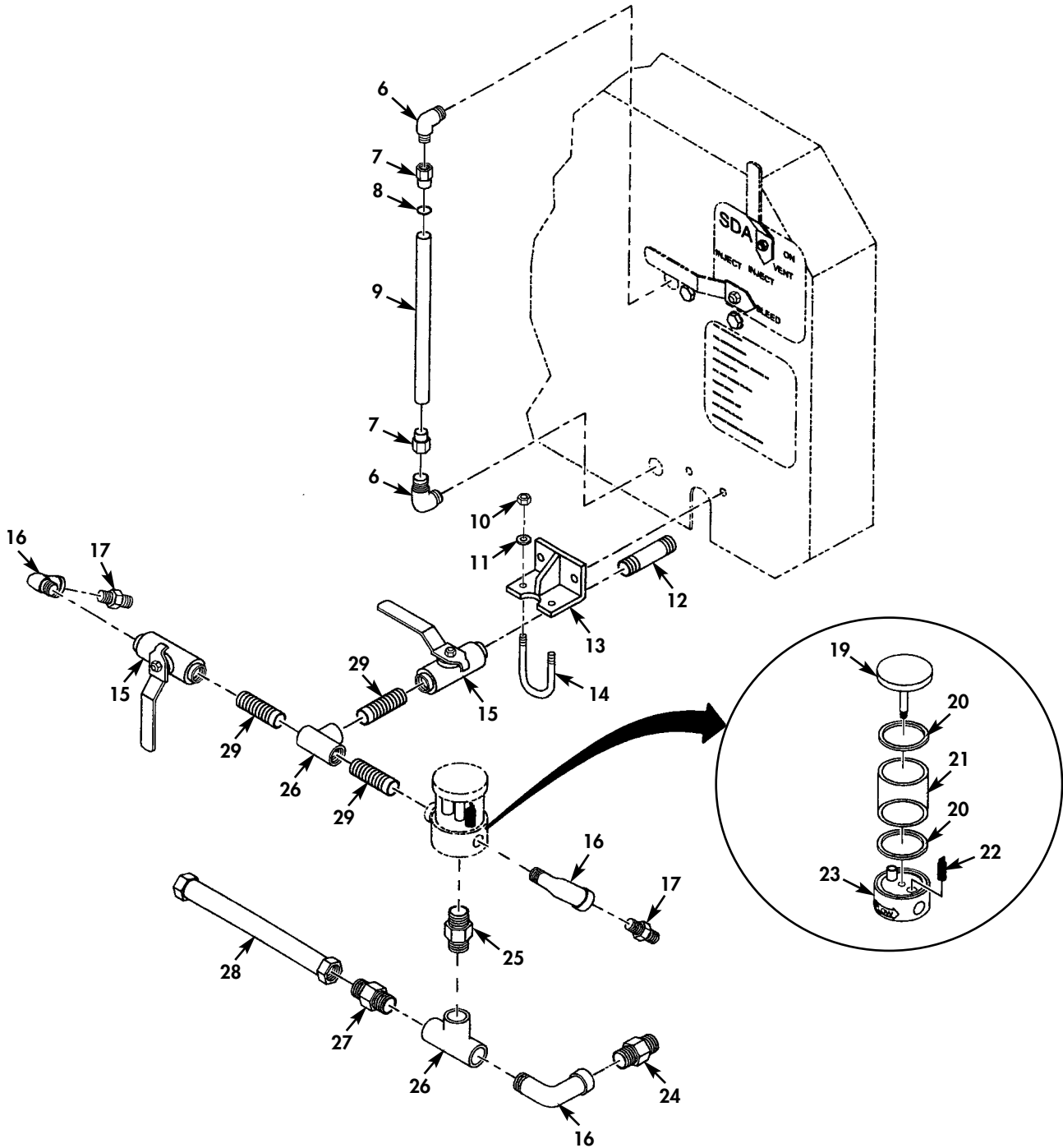


Figure 38. Fuel Additive Injection Assembly Control Panel (Sheet 2 of 7).

FUEL SYSTEM SUPPLY POINT (FSSP)
 REPAIR PARTS AND SPECIAL TOOLS LIST
 UNIT, DIRECT SUPPORT AND GENERAL SUPPORT MAINTENANCE
 120,000 GALLON SYSTEM MODEL M106 (FSP) NSN 4930-01-517-7009;
 300,000 GALLON SYSTEM MODEL M107 (FSS) NSN 4930-01-517-6981

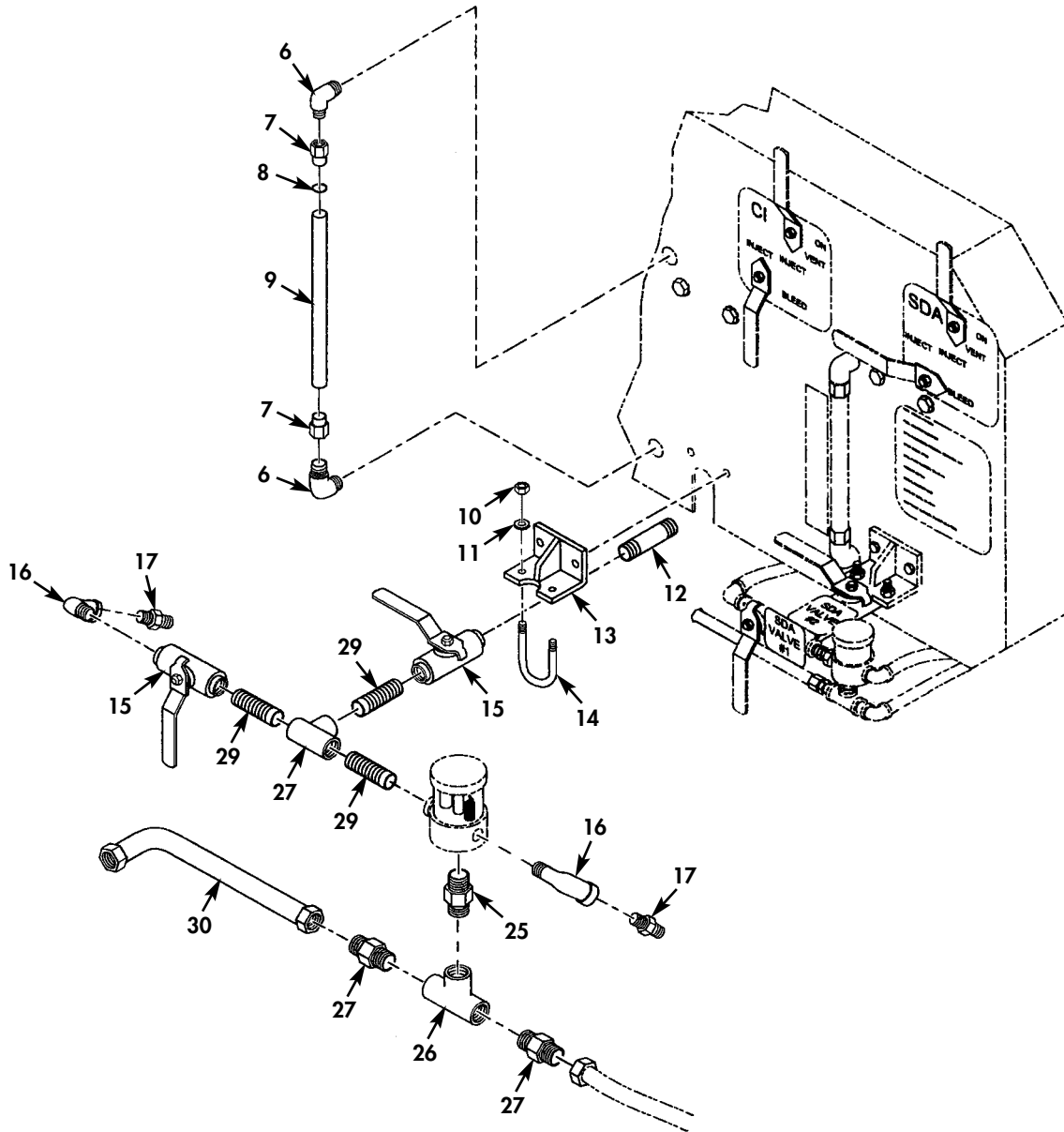


Figure 38. Fuel Additive Injection Assembly Control Panel (Sheet 3 of 7).

FUEL SYSTEM SUPPLY POINT (FSSP)
REPAIR PARTS AND SPECIAL TOOLS LIST
UNIT, DIRECT SUPPORT AND GENERAL SUPPORT MAINTENANCE
120,000 GALLON SYSTEM MODEL M106 (FSP) NSN 4930-01-517-7009;
300,000 GALLON SYSTEM MODEL M107 (FSS) NSN 4930-01-517-6981

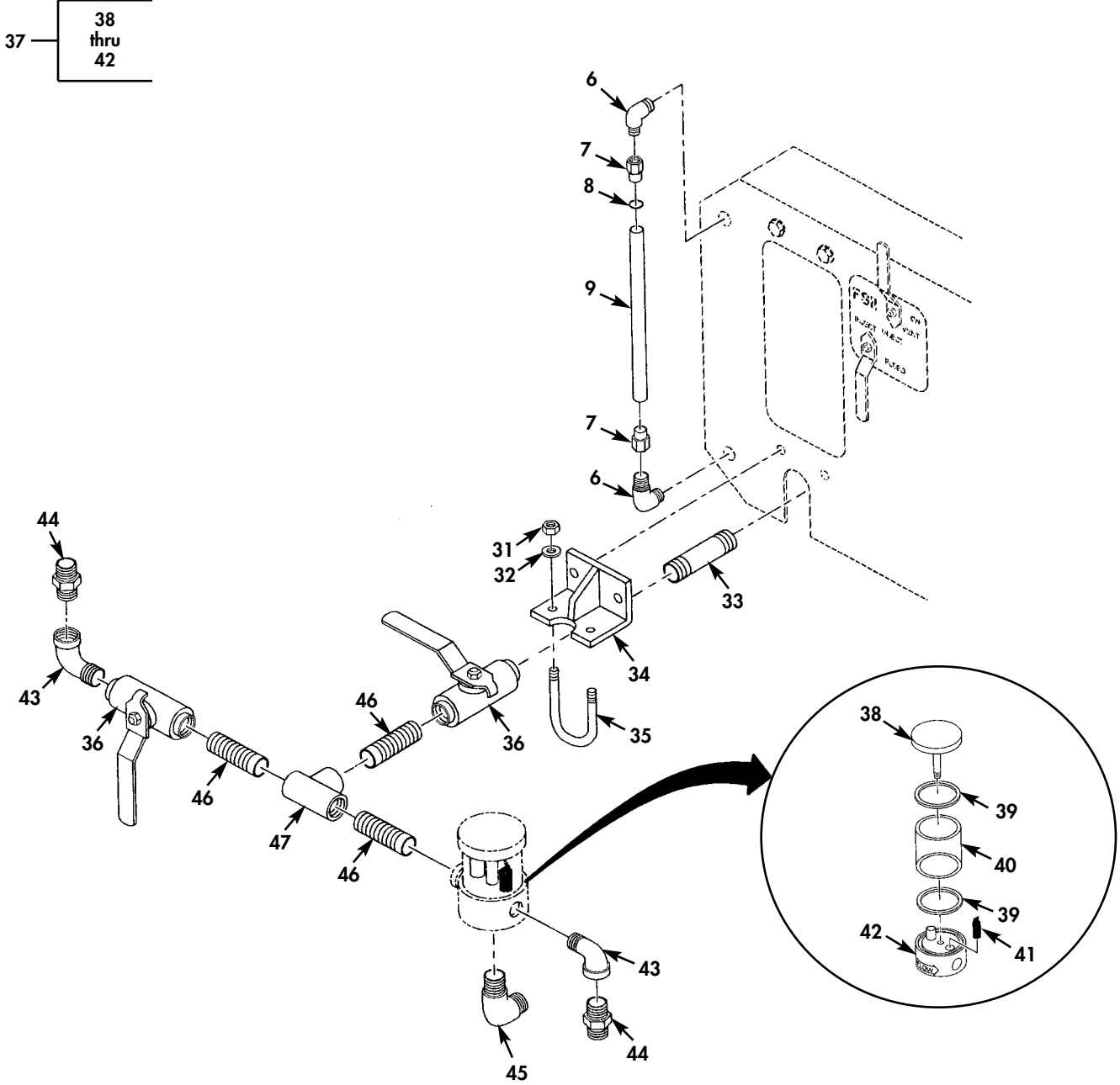


Figure 38. Fuel Additive Injection Assembly Control Panel (Sheet 4 of 7).

FUEL SYSTEM SUPPLY POINT (FSSP)
 REPAIR PARTS AND SPECIAL TOOLS LIST
 UNIT, DIRECT SUPPORT AND GENERAL SUPPORT MAINTENANCE
 120,000 GALLON SYSTEM MODEL M106 (FSP) NSN 4930-01-517-7009;
 300,000 GALLON SYSTEM MODEL M107 (FSS) NSN 4930-01-517-6981

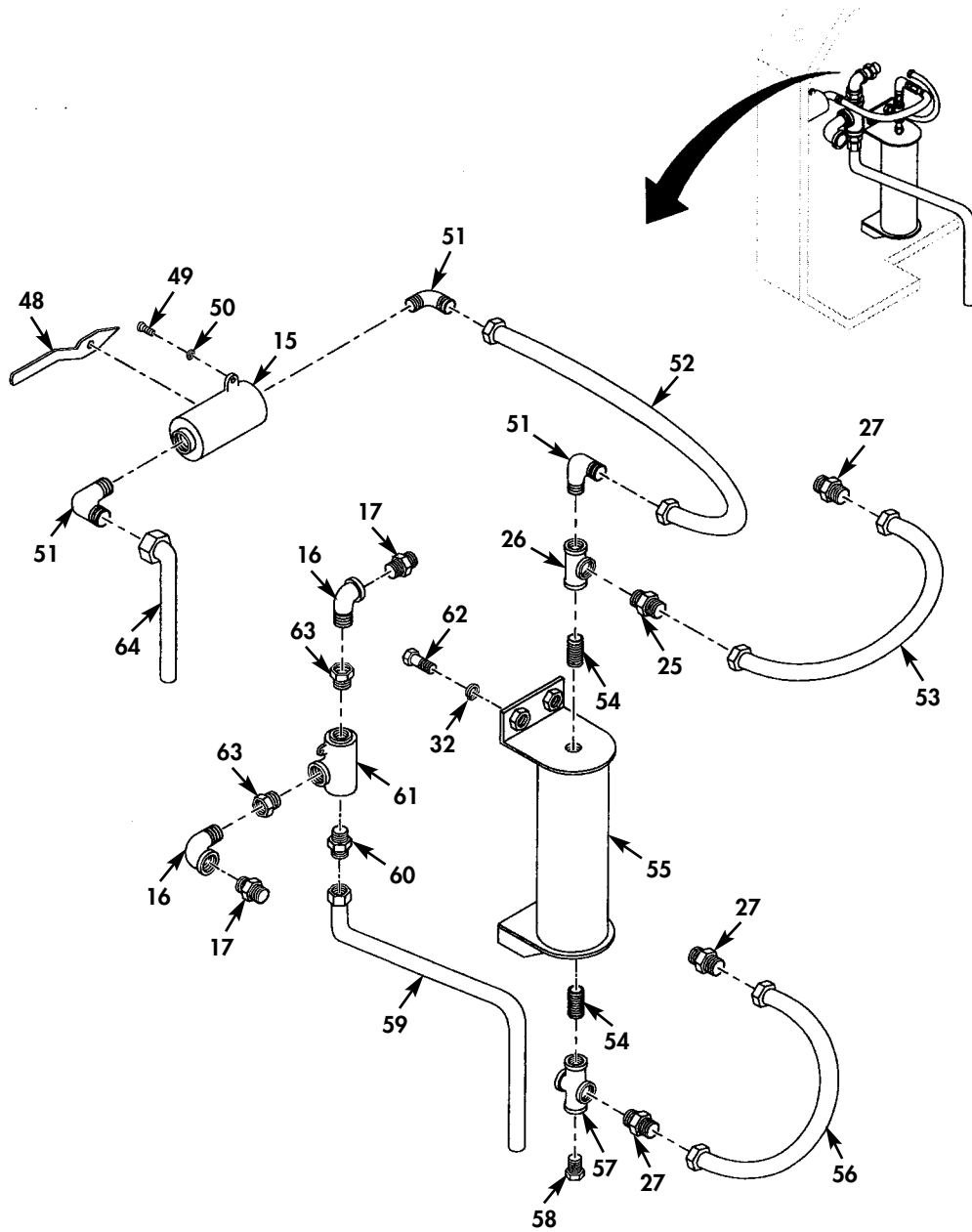


Figure 38. Fuel Additive Injection Assembly Control Panel (Sheet 5 of 7).

FUEL SYSTEM SUPPLY POINT (FSSP)
 REPAIR PARTS AND SPECIAL TOOLS LIST
 UNIT, DIRECT SUPPORT AND GENERAL SUPPORT MAINTENANCE
 120,000 GALLON SYSTEM MODEL M106 (FSP) NSN 4930-01-517-7009;
 300,000 GALLON SYSTEM MODEL M107 (FSS) NSN 4930-01-517-6981

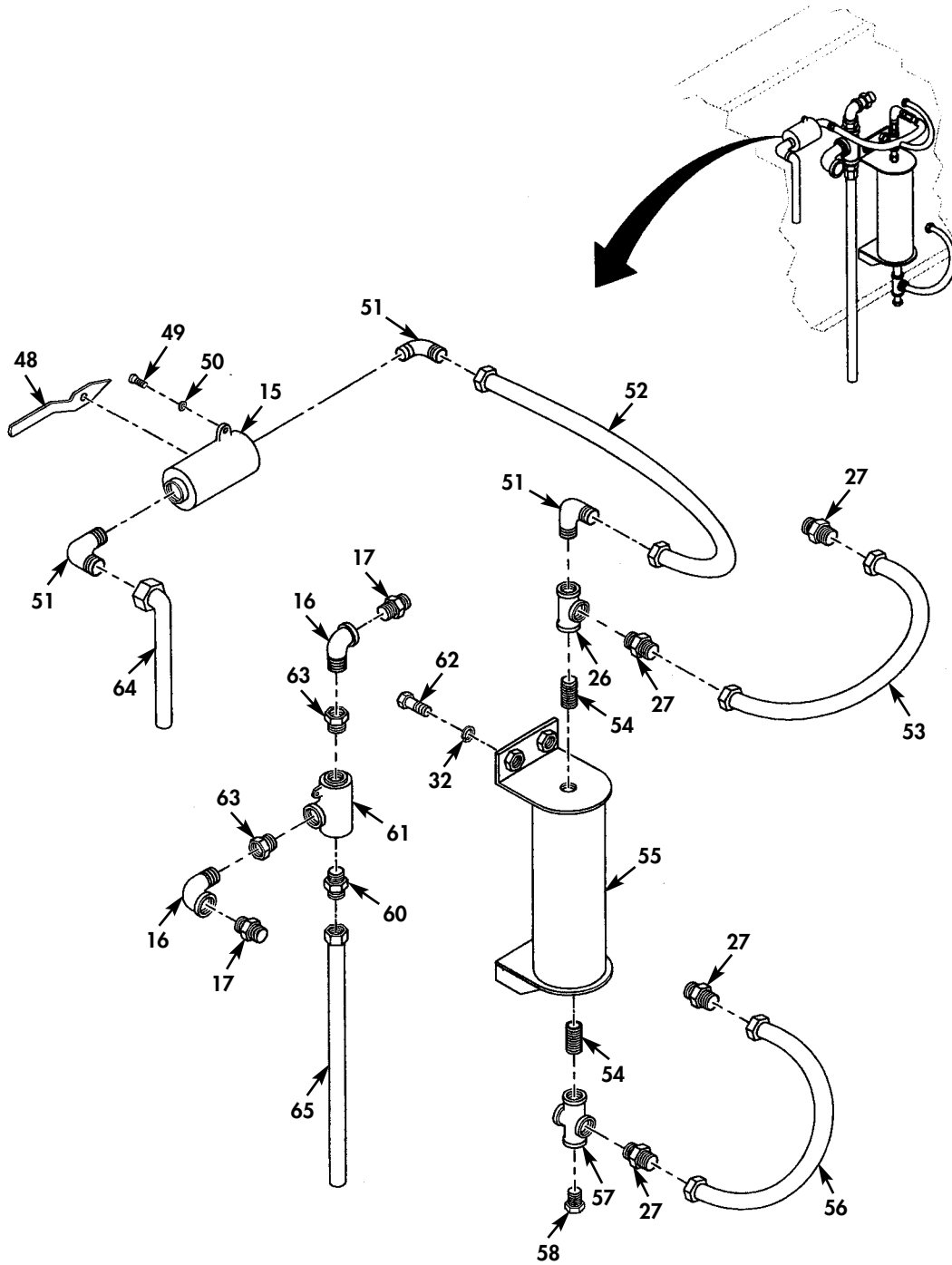


Figure 38. Fuel Additive Injection Assembly Control Panel (Sheet 6 of 7).

FUEL SYSTEM SUPPLY POINT (FSSP)
 REPAIR PARTS AND SPECIAL TOOLS LIST
 UNIT, DIRECT SUPPORT AND GENERAL SUPPORT MAINTENANCE
 120,000 GALLON SYSTEM MODEL M106 (FSP) NSN 4930-01-517-7009;
 300,000 GALLON SYSTEM MODEL M107 (FSS) NSN 4930-01-517-6981

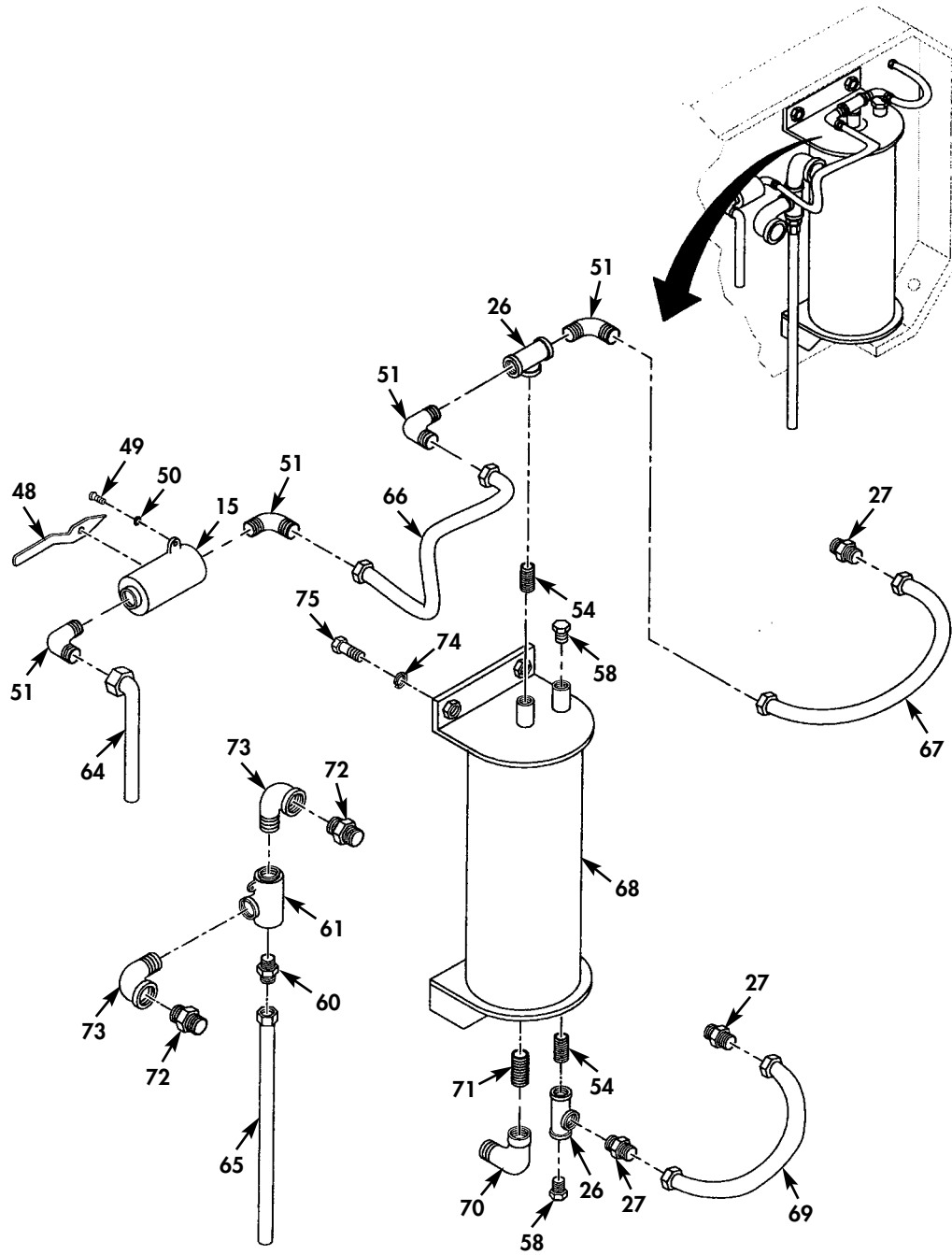


Figure 38. Fuel Additive Injection Assembly Control Panel (Sheet 7 of 7).

(1) ITEM NO	(2) SMR CODE	(3) NSN	(4) CAGEC	(5) PART NUMBER	(6) DESCRIPTION AND USABLE ON CODES (UOC)	(7) QTY
GROUP 0001 0038						
FIG. 38 FUEL ADDITIVE INJECTION ASSEMBLY CONTROL PANEL						
1	A0000		47186 102489		CONTROL PANEL.....	1
2	PAOZZ	5306015438023	47186 882865		.BOLT,MACHINE.....	4
3	PAOZZ	5310015439616	47186 882867		.WASHER,LOCK.....	12
4	PAOZZ	5340015434049	47186 882341		.MOUNT,RESILIENT,GEN.....	4
5	PAOZZ	5306015437898	47186 882349		.BOLT,MACHINE.....	8
6	PAOZZ	4730015438319	47186 101095		.ELBOW,PIPE TO TUBE.....	6
7	PAOZZ		47186 101685		.TUBE INSERT.....	6
8	PAOZZ	5331015439548	47186 101337		.O-RING.....	3
9	MOOZZ		47186 101379-1		.TUBING MAKE FROM CAGE 47186 P/N 101379. CUT TO LENGTH.....	3
10	PAOZZ	5310015437986	47186 881774		.NUT,PLAIN,HEXAGON.....	4
11	PAOZZ	5310015438637	47186 881259		.WASHER,LOCK.....	4
12	PAOZZ	4730015438549	47186 271353		.NIPPLE,TUBE.....	2
13	PAOZZ	5340015435594	47186 102473		.BRACKET,ANGLE.....	2
14	PAOZZ	5306015437914	47186 882335		.BOLT,U.....	2
15	PAOZZ	4820015438385	47186 101230		.VALVE,BALL.....	7
16	PAOZZ	4730015438366	47186 271125		.ELBOW,PIPE.....	9
17	PAOZZ	4730015438397	47186 882342		.ADAPTER,STRAIGHT,TU.....	6
18	PAOOO	6680015435777	47186 152011		.INDICATOR,SIGHT,LIQ.....	2
19	PAOZZ	5340015439138	47186 152074		..COVER,PROTECTIVE,DU.....	1
20	PAOZZ	5331013957686	47186 151002		..O-RING.....	2
21	PAOZZ	6680013837453	47186 151001		..GLASS,LIQUID SIGHT.....	1
22	PAOZZ	6680013960271	47186 152002		..PARTS KIT,SIGHT IND.....	1
23	PAOZZ	6680015435766	47186 152075		..HOUSING,INDICATOR.....	1
24	PAOZZ	4730015445274	47186 882339		.ADAPTER,STRAIGHT,PI.....	1

(1) ITEM NO	(2) SMR CODE	(3) NSN	(4) CAGEC	(5) PART NUMBER	(6) DESCRIPTION AND USABLE ON CODES (UOC)	(7) QTY
25	PAOZZ	4820015437906	47186	102463	. VALVE, CHECK.....	3
26	PAOZZ	4730015433933	47186	101023	. TEE, TUBE.....	8
27	PAOZZ	4730015435186	47186	101034	. ADAPTER, STRAIGHT, TU.....	14
28	PAOZZ	4710015439538	47186	102502	. TUBE AND FITTINGS, M.....	1
29	PAOZZ	4730015438435	47186	101069	. NIPPLE, PIPE.....	6
30	PAOZZ	4710015445285	47186	102501	. TUBE ASSEMBLY, METAL.....	1
31	PAOZZ	5310015435607	47186	881419	. NUT, PLAIN, HEXAGON.....	2
32	PAOZZ	5310015438726	47186	881417	. WASHER, LOCK.....	10
33	PAOZZ	4730015438463	47186	271097	. NIPPLE, TUBE.....	1
34	PAOZZ	5340015438330	47186	102472	. BRACKET, ANGLE.....	1
35	PAOZZ	5306015442774	47186	882336	. BOLT, U.....	1
36	PAOZZ	4820015436068	47186	101205	. VALVE, BALL.....	2
37	PAOOO	6680015435771	47186	152020	. INDICATOR, SIGHT, LIQ.....	1
38	PAOZZ	5340015438648	47186	152081	. . CAP, PROTECTIVE, DUST.....	1
39	PAOZZ	5331013957687	47186	151010	. . O-RING.....	2
40	PAOZZ	6680013960270	47186	151009	. . GLASS, LIQUID SIGHT.....	1
41	PAOZZ	4330015434591	47186	152025	. . FILTER ELEMENT, FLUI.....	1
42	PAOZZ	6680015483554	47186	152080	. . HOUSING, GAGE.....	1
43	PAOZZ	4730015438084	47186	271127	. ELBOW, TUBE.....	2
44	PAOZZ	4720015438354	47186	882344	. ADAPTER, STRAIGHT, TU.....	2
45	PAOZZ	4730015439525	47186	101091	. ELBOW, PIPE TO TUBE.....	1
46	PAOZZ	4730015437909	47186	271094	. NIPPLE, TUBE.....	3
47	PAOZZ	4730015437919	47186	271131	. TEE, TUBE.....	1
48	PAOZZ	4820015438399	47186	102285	. INDICATOR, VALVE OPE.....	6
49	PAOZZ	5305015434055	47186	881037	. SCREW, CAP, SOCKET HE.....	12
50	PAOZZ	5310015437939	47186	882949	. WASHER, LOCK.....	24
51	PAOZZ	4730015438642	47186	101068	. ELBOW, PIPE TO TUBE.....	10
52	PAOZZ	4710015438061	47186	102508	. TUBE AND FITTINGS, M.....	2

(1) ITEM NO	(2) SMR CODE	(3) NSN	(4) CAGEC	(5) PART NUMBER	(6) DESCRIPTION AND USABLE ON CODES (UOC)	(7) QTY
53	PAOZZ	4710015433964	47186	102507	.TUBE AND FITTINGS,M.....	2
54	PAOZZ	4730015438716	47186	101070	.NIPPLE,PIPE.....	6
55	PAOZZ	4320015439147	47186	102470	.RESERVOIR,HYDRAULIC.....	2
56	PAOZZ	4720015437893	47186	102506	.HOSE ASSEMBLY,NONME.....	2
57	PAOZZ	4730015438374	47186	101032	.CROSS,PIPE.....	2
58	PAOZZ	4730015435152	47186	151005	.PLUG,PIPE.....	4
59	PAOZZ	4710015438644	47186	102504	.TUBE ASSEMBLY,METAL.....	1
60	PAOZZ	4730015437905	47186	101284	.ADAPTER,STRAIGHT,PI.....	3
61	PAOZZ	4820015433953	47186	101180	.VALVE,3 WAY BALL 1/2 inch.....	3
62	PAOZZ	5306015435693	47186	883344	.BOLT,MACHINE.....	8
63	PAOZZ	4730015438451	47186	271112	.REDUCER,TUBE.....	4
64	PAOZZ	4710015436074	47186	102503	.TUBE AND FITTINGS,M.....	3
65	PAOZZ	4720015435227	47186	102505	.TUBING ASSEMBLY,NON.....	2
66	PAOZZ	4710015437858	47186	102509	.TUBE AND FITTINGS,M.....	1
67	PAOZZ	4710015436117	47186	102510	.TUBE AND FITTINGS,M.....	1
68	PAOZZ	4320015439379	47186	102469	.RESERVOIR,HYDRAULIC.....	1
69	PAOZZ	4710015433979	47186	102511	.TUBE AND FITTINGS,M.....	1
70	PAOZZ	4730015438702	47186	271123	.ELBOW,TUBE.....	1
71	PAOZZ	4730015437911	47186	271095	.NIPPLE,TUBE.....	1
72	PAOZZ	4730015436063	47186	882343	.ADAPTER,STRAIGHT,TU.....	2
73	PAOZZ	4730015437902	47186	2711126	.ELBOW,TUBE.....	2
74	PAOZZ	5310015437931	47186	881711	.WASHER,LOCK.....	4
75	PAOZZ	5306015435616	47186	883233	.BOLT,MACHINE.....	4

END OF FIGURE

FIELD REPAIR PARTS AND SPECIAL TOOLS LIST (RPSTL)

FUEL SYSTEM SUPPLY POINT (FSSP)
REPAIR PARTS AND SPECIAL TOOLS LIST
UNIT, DIRECT SUPPORT AND GENERAL SUPPORT MAINTENANCE
120,000 GALLON SYSTEM MODEL M106 (FSP) NSN 4930-01-517-7009;
300,000 GALLON SYSTEM MODEL M107 (FSS) NSN 4930-01-517-6981

1 — 2
thru
13

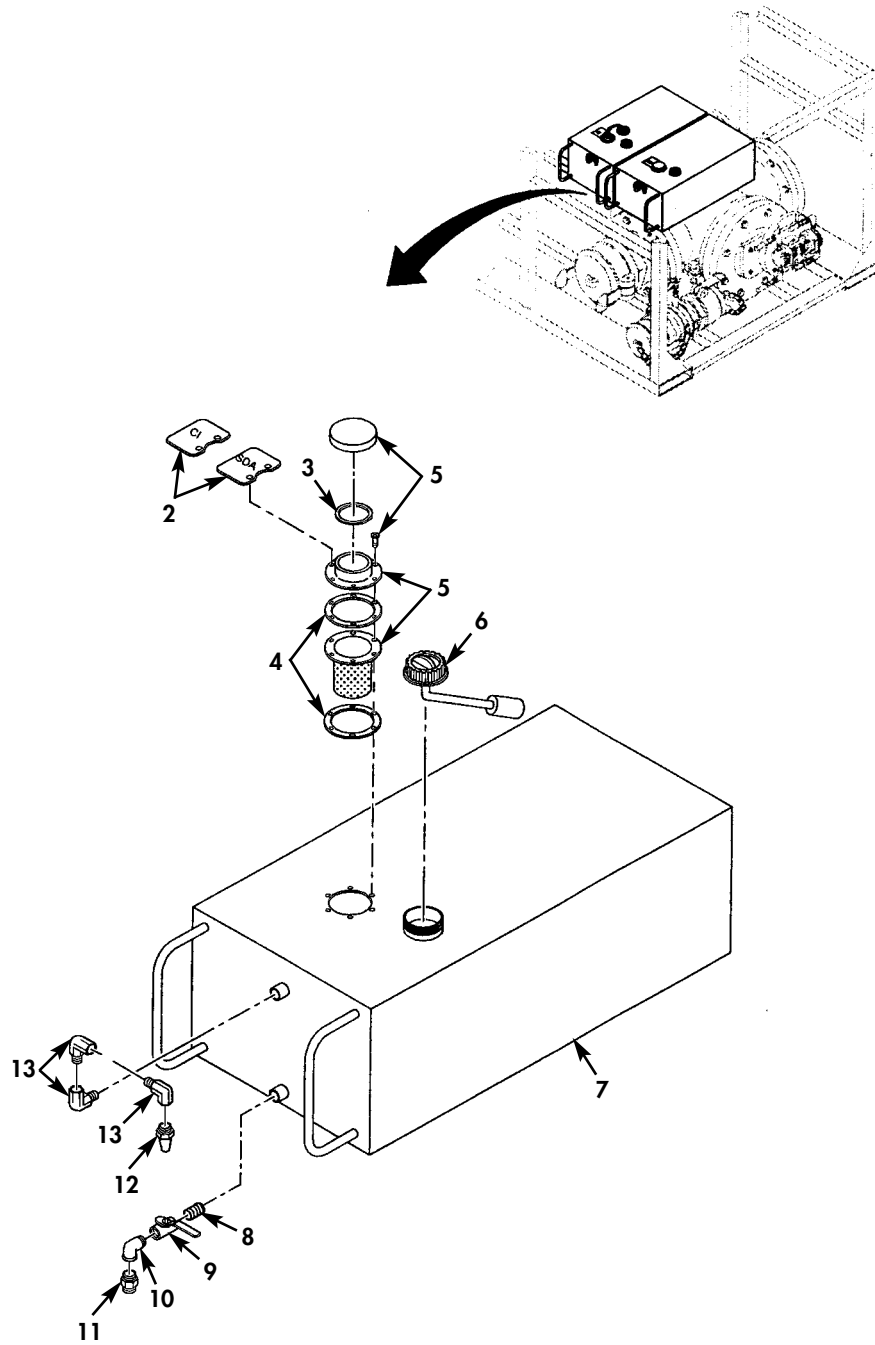


Figure 39. Fuel Additive Injection Assembly Tank Assembly.

(1) ITEM NO	(2) SMR CODE	(3) NSN	(4) CAGEC	(5) PART NUMBER	(6) DESCRIPTION AND USABLE ON CODES (UOC)	(7) QTY
GROUP 0001 0039						
FIG. 39 FUEL ADDITIVE INJECTION ASSEMBLY TANK ASSEMBLY						
1	PAOOO	4930014459228	47186	212013	TANK, FUEL ADDITIVE.....	2
2	PBOZZ	9905015444927	47186	882362	.TAG, INSTRUCTION OPTIONAL TANK TAG..	1
2	PBOZZ	9905015444933	47186	882373	.TAG, INSTRUCTION OPTIONAL TANK TAG..	1
3	PAOZZ	5330015435712	47186	102482	.GASKET.....	1
4	PAOZZ	5330015434621	47186	102460	.GASKET.....	2
5	PAOZZ	4730015434588	47186	700089	.FILLER, STRAINER.....	1
6	PAOZZ	6680015487172	47186	883189	.INDICATOR, LIQUID QU.....	1
7	PAOZZ	5430015439624	47186	102278	.TANK SECTION, FLUID.....	1
8	PAOZZ	4730015438435	47186	101069	.NIPPLE, PIPE.....	1
9	PAOZZ	4820015438385	47186	101230	.VALVE, BALL.....	1
10	PAOZZ	4730015438366	47186	271125	.ELBOW, PIPE.....	1
11	PAOZZ	4730015438397	47186	882342	.ADAPTER, STRAIGHT, TU.....	1
12	PAOZZ	4320015434601	47186	101749	.EJECTOR, JET.....	1
13	PAOZZ	4730015434583	47186	881714	.ELBOW, TUBE.....	3

END OF FIGURE

FIELD REPAIR PARTS AND SPECIAL TOOLS LIST (RPSTL)

FUEL SYSTEM SUPPLY POINT (FSSP)
REPAIR PARTS AND SPECIAL TOOLS LIST
UNIT, DIRECT SUPPORT AND GENERAL SUPPORT MAINTENANCE
120,000 GALLON SYSTEM MODEL M106 (FSP) NSN 4930-01-517-7009;
300,000 GALLON SYSTEM MODEL M107 (FSS) NSN 4930-01-517-6981

1 — 2 thru 9

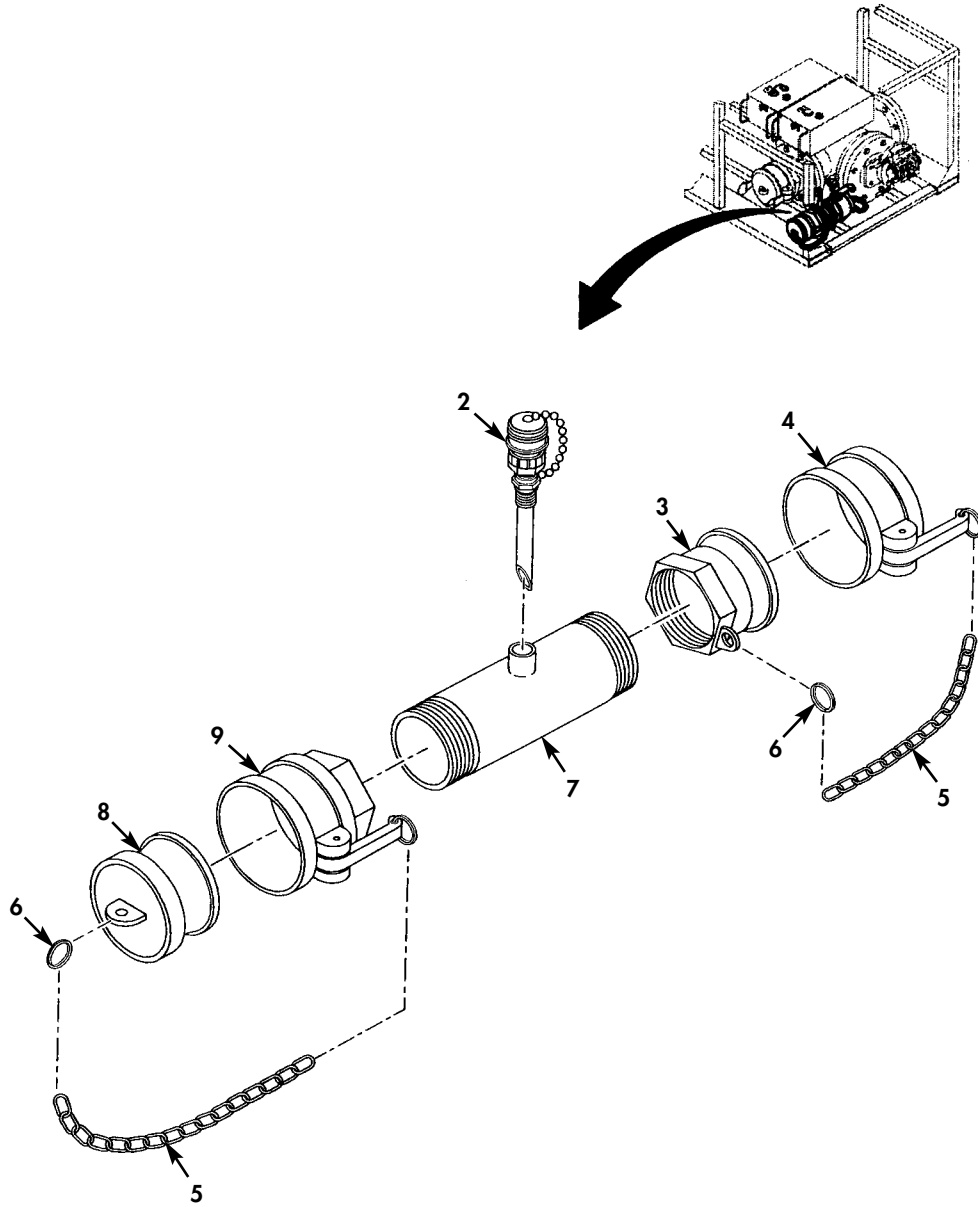


Figure 40. Fuel Additive Injection Assembly Sample Probe.

(1) ITEM NO	(2) SMR CODE	(3) NSN	(4) CAGEC	(5) PART NUMBER	(6) DESCRIPTION AND USABLE ON CODES (UOC)	(7) QTY
GROUP 0001 0040						
FIG. 40 FUEL ADDITIVE INJECTION ASSEMBLY SAMPLE PROBE						
1	PAOOO	4730015432389	47186	102491	COUPLING ASSEMBLY S.....	1
2	PAOZZ	6625015438458	47186	882374	.PROBE SUBASSEMBLY.....	1
3	PAOZZ	4730015437923	47186	881722	.COUPLING HALF,QUICK.....	1
4	PAOZZ	4730015438000	47186	881260	.CAP,QUICK DISCONNEC.....	1
5	PAOZZ	4010015434617	47186	881117	.CHAIN ASSEMBLY,SING.....	2
6	PAOZZ	5365015434026	47186	101833	.RING,CONNECTING,ROU.....	2
7	PAOZZ	2910015435241	47186	882399	.HOUSING,FUEL CONTRO.....	1
8	PAOZZ	4730015434610	47186	881725	.PLUG,QUICK DISCONN.....	1
9	PAOZZ	4730015433916	47186	881724	.COUPLING HALF,QUICK.....	1

END OF FIGURE

FIELD REPAIR PARTS AND SPECIAL TOOLS LIST (RPSTL)

FUEL SYSTEM SUPPLY POINT (FSSP)
 REPAIR PARTS AND SPECIAL TOOLS LIST
 UNIT, DIRECT SUPPORT AND GENERAL SUPPORT MAINTENANCE
 120,000 GALLON SYSTEM MODEL M106 (FSP) NSN 4930-01-517-7009;
 300,000 GALLON SYSTEM MODEL M107 (FSS) NSN 4930-01-517-6981

1 — 2
 thru
 17

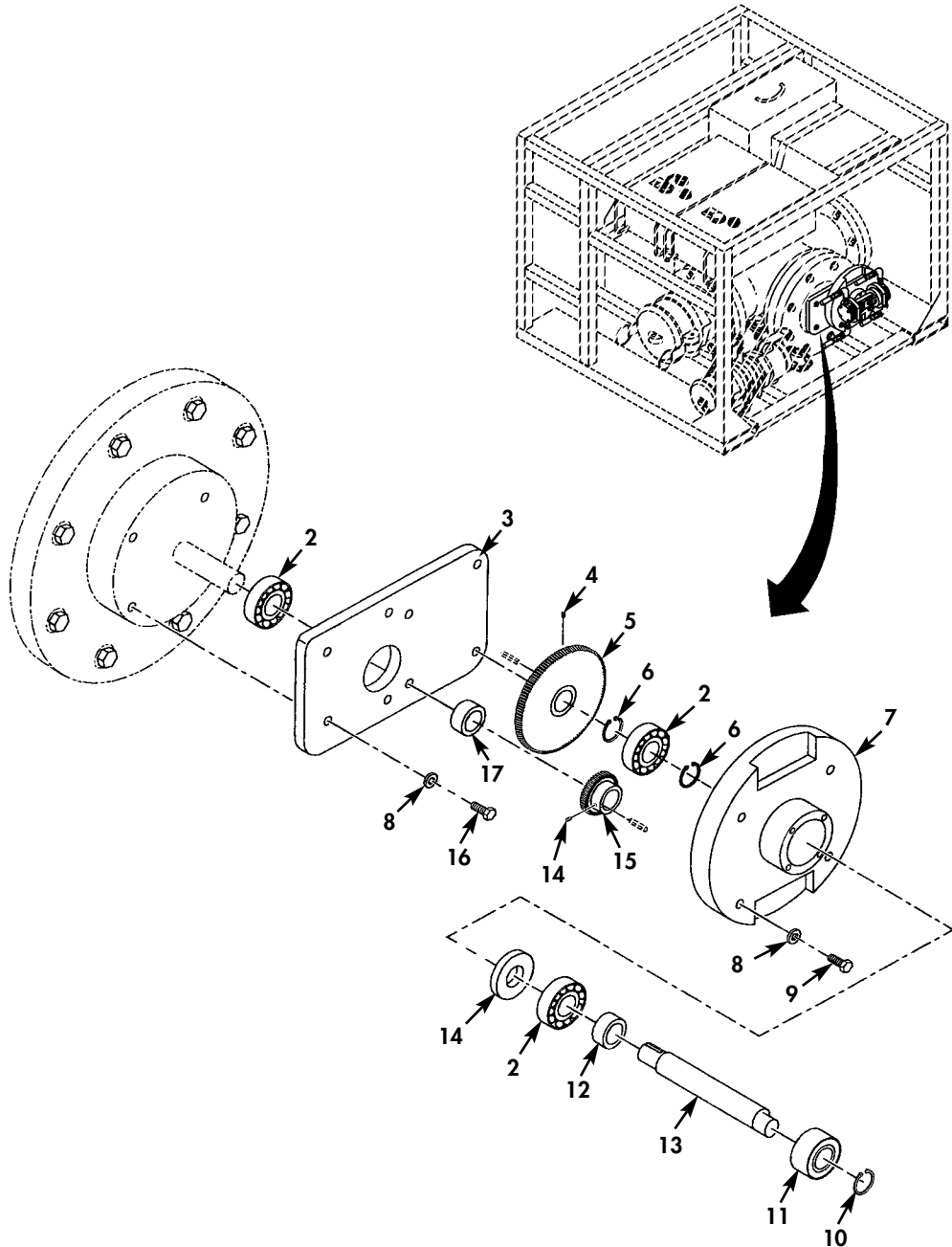


Figure 41. Fuel Additive Injection Assembly Gear Reducer.

(1) ITEM NO	(2) SMR CODE	(3) NSN	(4) CAGEC	(5) PART NUMBER	(6) DESCRIPTION AND USABLE ON CODES (UOC)	(7) QTY
GROUP 0001 0041						
FIG. 41 FUEL ADDITIVE INJECTION ASSEMBLY GEAR REDUCER						
1	PAFFZ	3010015440059	47186	883745	GEAR ASSEMBLY, SPEED.....	1
2	PAFZZ	3130015437263	47186	881120	. BEARING UNIT, BALL.....	3
3	PAFZZ	5340015439172	47186	184047	. PLATE, MOUNTING.....	1
4	PAFZZ	5305015434570	47186	881673	. SETSCREW.....	2
5	PAFZZ	3020015433531	47186	190012	. GEAR, DRIVE MOTION.....	1
6	PAFZZ	5325015437921	47186	881119	. RING, RETAINING.....	2
7	PAFZZ	3040015432655	47186	184048	. HOUSING, MECHANICAL.....	1
8	PAFZZ	5310015434580	47186	881083	. WASHER, LOCK.....	8
9	PAFZZ	5306015438042	47186	881318	. BOLT, MACHINE.....	4
10	PAFZZ	5325015434603	47186	101045	. RING, RETAINING.....	1
11	PAFZZ	3110015435516	47186	881157	. BEARING, BALL, LINEAR.....	1
12	PAFZZ	5365015434059	47186	881630	. SPACER, RING.....	1
13	PAFZZ	3040015442290	47186	212048	. SHAFT, SHOULDERED.....	1
14	PAFZZ	5330015438036	47186	881024	. SEAL, PLAIN.....	1
15	PAFZZ	3020015438698	47186	190011	. GEAR, DRIVE MOTION.....	1
16	PAFZZ	5306015437889	47186	881084	. BOLT, MACHINE.....	4
17	PAFZZ	5365015434577	47186	881670	. SPACER, SLEEVE.....	1

END OF FIGURE

FIELD REPAIR PARTS AND SPECIAL TOOLS LIST (RPSTL)

FUEL SYSTEM SUPPLY POINT (FSSP)
 REPAIR PARTS AND SPECIAL TOOLS LIST
 UNIT, DIRECT SUPPORT AND GENERAL SUPPORT MAINTENANCE
 120,000 GALLON SYSTEM MODEL M106 (FSP) NSN 4930-01-517-7009;
 300,000 GALLON SYSTEM MODEL M107 (FSS) NSN 4930-01-517-6981

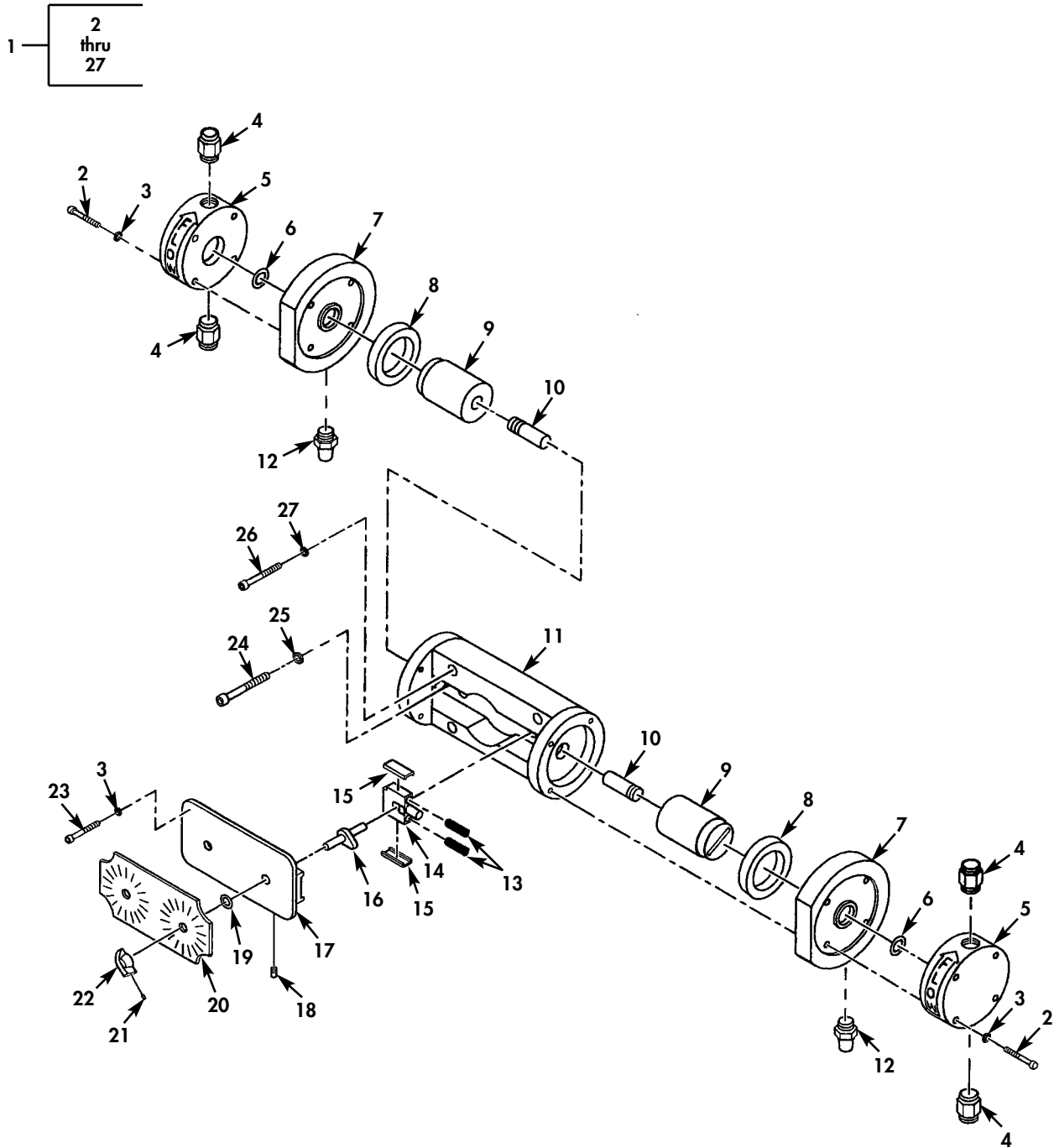


Figure 42. Fuel Additive Injection CI-SDA Pump Assembly.

(1) ITEM NO	(2) SMR CODE	(3) NSN	(4) CAGEC	(5) PART NUMBER	(6) DESCRIPTION AND USABLE ON CODES (UOC)	(7) QTY
GROUP 0001 0042						
FIG. 42 FUEL ADDITIVE INJECTION CI-SDA PUMP ASSEMBLY						
1	PAFFZ	4320015438415	47186	1P7-1P7 SS	PUMP UNIT, RECIPROCA.....	1
2	PAFZZ	5306015434001	47186	881317	.BOLT, SHOULDER.....	8
3	PAFZZ	5310015437939	47186	882949	.WASHER, LOCK.....	12
4	PAFZZ	4820015437906	47186	102463	.VALVE, CHECK.....	4
5	PAFZZ	4320015438661	47186	102193	.HEAD, HYDRAULIC MOTO.....	2
6	PAFZZ	5331015437885	47186	101490	.O-RING.....	2
7	PAFZZ	5340015435724	47186	102474	.PLATE, RETAINING, SEA.....	2
8	PAFZZ	5330015437947	47186	881765	.SEAL, PLAIN ENCASED.....	2
9	PAFZZ		47186	102192	.PLUNGER.....	2
10	PAFZZ	5305015435717	47186	881045	.SETSCREW.....	2
11	PAFZZ	4320015439542	47186	101774	.HOUSING, LIQUID PUMP.....	1
12	PAFZZ	4320015434601	47186	101749	.EJECTOR, JET.....	2
13	PAFZZ	5360015438045	47186	101007	.SPRING, HELICAL, COMP.....	4
14	PAFZZ	4810015437870	47186	282042	.VALVE, FLOW CONTROL.....	2
15	PAFZZ	3120015434568	47186	101152	.BEARING, PLAIN, TRACK.....	4
16	PAFZZ	3040015435014	47186	282043	.CAM ASSEMBLY, CONTRO.....	2
17	PAFZZ	4320015433992	47186	101659	.PLATE, CAM, PUMP.....	1
18	PAFZZ	5305015438010	47186	883578	.SETSCREW.....	2
19	PAFZZ	5331015439637	47186	102480	.O-RING.....	2
20	PAFZZ	9905015444919	47186	101670	.PLATE, INDICATOR DET.....	1
21	PAFZZ	5305015434012	47186	101615	.SETSCREW.....	2
22	PAFZZ	5306015439627	47186	101612	.BOLT, MACHINE.....	2
23	PAFZZ	5306015438662	47186	881089	.BOLT, MACHINE.....	4
24	PAFZZ	5306015438031	47186	883863	.BOLT, MACHINE.....	2

(1) ITEM NO	(2) SMR CODE	(3) NSN	(4) CAGEC	(5) PART NUMBER	(6) DESCRIPTION AND USABLE ON CODES (UOC)	(7) QTY
25	PAFZZ	5310015437927	47186	882352	.WASHER, LOCK.....	2
26	PAFZZ	5306015438043	47186	881301	.BOLT, MACHINE.....	4
27	PAFZZ	5310015435734	47186	101038	.WASHER, LOCK.....	4

END OF FIGURE

FIELD REPAIR PARTS AND SPECIAL TOOLS LIST (RPSTL)

FUEL SYSTEM SUPPLY POINT (FSSP)
REPAIR PARTS AND SPECIAL TOOLS LIST
UNIT, DIRECT SUPPORT AND GENERAL SUPPORT MAINTENANCE
120,000 GALLON SYSTEM MODEL M106 (FSP) NSN 4930-01-517-7009;
300,000 GALLON SYSTEM MODEL M107 (FSS) NSN 4930-01-517-6981

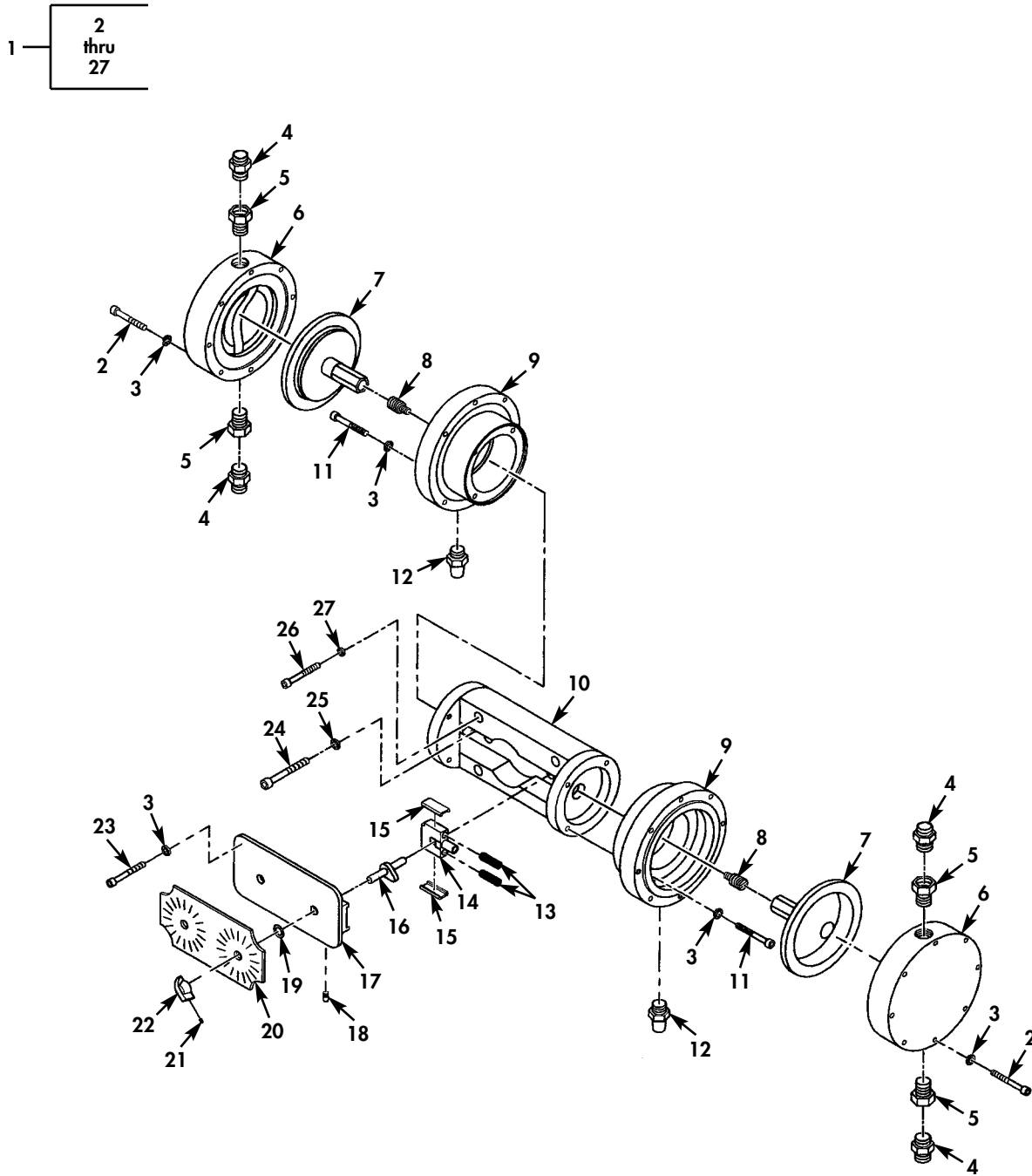


Figure 43. Fuel Additive Injection FSII Pump Assembly.

(1) ITEM NO	(2) SMR CODE	(3) NSN	(4) CAGEC	(5) PART NUMBER	(6) DESCRIPTION AND USABLE ON CODES (UOC)	(7) QTY
GROUP 0001 0043						
FIG. 43 FUEL ADDITIVE INJECTION FSII PUMP ASSEMBLY						
1	PAFFZ	4320015437877	47186	2L SS	PUMP SUBASSEMBLY, RO.....	1
2	PAFZZ	5306015437366	47186	881247	.BOLT, SHOULDER.....	16
3	PAFZZ	5310015437939	47186	882949	.WASHER, LOCK.....	28
4	PAFZZ	4820015437906	47186	102463	.VALVE, CHECK.....	4
5	PAFZZ	4730015438664	47186	271111	.ADAPTER BUSHING.....	4
6	PAFZZ	4320015434564	47186	282001	.HEAD, HYDRAULIC MOTO.....	2
7	PAFZZ	4320013961905	47186	282004	.PISTON, HYDRAULIC MO.....	2
8	PAFZZ	5307015434018	47186	282005	.STUD, STEPPED.....	2
9	PAFZZ	5330015439656	47186	282016	.RETAINER, PACKING.....	2
10	PAFZZ	4320015439542	47186	101774	.HOUSING, LIQUID PUMP.....	1
11	PAFZZ	5306015437881	47186	881545	.BOLT, SHOULDER.....	8
12	PAFZZ	4320015434601	47186	101749	.EJECTOR, JET.....	2
13	PAFZZ	5360015438045	47186	101007	.SPRING, HELICAL, COMP.....	4
14	PAFZZ	4810015437870	47186	282042	.VALVE, FLOW CONTROL.....	2
15	PAFZZ	3120015434568	47186	101152	.BEARING, PLAIN, TRACK.....	4
16	PAFZZ	3040015435014	47186	282043	.CAM ASSEMBLY, CONTRO.....	2
17	PAFZZ	4320015433992	47186	101659	.PLATE, CAM, PUMP.....	1
18	PAFZZ	5305015438010	47186	883578	.SETSCREW.....	2
19	PAFZZ	5331015439637	47186	102480	.O-RING.....	2
20	PAFZZ	9905015444919	47186	101670	.PLATE, INDICATOR DET.....	1
21	PAFZZ	5305015434012	47186	101615	.SETSCREW.....	2
22	PAFZZ	5306015439627	47186	101612	.BOLT, MACHINE.....	2
23	PAFZZ	5306015434562	47186	881126	.BOLT, MACHINE.....	4
24	PAFZZ	5306015438031	47186	883863	.BOLT, MACHINE.....	2

(1) ITEM NO	(2) SMR CODE	(3) NSN	(4) CAGEC	(5) PART NUMBER	(6) DESCRIPTION AND USABLE ON CODES (UOC)	(7) QTY
25	PAFZZ	5310015437927	47186	882352	.WASHER, LOCK.....	2
26	PAFZZ	5306015438043	47186	881301	.BOLT, MACHINE.....	4
27	PAFZZ	5310015435734	47186	101038	.WASHER, LOCK.....	4

END OF FIGURE

FIELD REPAIR PARTS AND SPECIAL TOOLS LIST (RPSTL)

FUEL SYSTEM SUPPLY POINT (FSSP)
REPAIR PARTS AND SPECIAL TOOLS LIST
UNIT, DIRECT SUPPORT AND GENERAL SUPPORT MAINTENANCE
120,000 GALLON SYSTEM MODEL M106 (FSP) NSN 4930-01-517-7009;
300,000 GALLON SYSTEM MODEL M107 (FSS) NSN 4930-01-517-6981

1 — 2
thru
9

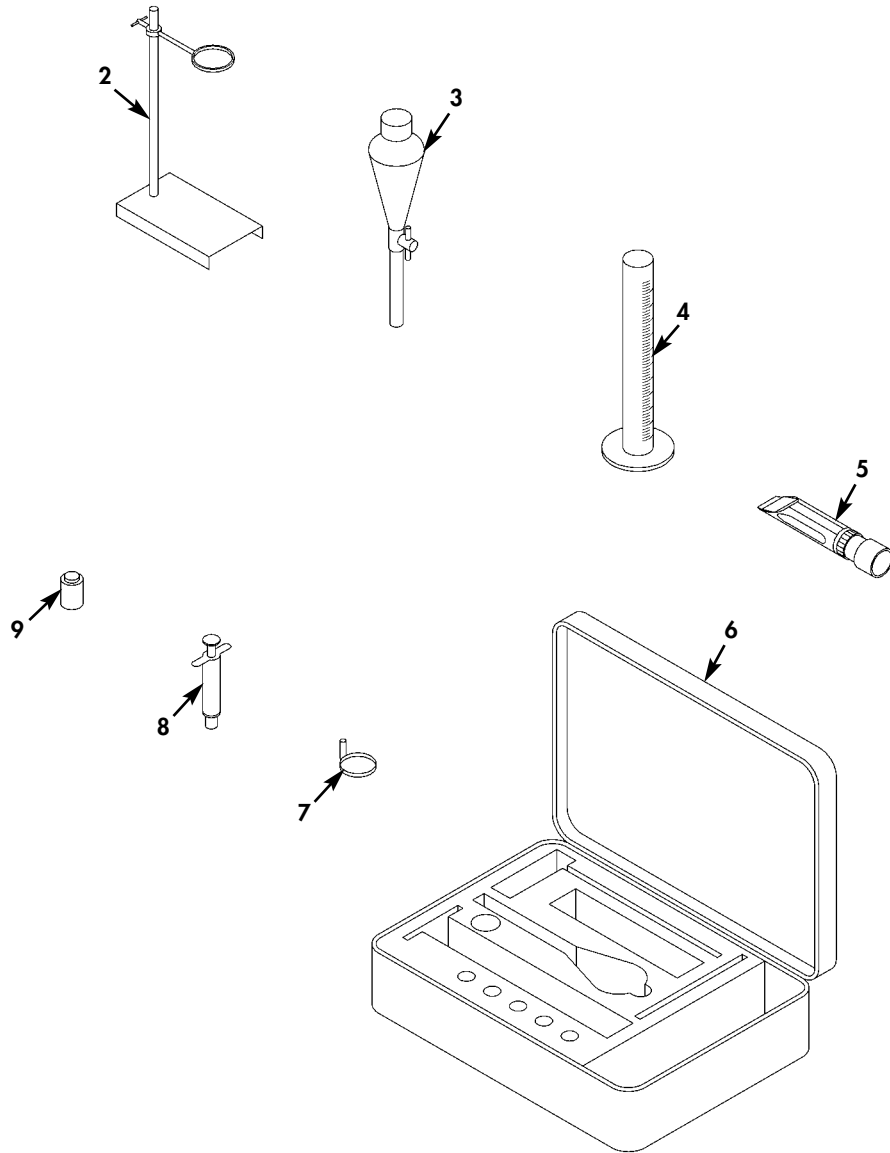


Figure 44. Fuel Additive Injection Assembly FSII Sample Test Kit.

(1) ITEM NO	(2) SMR CODE	(3) NSN	(4) CAGEC	(5) PART NUMBER	(6) DESCRIPTION AND USABLE ON CODES (UOC)	(7) QTY
GROUP 0001 0044						
FIG. 44 FUEL ADDITIVE INJECTION ASSEMBLY FSII SAMPLE TEST KIT						
1	PAOOO	3835015437977	47186	882378	FUEL SAMPLING ASSEM.....	1
2	PAOZZ	5340015435740	47186	HB-S-1	.BASE, STAND.....	1
3	PAOZZ	6640012376125	62935	HB-F1	.FUNNEL, SEPARATORY.....	1
4	PAOZZ	6640012380357	62935	HB-G-1	.CYLINDER, GRADUATED.....	1
5	PAOZZ	6650012295751	32218	SC-B/2-B1	.REFRACTOMETER.....	1
6	PAOZZ	6680015441301	47186	HB-P-CA	.CASE, PETROLEUM TEST.....	1
7	PAOZZ	6640012366956	32218	SC-B/2-D1	.DISH, ALUMINUM FOIL.....	1
8	PAOZZ	6640015320303	62935	HB-P-1	.PIPET, PISTON STYLE.....	1
9	PAOZZ	6640013792178	32218	SC-HB-B-1	.BOTTLE.....	1

END OF FIGURE

FIELD REPAIR PARTS AND SPECIAL TOOLS LIST (RPSTL)

FUEL SYSTEM SUPPLY POINT (FSSP)
 REPAIR PARTS AND SPECIAL TOOLS LIST
 UNIT, DIRECT SUPPORT AND GENERAL SUPPORT MAINTENANCE
 120,000 GALLON SYSTEM MODEL M106 (FSP) NSN 4930-01-517-7009;
 300,000 GALLON SYSTEM MODEL M107 (FSS) NSN 4930-01-517-6981

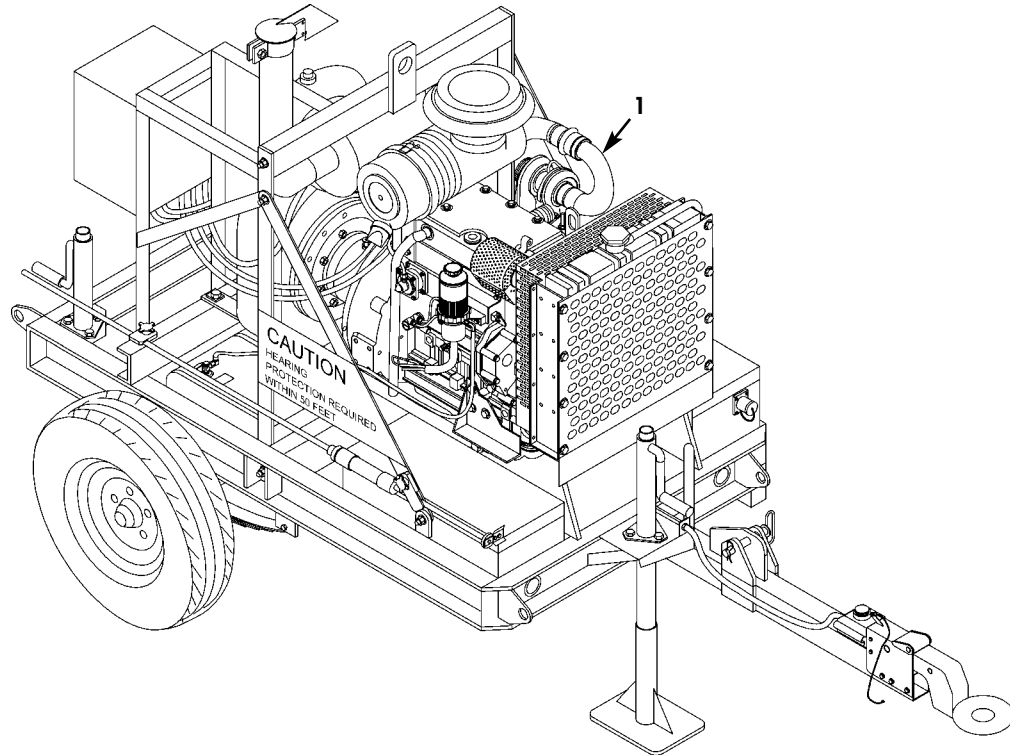


Figure 45. Pumping Assembly.

(1) ITEM NO	(2) SMR CODE	(3) NSN	(4) CAGEC	(5) PART NUMBER	(6) DESCRIPTION AND USABLE ON CODES (UOC)	(7) QTY
					GROUP 0001 0045	
					FIG. 45 PUMPING ASSEMBLY	
1	PDOHH	4320015244467	90598	78100-100	PUMPING ASSEMBLY, F.....	2

END OF FIGURE

FIELD REPAIR PARTS AND SPECIAL TOOLS LIST (RPSTL)

FUEL SYSTEM SUPPLY POINT (FSSP)
REPAIR PARTS AND SPECIAL TOOLS LIST
UNIT, DIRECT SUPPORT AND GENERAL SUPPORT MAINTENANCE
120,000 GALLON SYSTEM MODEL M106 (FSP) NSN 4930-01-517-7009;
300,000 GALLON SYSTEM MODEL M107 (FSS) NSN 4930-01-517-6981

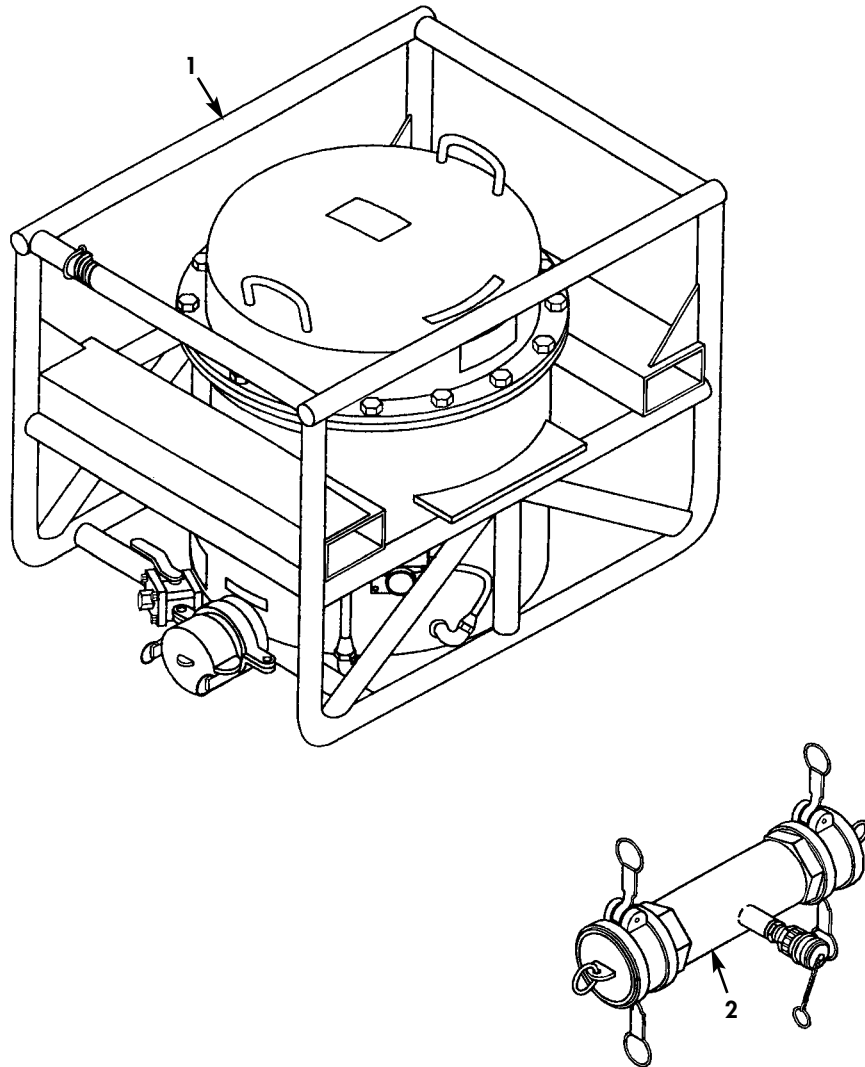
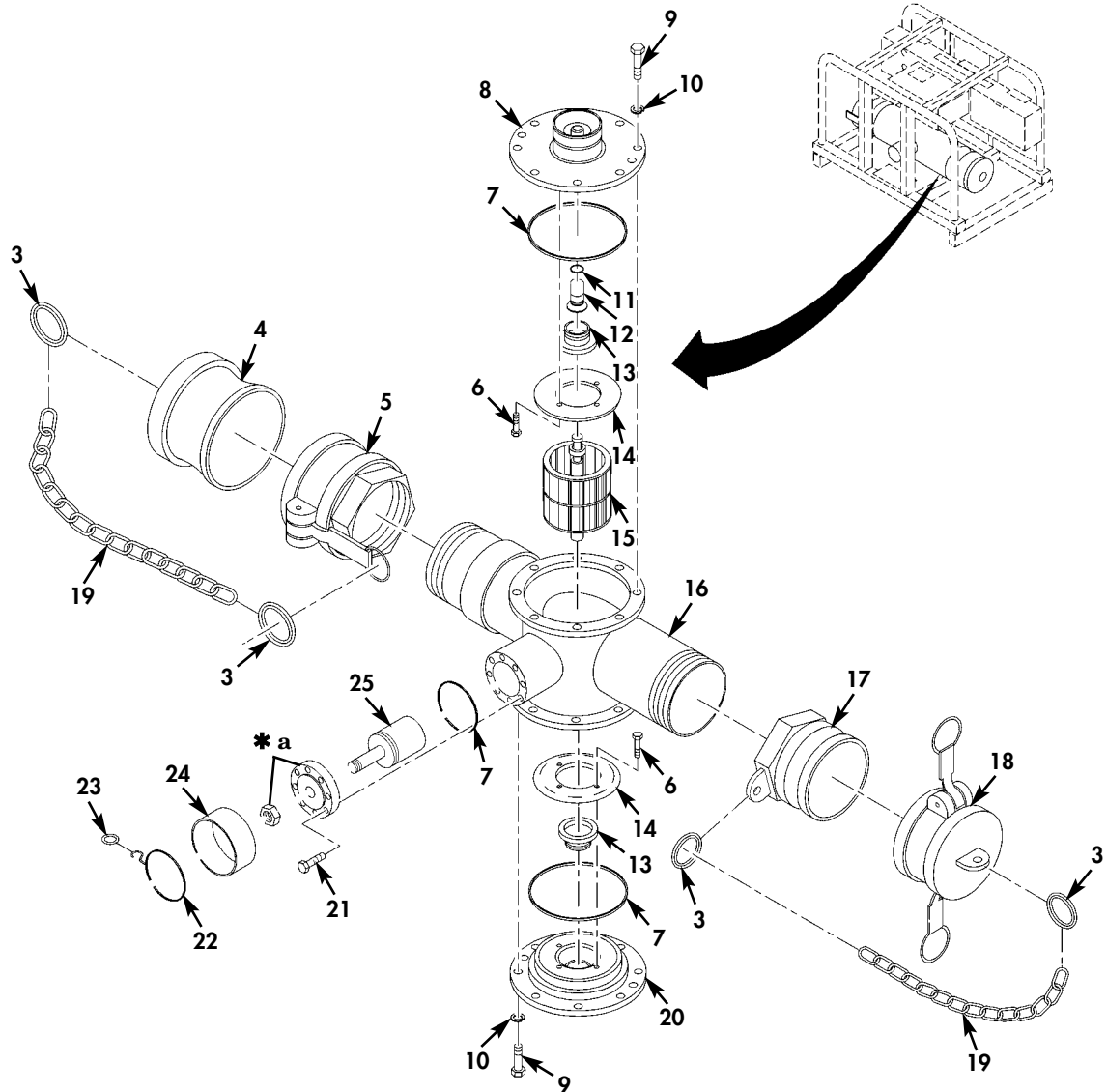
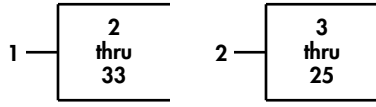


Figure 46. Filter Separator.

(1) ITEM NO	(2) SMR CODE	(3) NSN	(4) CAGEC	(5) PART NUMBER	(6) DESCRIPTION AND USABLE ON CODES (UOC)	(7) QTY
					GROUP 0001 0046	
					FIG. 46 FILTER SEPARATOR	
1	PAOFF	4930015436137	0BUN9	MEFS18V350M	FILTER-SEPARATOR, LI.....	1
2	PAOOO		0BUN9	300597	ADAPTER, WATER DETEC.....	1

END OF FIGURE

FUEL SYSTEM SUPPLY POINT (FSSP)
 REPAIR PARTS AND SPECIAL TOOLS LIST
 UNIT, DIRECT SUPPORT AND GENERAL SUPPORT MAINTENANCE
 120,000 GALLON SYSTEM MODEL M106 (FSP) NSN 4930-01-517-7009;
 300,000 GALLON SYSTEM MODEL M107 (FSS) NSN 4930-01-517-6981



* a PART OF ITEM 25

Figure 47. Flowmeter Assembly (Sheet 1 of 2).

FUEL SYSTEM SUPPLY POINT (FSSP)
 REPAIR PARTS AND SPECIAL TOOLS LIST
 UNIT, DIRECT SUPPORT AND GENERAL SUPPORT MAINTENANCE
 120,000 GALLON SYSTEM MODEL M106 (FSP) NSN 4930-01-517-7009;
 300,000 GALLON SYSTEM MODEL M107 (FSS) NSN 4930-01-517-6981

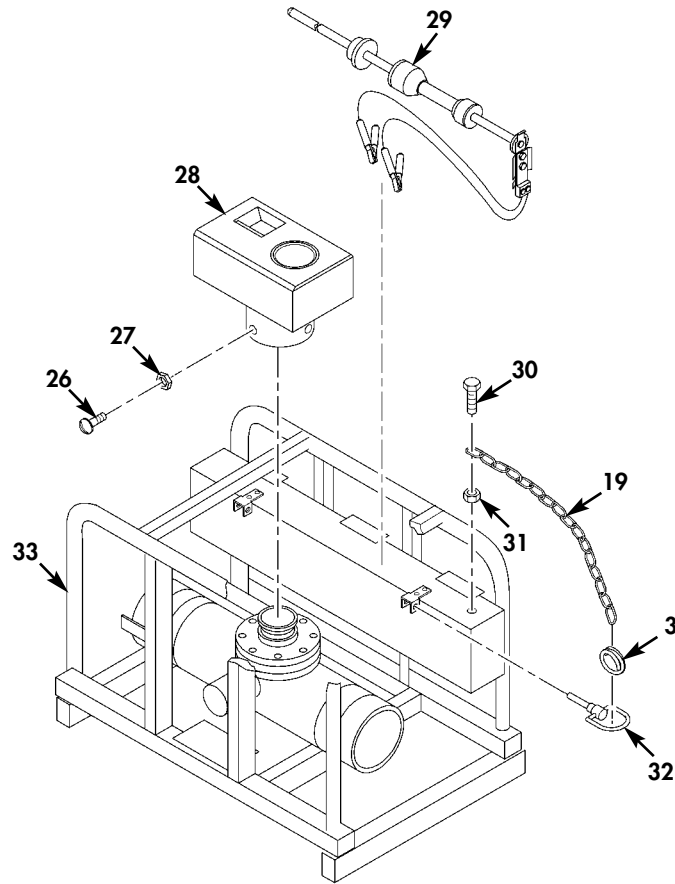


Figure 47. Flowmeter Assembly (Sheet 2 of 2).

(1) ITEM NO	(2) SMR CODE	(3) NSN	(4) CAGEC	(5) PART NUMBER	(6) DESCRIPTION AND USABLE ON CODES (UOC)	(7) QTY
GROUP 0001 0047						
FIG. 47 FLOWMETER ASSEMBLY						
1	PAOHH	6680015351025	44674	D02021-004	METER, IMPELLER TYPE.....	2
2	PAOHZ		44674	LD01415-020	. HOUSING, METER, LIQUI.....	1
3	PAOZZ	5365015442152	44674	0008561-001	. RING, CONNECTING, ROU.....	4
4	PAOZZ	4730015436553	44674	0008349-403	.. PLUG, QUICK DISCONNE.....	1
5	PAOZZ	4730015439549	44674	0008349-402	.. COUPLING HALF, QUICK.....	1
6	PAHZZ		44674	PENDING ITEM #6	.. SCR, MPH#6-32 UNC .50 LONG.....	8
7	PAHZZ	5330015446735	44674	LA01527-104	.. SEAL, PLAIN.....	1
8	PAHZZ	4320015440673	44674	LC01321-109	.. COVER, HYDRAULIC, PUM.....	1
9	PAHZZ	5305015434067	44674	A01545-413	.. SCREW, CAP, HEXAGON H.....	12
10	PAHZZ	5310015436560	44674	A01544-048	.. WASHER, LOCK.....	12
11	PAHZZ		44674	PENDING ITEM #11	.. O-RING 1.06X.94X.06.....	1
12	PAHZZ		44674	PENDING ITEM #12	.. DIAPHRAGM, FLOWMETER.....	1
13	PAHZZ	3120015442526	44674	KB01324-007	.. PARTS KIT, BEARING R.....	1
14	PAHZZ		44674	PENDING ITEM #14	.. THROTTLE PLATE SPAC.....	V
15	PAHZZ	6680015439080	44674	LC01334-519	.. INDICATOR SUBASSEMB.....	1
16	PAHZZ	4730015434954	44674	LD01414-013	.. TEE, PIPE.....	1
17	PAOZZ	4730015435572	44674	0008349-401	.. COUPLING HALF, QUICK.....	1
18	PAOZZ		44674	0008349-404	.. CAP, PROTECTIVE, DUST.....	1
19	PAOZZ	4010015484443	44674	A01528-001	. CHAIN, WELDED.....	4
20	PAHZZ	4320015435544	44674	LC01322-109	.. COVER, HYDRAULIC, PUM.....	1
21	PAHZZ	5305015436150	44674	251938-505	.. SCREW, CAP, SOCKET HE.....	8
22	PAHZZ	9505015441307	44674	403796-020	.. WIRE, NONELECTRICAL.....	8
23	PAHZZ	5340015433963	44674	A01135-000	.. SEAL, ANTIPIILFERAGE.....	1
24	PAHZZ	5340015436031	44674	A01340-009	.. COVER, ACCESS.....	1

(1) ITEM NO	(2) SMR CODE	(3) NSN	(4) CAGEC	(5) PART NUMBER	(6) DESCRIPTION AND USABLE ON CODES (UOC)	(7) QTY
25	PAHZZ	5340015437000	44674	LB01410-009	. . BUTTON, PLUG.....	1
26	PAOZZ	5305015479875	44674	A01545-415	. SCREW, CAP, HEXAGON H.....	4
27	PAOZZ	5310015441282	44674	A01543-086	. WASHER, LOCK.....	4
28	PAOZZ	6210015443280	44674	LD03137-075	. READOUT, INCANDESCEN.....	1
29	PAOZZ		44674	LA02031-001	. GROUND ANCHOR, KIT.....	1
30	PAOZZ	5305015441298	44674	0000113-251	. SCREW, MACHINE.....	2
31	PAOZZ	5310015480883	44674	403740-705	. NUT, PLAIN, HEXAGON.....	2
32	PAOZZ	5315015441314	44674	A01529-002	. PIN, QUICK RELEASE.....	2
33	PAOZZ	5340015436162	44674	LD02020-004	. BASE, STAND.....	1

END OF FIGURE

FIELD REPAIR PARTS AND SPECIAL TOOLS LIST (RPSTL)

FUEL SYSTEM SUPPLY POINT (FSSP)
REPAIR PARTS AND SPECIAL TOOLS LIST
UNIT, DIRECT SUPPORT AND GENERAL SUPPORT MAINTENANCE
120,000 GALLON SYSTEM MODEL M106 (FSP) NSN 4930-01-517-7009;
300,000 GALLON SYSTEM MODEL M107 (FSS) NSN 4930-01-517-6981

1 — 2
thru
14

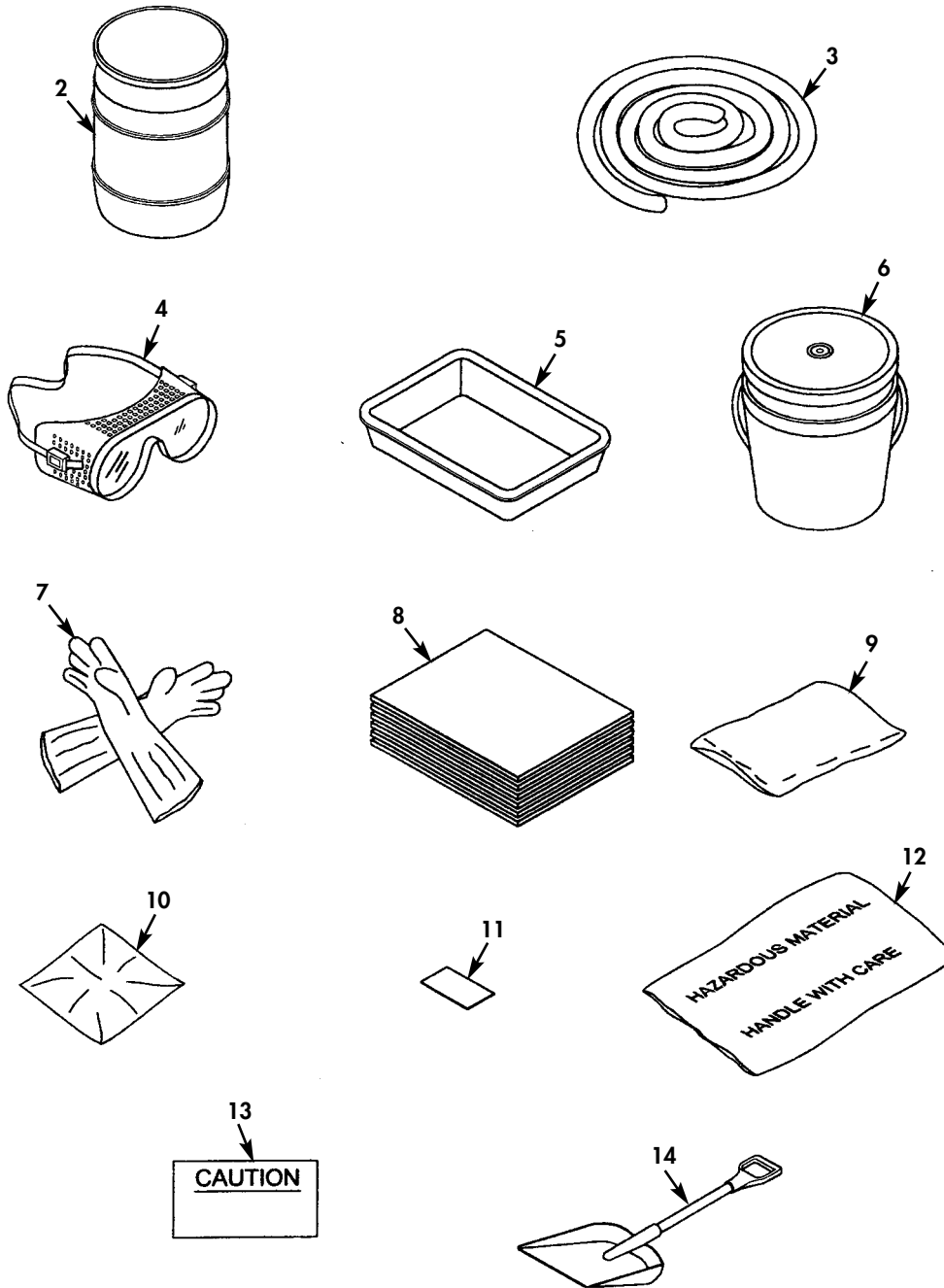


Figure 48. Fuel Spill Control Kit.

(1) ITEM NO	(2) SMR CODE	(3) NSN	(4) CAGEC	(5) PART NUMBER	(6) DESCRIPTION AND USABLE ON CODES (UOC)	(7) QTY
GROUP 0001 0048						
FIG. 48 FUEL SPILL CONTROL KIT						
1	PAOOO	4235015428174	0N5W4	59359TYII	SPILL CONTAINMENT K.....	2
2	PAOZZ	8110015428184	0N5W4	POLY55	.DRUM, SHIPPING AND S.....	2
3	PAOZZ		0N5W4	PS10	.PILLOW, ABSORBENT, HA.....	12
4	PAOZZ	4240015428193	0N5W4	GOG	.GOGGLES, INDUSTRIAL.....	2
5	PAOZZ	7240015434422	0N5W4	ODP12	.PAN, DRIP.....	48
6	PAOZZ		0N5W4	BUK5	.PAIL, UTILITY.....	4
7	PAOZZ		0N5W4	GLO	.GLOVES, CHEM PROTECT.....	4
8	PAOZZ	4235015428185	0N5W4	EP100	.PAD, ABSORBENT, HAZAR.....	60
9	PAOZZ	4235015428191	0N5W4	EPLP25	.SORBENT, OIL.....	3
10	PAOZZ	4235015428189	0N5W4	PIL10	.PILLOW, ABSORBENT, HA.....	48
11	PAOZZ		0N5W4	TYB	.TIE, STRIP, BAG.....	48
12	PAOZZ		0N5W4	DB6	.DISPOSAL BAG.....	24
13	PAOZZ	7690015428297	0N5W4	LABC	.LABEL.....	2
14	PAOZZ	5120015438302	0N5W4	PUSHOV	.SHOVEL, HAND.....	2

END OF FIGURE

FIELD REPAIR PARTS AND SPECIAL TOOLS LIST (RPSTL)

FUEL SYSTEM SUPPLY POINT (FSSP)
 REPAIR PARTS AND SPECIAL TOOLS LIST
 UNIT, DIRECT SUPPORT AND GENERAL SUPPORT MAINTENANCE
 120,000 GALLON SYSTEM MODEL M106 (FSP) NSN 4930-01-517-7009;
 300,000 GALLON SYSTEM MODEL M107 (FSS) NSN 4930-01-517-6981

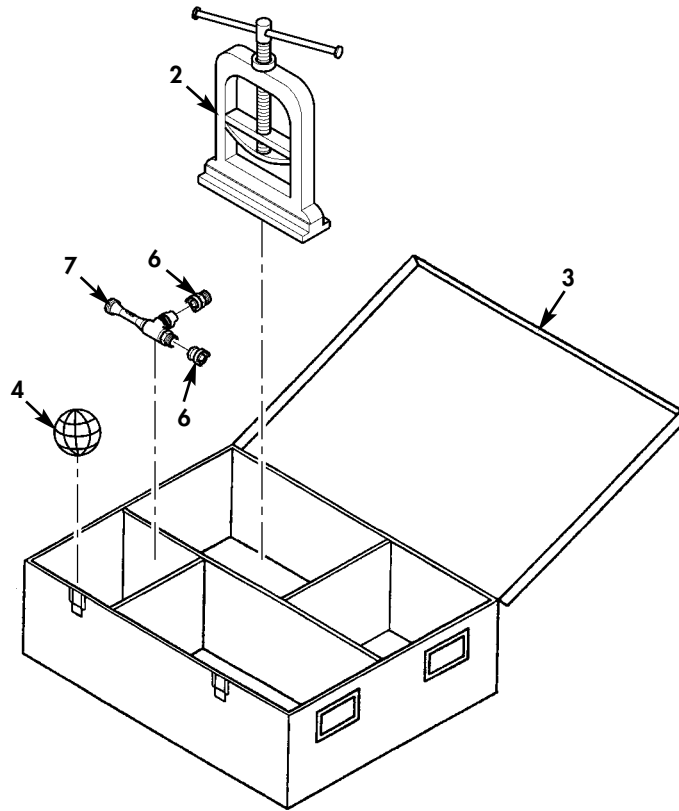
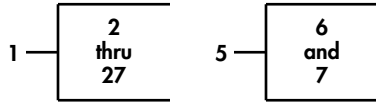
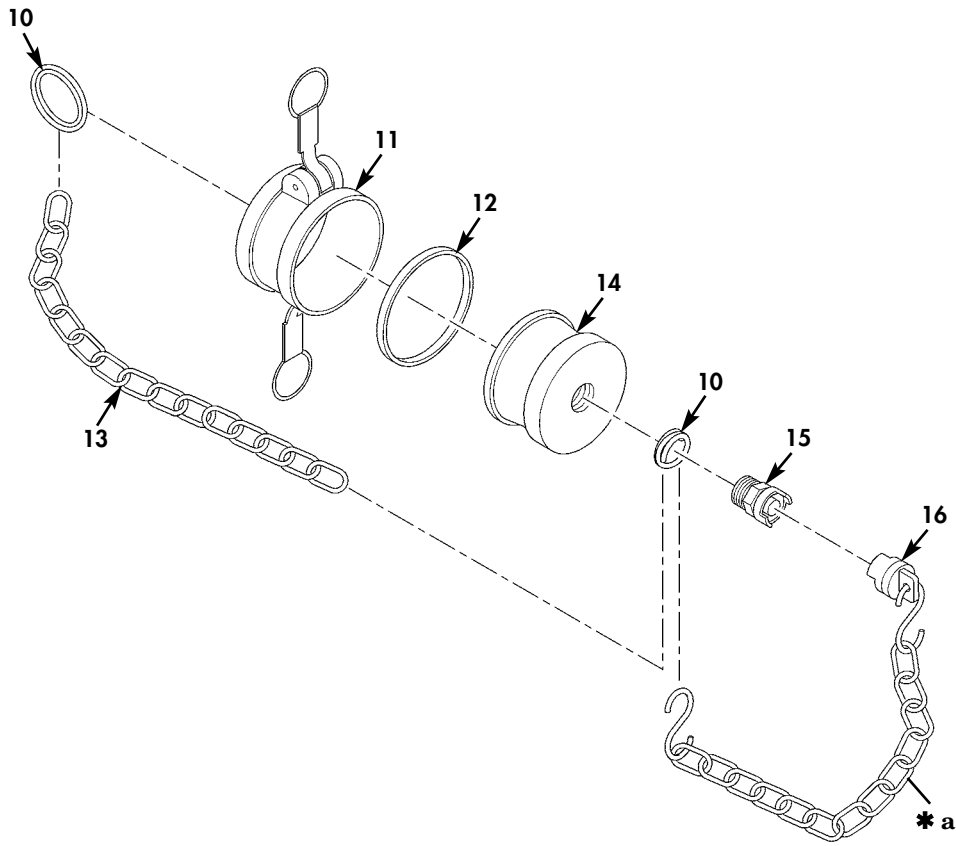
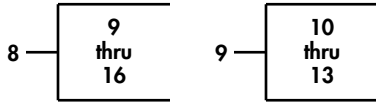


Figure 49. Displacement and Evacuation Set (Sheet 1 of 3).

FUEL SYSTEM SUPPLY POINT (FSSP)
 REPAIR PARTS AND SPECIAL TOOLS LIST
 UNIT, DIRECT SUPPORT AND GENERAL SUPPORT MAINTENANCE
 120,000 GALLON SYSTEM MODEL M106 (FSP) NSN 4930-01-517-7009;
 300,000 GALLON SYSTEM MODEL M107 (FSS) NSN 4930-01-517-6981



* a PART OF ITEM 16

Figure 49. Displacement and Evacuation Set (Sheet 2 of 3).

FUEL SYSTEM SUPPLY POINT (FSSP)
 REPAIR PARTS AND SPECIAL TOOLS LIST
 UNIT, DIRECT SUPPORT AND GENERAL SUPPORT MAINTENANCE
 120,000 GALLON SYSTEM MODEL M106 (FSP) NSN 4930-01-517-7009;
 300,000 GALLON SYSTEM MODEL M107 (FSS) NSN 4930-01-517-6981

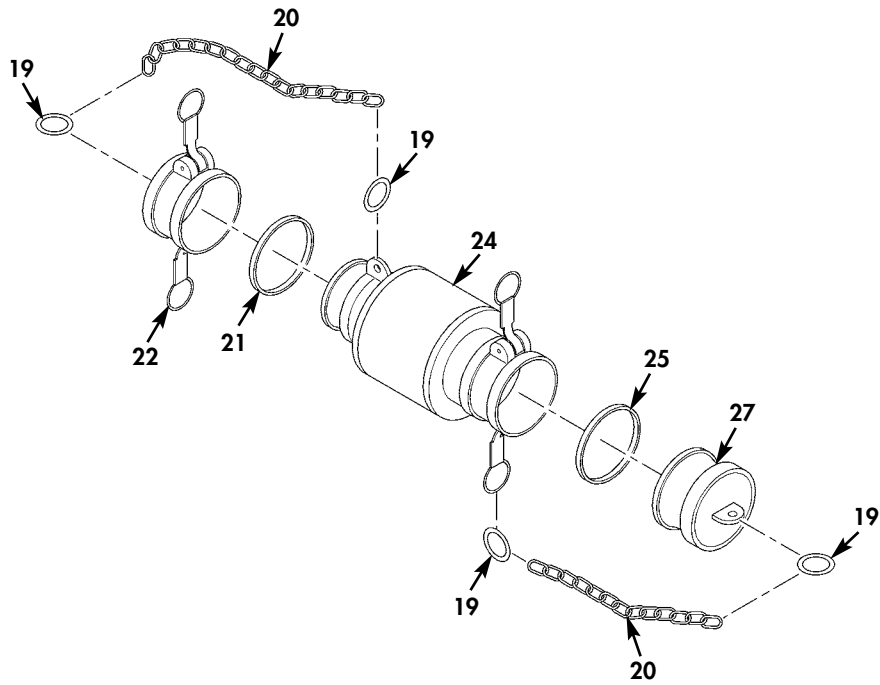
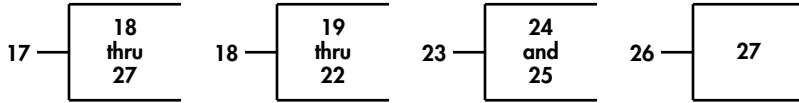


Figure 49. Displacement and Evacuation Set (Sheet 3 of 3).

(1) ITEM NO	(2) SMR CODE	(3) NSN	(4) CAGEC	(5) PART NUMBER	(6) DESCRIPTION AND USABLE ON CODES (UOC)	(7) QTY
GROUP 0001 0049						
FIG. 49 DISPLACEMENT AND EVACUATION SET						
1	PAOOZ	3835015444151	90598	78059-100	DISPLACEMENT AND EV.....	1
2	PAOZZ	4730013597166	19207	13226E1581-3	.CLAMP, HOSE.....	2
3	PAOZZ	8145015441056	90598	78128-100	.SHIPPING AND STORAG.....	1
4	PAOZZ	4820015436955	63853	08E004.12E	.VALVE, BALL.....	1
5	PAOOZ	4320015441035	90598	78126-100	.EJECTOR ASSEMBLY, AI.....	1
6	PAOZZ	4730008449014	58536	AA59553-10B	..COUPLING HALF, QUICK.....	2
7	PAOZZ		77214	GL-1	..EJECTOR ASSEMBLY, AI.....	1
8	PAOOZ	4730015436961	33813	90003	..COUPLING ASSEMBLY, Q.....	1
9	PAOOZ	4730015436965	33813	40V	..CAP, QUICK DISCONN.....	1
10	PAOZZ	5340015150537	39428	86805T38	...HOLDER, KEY.....	1
11	XAOZZ		33813	1001140	...DUST CAP.....	1
12	PAOZZ	5330008994509	58536	AA59326-9	...GASKET.....	1
13	MOOZZ		39428	3610T32-1	...ROPE, WIRE MAKE FROM CAGE 39428 P/N 3610T32. USE 19 LINKS.....	1
14	PAOZZ	4730015436693	33813	40W MODIFIED	..COUPLING HALF, QUICK.....	1
15	PAOZZ	4730015441032	33813	UCME75	..COUPLING HALF, QUICK.....	1
16	PAOZZ	4730015435983	33813	UCDE	..CAP, QUICK DISCONN.....	1
17	PAOOZ	4730015436970	33813	90004	..COUPLING ASSEMBLY, Q.....	1
18	PAOOZ	4730015436965	33813	40V	..CAP, QUICK DISCONN.....	1
19	PAOZZ	5340015150537	39428	86805T38	...HOLDER, KEY.....	3
20	MOOZZ		39428	3610T32-1	...ROPE, WIRE MAKE FROM CAGE 39428 P/N 3610T32. USE 19 LINKS.....	1
21	PAOZZ	5330008994509	58536	AA59326-9	...GASKET.....	1
22	XAOZZ		33813	1001140	...DUST CAP.....	1
23	PAOZZ	4730015436974	33813	4INCH BALL	..COUPLING ASSEMBLY, Q.....	1
24	XAOZZ		33813	4INCH BALL-NHA	...BALL RECEIVER.....	1

(1) ITEM NO	(2) SMR CODE	(3) NSN	(4) CAGEC	(5) PART NUMBER	(6) DESCRIPTION AND USABLE ON CODES (UOC)	(7) QTY
25	PAOZZ	5330008994509	58536	AA59326-9	...GASKET.....	1
26	PAOOZ	4730015436993	33813	40W	..PLUG,QUICK DISCONNE.....	1
27	XAOZZ		33813	1001240	...ADAPTER,DUST PLUG.....	1

END OF FIGURE

FUEL SYSTEM SUPPLY POINT (FSSP)
REPAIR PARTS AND SPECIAL TOOLS LIST
UNIT, DIRECT SUPPORT AND GENERAL SUPPORT MAINTENANCE
120,000 GALLON SYSTEM MODEL M106 (FSP) NSN 4930-01-517-7009;
300,000 GALLON SYSTEM MODEL M107 (FSS) NSN 4930-01-517-6981

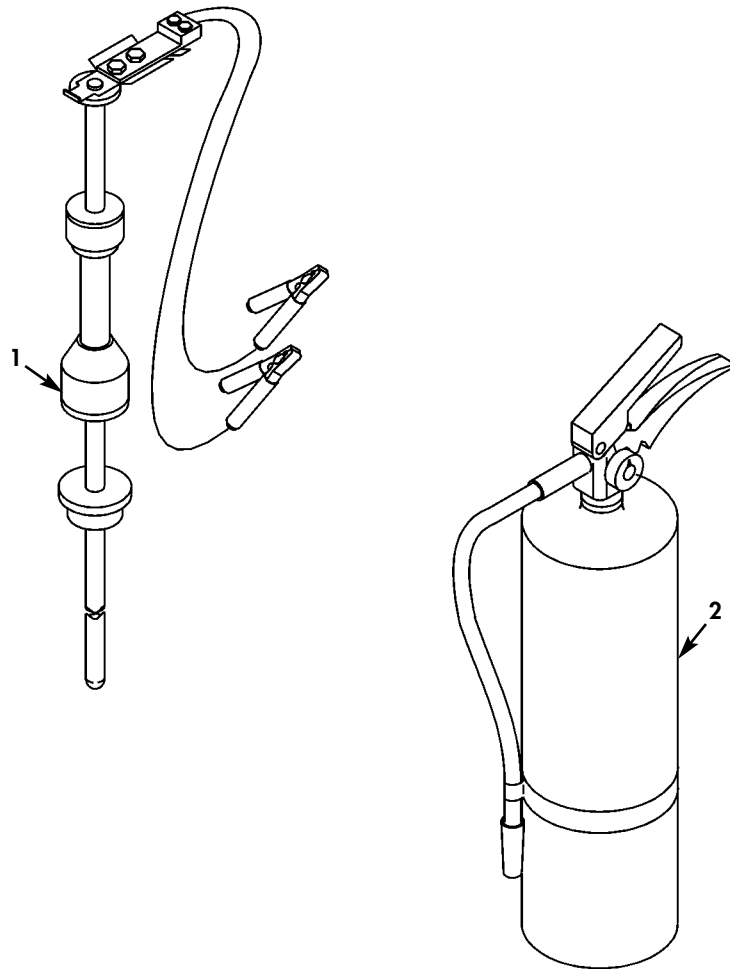


Figure 50. Safety and Accessibility Equipment (Sheet 1 of 2).

FUEL SYSTEM SUPPLY POINT (FSSP)
REPAIR PARTS AND SPECIAL TOOLS LIST
UNIT, DIRECT SUPPORT AND GENERAL SUPPORT MAINTENANCE
120,000 GALLON SYSTEM MODEL M106 (FSP) NSN 4930-01-517-7009;
300,000 GALLON SYSTEM MODEL M107 (FSS) NSN 4930-01-517-6981

3 — 4
thru
6

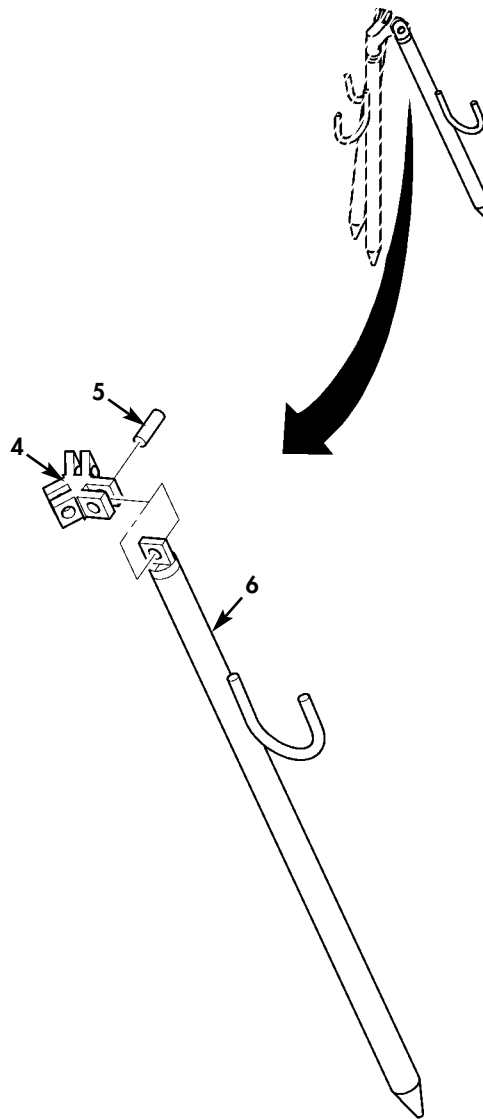


Figure 50. Safety and Accessibility Equipment (Sheet 2 of 2).

(1) ITEM NO	(2) SMR CODE	(3) NSN	(4) CAGEC	(5) PART NUMBER	(6) DESCRIPTION AND USABLE ON CODES (UOC)	(7) QTY
GROUP 0001 0050						
FIG. 50 SAFETY AND ACCESSIBILITY EQUIPMENT						
1	PAOZZ	5975010505707	97403	13219E0462	ROD, GROUND.....	11
2	PAOZZ	4210009651108	58536	AA393-A2D	EXTINGUISHER, FIRE.....	25
3	PAOOO	4930011207426	97403	13225E9140	STAND ASSEMBLY, DIST.....	11
4	PAOZZ	5340015435649	90598	78067-1	.BRACKET, MULTIPLE AN.....	1
5	PAOZZ	5315015432901	3A054	98380A630	.PIN, STRAIGHT, HEADLE.....	3
6	PAOZZ	4930015442277	90598	78065-100	.SUPPORT LEG.....	3

END OF FIGURE

FUEL SYSTEM SUPPLY POINT (FSSP)
REPAIR PARTS AND SPECIAL TOOLS LIST
UNIT, DIRECT SUPPORT AND GENERAL SUPPORT MAINTENANCE
120,000 GALLON SYSTEM MODEL M106 (FSP) NSN 4930-01-517-7009;
300,000 GALLON SYSTEM MODEL M107 (FSS) NSN 4930-01-517-6981

1 — 2
thru
13

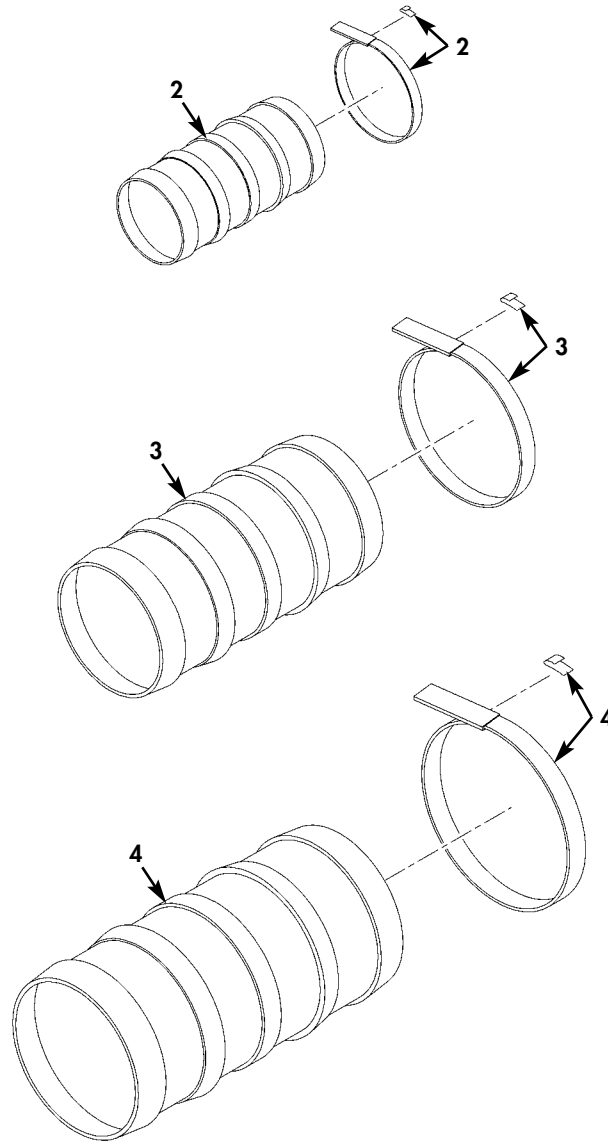


Figure 51. Hose Repair Assembly (Sheet 1 of 2).

FUEL SYSTEM SUPPLY POINT (FSSP)
 REPAIR PARTS AND SPECIAL TOOLS LIST
 UNIT, DIRECT SUPPORT AND GENERAL SUPPORT MAINTENANCE
 120,000 GALLON SYSTEM MODEL M106 (FSP) NSN 4930-01-517-7009;
 300,000 GALLON SYSTEM MODEL M107 (FSS) NSN 4930-01-517-6981

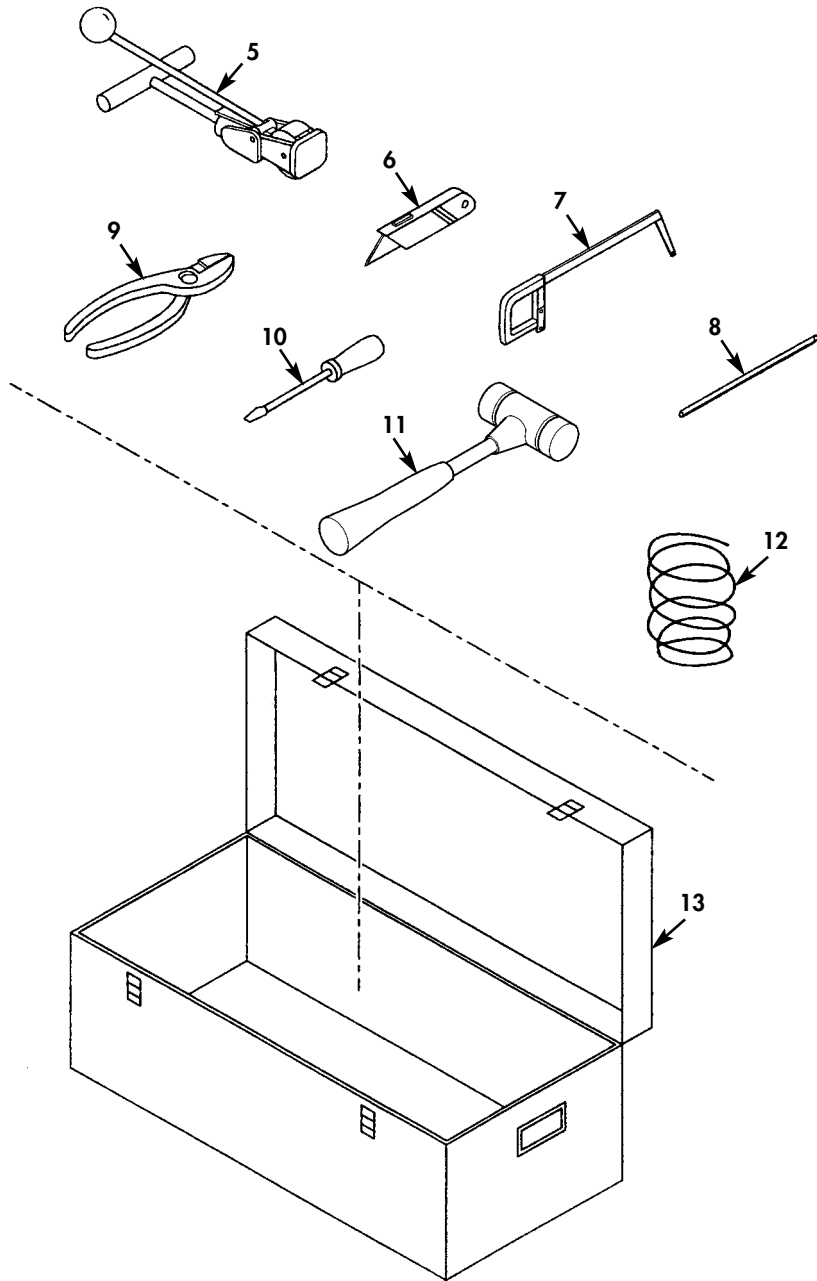


Figure 51. Hose Repair Assembly (Sheet 2 of 2).

(1) ITEM NO	(2) SMR CODE	(3) NSN	(4) CAGEC	(5) PART NUMBER	(6) DESCRIPTION AND USABLE ON CODES (UOC)	(7) QTY
GROUP 0001 0051						
FIG. 51 HOSE REPAIR ASSEMBLY						
1	AOOOO		90598	78046-100	HOSE REPAIR ASSEMBL.....	1
2	PAOZZ	4730015434950	33813	85660200SK	.REPAIR KIT,HOSE.....	3
3	PAOZZ	4730015437128	33813	85660300SK	.REPAIR KIT,HOSE.....	2
4	PAOZZ	4730015436580	33813	85660400SK	.REPAIR KIT,HOSE.....	20
5	PAOZZ		77414	P-1000	.CLAMPING TOOL,STRAP.....	1
6	PAOZZ	5110014567801	55719	YA581A	.KNIFE,UTILITY.....	1
7	PAOZZ	5110013351366	55719	HS18A	.SAW,HAND,METAL CUTT.....	1
8	PAOZZ	5110011998598	55719	HSBM1218B	.BLADE,SAW.....	10
9	PAOZZ	5120013674641	55719	95BCP	.PLIERS.....	1
10	PAOZZ	5120015456622	53800	00947195000	.SCREWDRIVER,FLAT TI.....	1
11	PAOZZ	5120013351469	55719	BH232A	.HAMMER,HAND.....	1
12	PAOZZ	6145015434958	39428	8873K11	.WIRE,ELECTRICAL.....	1
13	PAOZZ	8145015434998	11214	092704-200	.SHIPPING AND STORAG.....	4

END OF FIGURE

FIELD REPAIR PARTS AND SPECIAL TOOLS LIST (RPSTL)

FUEL SYSTEM SUPPLY POINT (FSSP)
 REPAIR PARTS AND SPECIAL TOOLS LIST
 UNIT, DIRECT SUPPORT AND GENERAL SUPPORT MAINTENANCE
 120,000 GALLON SYSTEM MODEL M106 (FSP) NSN 4930-01-517-7009;
 300,000 GALLON SYSTEM MODEL M107 (FSS) NSN 4930-01-517-6981

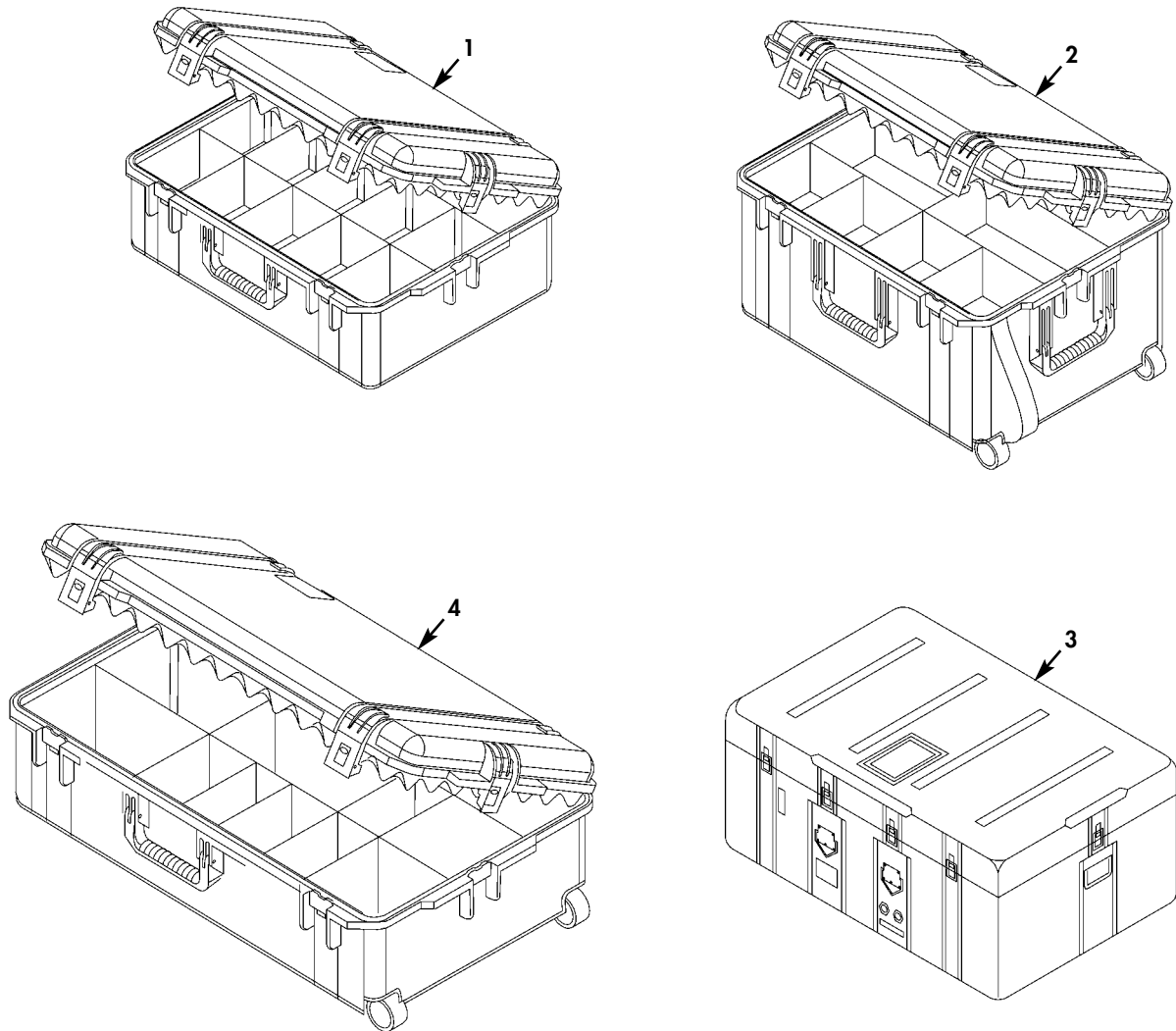


Figure 52. Reusable Containers.

(1) ITEM NO	(2) SMR CODE	(3) NSN	(4) CAGEC	(5) PART NUMBER	(6) DESCRIPTION AND USABLE ON CODES (UOC)	(7) QTY
					GROUP 0001 0052	
					FIG. 52 REUSABLE CONTAINERS	
1	PAOZZ	8145015436030	11214	IM2700	SHIPPING AND STORAG.....	2
2	PAOZZ	5820015393388	06401	7192759-002	REUSABLE CONTAINER.....	7
3	PAOZZ	8145015436044	11214	IM2950	SHIPPING AND STORAG.....	12
4	PAOZZ	8145015434987	11214	AL3018-1502	SHIPPING AND STORAG.....	1
END OF FIGURE						

FIELD REPAIR PARTS AND SPECIAL TOOLS LIST (RPSTL)

FUEL SYSTEM SUPPLY POINT (FSSP)
REPAIR PARTS AND SPECIAL TOOLS LIST
UNIT, DIRECT SUPPORT AND GENERAL SUPPORT MAINTENANCE
120,000 GALLON SYSTEM MODEL M106 (FSP) NSN 4930-01-517-7009;
300,000 GALLON SYSTEM MODEL M107 (FSS) NSN 4930-01-517-6981

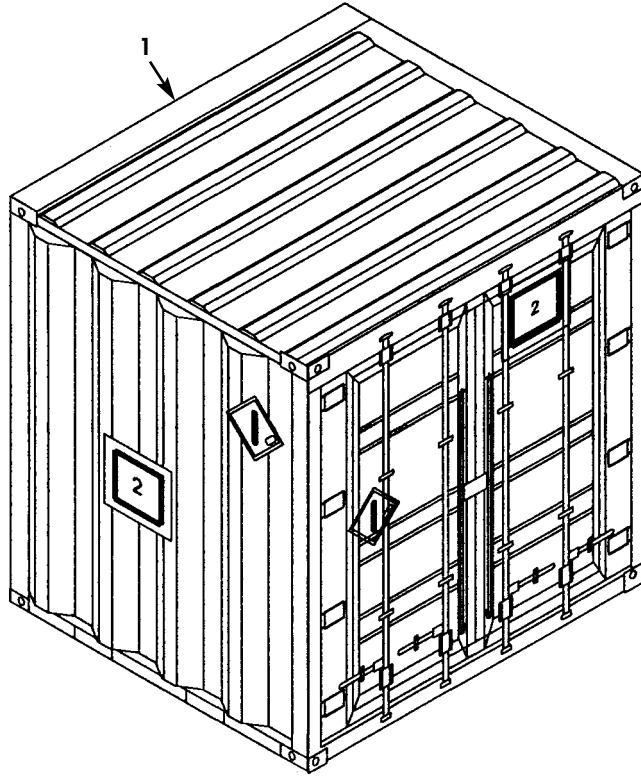


Figure 53. Tricon Container.

(1) ITEM NO	(2) SMR CODE	(3) NSN	(4) CAGEC	(5) PART NUMBER	(6) DESCRIPTION AND USABLE ON CODES (UOC)	(7) QTY
					GROUP 0001 0053	
					FIG. 53 TRICON CONTAINER	
1	PAOLF	8145015272506	09PD1	BXTBCGATPD0003	SHIPPING AND STORAG.....	12
					UOC:FSP	
1	PAOLF	8145015272506	09PD1	BXTBCGATPD0003	SHIPPING AND STORAG.....	15
					UOC:FSS	

END OF FIGURE

(1) ITEM NO	(2) SMR CODE	(3) NSN	(4) CAGEC	(5) PART NUMBER	(6) DESCRIPTION AND USABLE ON CODES (UOC)	(7) QTY
GROUP 9401 KITS						
FIG. 54 KITS						
1	PAHZZ	4320015436998	1URSO	TK0400	PARTS KIT,ROTARY PU.....	1
RETAINING,RING (4) 34 - 10						
RETAINING,RING (4) 34 - 15						
ROTOR, ASSEMBLY (1) 34 - 17						
ROTOR, ASSEMBLY (1) 34 - 12						
ROTOR, SUPPORT (2) 34 - 16						
ROTOR, SUPPORT (2) 34 - 11						
END OF FIGURE						

(1) ITEM NO	(2) SMR CODE	(3) NSN	(4) CAGEC	(5) PART NUMBER	(6) DESCRIPTION AND USABLE ON CODES (UOC)	(7) QTY
					GROUP 9401 BULK	
					FIG. 55 BULK	
1	PAOZZ	4010015264895	39428	3610T32	ROPE, WIRE.....	V
2	PAOZZ	5340002447327	70847	C256	SEAL, STRAPPING.....	V
3	PAOZZ	5340002459440	70847	C206	STRAPPING.....	V
4	PAOZZ	4720015445969	47186	101379	TUBING, NONMETALLIC.....	V
END OF FIGURE						

NATIONAL STOCK NUMBER INDEX

STOCK NUMBER	FIG.	ITEM	STOCK NUMBER	FIG.	ITEM
5310-00-004-5033	6	25		31	48
	9	4		31	88
	10	4	5331-00-248-3835	4	27
	11	6		8	26
	12	5		22	49
5310-00-020-3260	24	22		23	27
	25	22		24	48
	26	22		27	25
5306-00-021-3912	24	24		28	25
	25	24	5331-00-248-3840	4	7
	26	24		8	6
4730-00-075-2405	10	1		23	7
5310-00-080-6004	6	24		24	28
	7	6		27	5
	9	3		28	5
	10	3	5331-00-248-3845	31	8
	11	3		31	47
	12	3		31	87
4720-00-083-0044	2	1	5331-00-251-9367	31	18
4730-00-088-9285	5	7		31	57
5310-00-167-0803	24	23		31	97
	25	23	5331-00-260-9338	22	32
	26	23	5331-00-263-8011	24	6
5310-00-167-0820	24	9		25	6
	25	9		26	6
	26	9		31	12
5340-00-244-7327	BULK	2		31	51
5340-00-245-9440	BULK	3		31	91
5331-00-248-3834	31	9	5331-00-265-1076	22	14

NATIONAL STOCK NUMBER INDEX

STOCK NUMBER	FIG.	ITEM	STOCK NUMBER	FIG.	ITEM
5331-00-291-3273	22	12		27	15
5331-00-291-7337	4	13		28	15
	8	12	5331-00-531-4588	22	21
	23	13	5310-00-605-3789	4	9
	24	34		8	8
	27	11		23	9
	28	11		24	30
5331-00-291-7384	4	12		27	7
	8	11		28	7
	23	12	5330-00-612-2414	5	4
	24	33		19	5
	27	10		20	8
	28	10		27	41
5330-00-360-0595	20	5	5310-00-637-9541	7	9
	30	8	4730-00-640-6156	1	6
4030-00-431-5537	4	4		2	6
	8	3		3	6
	22	44		6	3
	23	4		7	3
	24	25		9	10
	27	2		10	10
	28	2		11	10
	31	42		12	14
	31	82		15	2
	31	125		18	7
5331-00-481-9987	4	18		30	1
	8	16		34	21
	23	17	4730-00-640-6188	1	10
	24	38		2	10

NATIONAL STOCK NUMBER INDEX

STOCK NUMBER	FIG.	ITEM	STOCK NUMBER	FIG.	ITEM
	3	10		10	6
	6	21		11	8
	7	12		12	7
	9	14	4730-00-840-5347	6	5
	10	14		7	7
	11	14		9	8
	12	10		10	8
	16	2		11	4
	17	3		12	13
	19	6	4730-00-840-5348	6	20
	30	9		7	11
	34	24		9	13
4730-00-649-7388	1	4		10	13
	2	4		11	13
	3	4		12	8
5305-00-724-5914	34	26	4730-00-844-9014	49	6
5310-00-732-0558	6	26	4730-00-869-5246	20	4
	7	10		30	7
	9	5	5330-00-899-4509	1	5
	10	5		2	5
	11	7		3	5
	12	6		6	4
5310-00-763-8920	34	28		7	4
4820-00-766-8191	6	7		9	9
5310-00-820-6653	34	29		10	9
5305-00-821-3869	6	23		11	9
	12	2		12	9
5310-00-823-8803	34	27		15	5
4730-00-840-5346	9	6		16	5

NATIONAL STOCK NUMBER INDEX

STOCK NUMBER	FIG.	ITEM	STOCK NUMBER	FIG.	ITEM
	17	4	5305-00-988-7613	22	20
	18	4	5331-01-007-4899	24	12
	19	8		25	12
	30	2		26	12
	31	100	5975-01-050-5707	31	126
	34	20		50	1
	49	12	4930-01-053-0185	22	25
	49	21	5365-01-053-0186	22	16
	49	25	4930-01-053-0187	22	22
4730-00-915-5127	5	8	4930-01-053-0189	22	8
	20	6	4930-01-053-0190	22	26
4730-00-929-0787	13	2	5330-01-053-0217	22	28
	17	7		24	21
	30	5	5330-01-053-0221	22	15
4730-00-935-1613	15	6	4820-01-098-3952	5	6
4730-00-938-7997	5	5	5325-01-108-2412	25	19
4730-00-951-3293	19	1		26	19
4730-00-951-3295	20	7	4930-01-120-7426	50	3
4730-00-951-3296	18	5	5330-01-138-2108	13	3
4210-00-965-1108	31	127		14	5
	50	2		17	8
3110-00-965-8485	22	10		29	4
5305-00-988-1720	4	26		30	6
	8	27	5310-01-178-0915	22	19
	22	48	5305-01-189-3761	24	10
	23	26		25	10
	24	47		26	10
	27	24	5330-01-197-8407	25	21
	28	24		26	21

NATIONAL STOCK NUMBER INDEX

STOCK NUMBER	FIG.	ITEM	STOCK NUMBER	FIG.	ITEM
5110-01-199-8598	51	8	5310-01-262-1360	6	19
5305-01-210-1648	31	5	5330-01-262-1363	6	12
	31	44	5305-01-262-1365	6	14
	31	84	4720-01-262-5146	1	1
4820-01-210-5605	6	1	4730-01-265-3145	24	13
6650-01-229-5751	44	5		25	13
4730-01-235-9769	1	9		26	13
	2	9	5310-01-265-5044	6	18
	3	9	4730-01-296-9463	4	3
6640-01-236-6956	44	7	4730-01-297-6812	8	1
6640-01-237-6125	44	3	4730-01-298-0150	28	1
6640-01-238-0357	44	4	4730-01-298-0151	27	1
5331-01-244-2274	24	16	4930-01-307-2721	22	18
	25	16	5305-01-325-8387	9	2
	26	16		10	2
3110-01-247-1056	24	5		11	2
	25	5	5110-01-335-1366	51	7
	26	5	5120-01-335-1469	51	11
	31	13	5360-01-338-0240	22	11
	31	52	5305-01-351-0787	7	5
	31	92	4730-01-359-7166	49	2
5330-01-247-1080	24	15	5120-01-367-4641	51	9
	25	15	5330-01-368-3629	22	24
	26	15	6640-01-379-2178	44	9
5310-01-262-1337	6	10	5340-01-381-1690	6	9
5360-01-262-1338	6	11	6680-01-383-7453	38	21
5365-01-262-1339	6	13	4930-01-383-9467	21	1
5330-01-262-1340	6	16	5331-01-395-7686	38	20
5310-01-262-1359	6	8	5331-01-395-7687	38	39

NATIONAL STOCK NUMBER INDEX

STOCK NUMBER	FIG.	ITEM	STOCK NUMBER	FIG.	ITEM
5330-01-395-7688	37	43		28	28
6680-01-396-0270	38	40	5305-01-456-1139	4	17
6680-01-396-0271	38	22		8	17
4320-01-396-1905	43	7		23	18
4730-01-413-5995	25	18		24	39
	25	20		27	16
	26	18		28	16
	26	20	5340-01-456-1334	31	24
3835-01-414-0464	30	11		31	64
3835-01-415-5873	29	1		31	107
5330-01-433-9203	4	36	2910-01-456-2273	4	38
	4	40		8	37
	8	35		22	42
	8	39		23	38
	22	46		24	59
	23	36		27	36
	23	40		28	36
	24	57	2910-01-456-2274	31	38
	24	61		31	78
	27	34		31	121
	27	38	3120-01-456-3926	31	31
	28	34		31	71
	28	38		31	114
4930-01-445-9228	39	1	2815-01-456-7605	4	15
5360-01-454-1830	4	30		8	14
	8	29		23	15
	23	30		24	36
	24	51		27	13
	27	28		28	13

NATIONAL STOCK NUMBER INDEX

STOCK NUMBER	FIG.	ITEM	STOCK NUMBER	FIG.	ITEM
4810-01-456-7622	4	10	5315-01-457-2803	4	33
	8	9		8	30
	23	10		23	31
	24	31		24	52
	27	8		27	29
	28	8		28	29
5110-01-456-7801	51	6	5315-01-457-3252	4	8
2510-01-456-7850	4	37		8	7
	8	34		23	8
	22	41		24	29
	23	35		27	6
	24	56		28	6
	27	33	5325-01-457-3807	31	16
	28	33		31	55
5330-01-456-8757	31	20		31	95
	31	60	5330-01-458-5461	31	21
	31	103		31	61
5330-01-456-9662	4	14		31	104
	8	13	5340-01-458-5526	31	36
	23	14		31	76
	24	35		31	119
	27	12	5340-01-458-5529	31	35
	28	12		31	75
5315-01-457-0305	31	10		31	118
	31	49	5340-01-458-8470	4	20
	31	89		8	19
5315-01-457-0306	31	34		23	20
	31	74		24	41
	31	117		27	18

NATIONAL STOCK NUMBER INDEX

STOCK NUMBER	FIG.	ITEM	STOCK NUMBER	FIG.	ITEM
	28	18		28	30
5340-01-459-2151	31	26	4730-01-474-2853	31	83
	31	66	4730-01-474-9908	31	4
	31	109	4930-01-484-5919	24	3
5305-01-459-4210	24	7		25	3
	25	7		26	3
	26	7	5430-01-487-0634	33	1
	31	11	5430-01-487-0638	33	1
	31	50	5365-01-490-5797	4	5
	31	90		8	4
4320-01-460-4807	37	12		23	5
5330-01-460-8998	31	37		24	26
	31	77		27	3
	31	120		28	3
4010-01-461-0033	22	45		31	41
5360-01-461-5852	4	11		31	81
	8	10		31	124
	23	11	5360-01-490-5798	22	36
	24	32	5315-01-490-5799	22	37
	27	9	5360-01-499-7195	22	33
	28	9	4820-01-503-0710	4	35
	31	15		8	36
	31	54		22	38
	31	94		23	37
5360-01-466-5850	4	31		24	58
	8	31		27	35
	23	32		28	35
	24	53	3110-01-504-8557	4	28
	27	30		8	25

NATIONAL STOCK NUMBER INDEX

STOCK NUMBER	FIG.	ITEM	STOCK NUMBER	FIG.	ITEM
	22	50		6	2
	23	28		7	2
	24	49		9	11
	27	26		10	11
	28	26		11	11
	31	14		12	11
	31	53		13	5
	31	93		14	3
4820-01-504-8923	4	34		15	3
	8	33		16	3
	22	47		17	2
	23	34		18	2
	24	55		19	2
	27	32		20	2
	28	32		30	3
4820-01-504-8924	4	32		34	22
	8	32		49	10
	23	33		49	19
	24	54	4730-01-515-3531	22	39
	27	31		24	17
	28	31		25	17
	31	32		26	17
	31	72	4320-01-524-4467	45	1
	31	115	4010-01-526-4895	BULK	1
4820-01-505-2327	6	15	8145-01-527-2506	53	1
5340-01-515-0537	1	7	6640-01-532-0303	44	8
	2	7	6680-01-535-1025	47	1
	3	7	5820-01-539-3388	52	2
	5	2	4730-01-540-4264	1	11

NATIONAL STOCK NUMBER INDEX

STOCK NUMBER	FIG.	ITEM	STOCK NUMBER	FIG.	ITEM
4720-01-542-6906	3	1	4720-01-543-3903	36	30
4720-01-542-7663	3	2	4720-01-543-3906	36	32
4235-01-542-8169	32	2	4730-01-543-3916	37	40
4235-01-542-8174	48	1		40	9
8110-01-542-8184	48	2	4730-01-543-3921	37	50
4235-01-542-8185	48	8	4730-01-543-3933	38	26
4235-01-542-8189	48	10	4820-01-543-3953	38	61
4235-01-542-8191	48	9	5340-01-543-3963	47	23
4240-01-542-8193	48	4	4710-01-543-3964	38	53
7690-01-542-8297	48	13	4730-01-543-3975	5	1
4820-01-542-8299	7	1	4710-01-543-3979	38	69
4820-01-542-8952	22	5	4730-01-543-3986	14	1
4730-01-542-9669	22	3		14	6
5330-01-543-1161	6	6	4320-01-543-3992	42	17
	9	7		43	17
	10	7	5306-01-543-4001	42	2
	11	5	5305-01-543-4012	42	21
	12	4		43	21
5305-01-543-1175	22	6	5307-01-543-4018	43	8
4730-01-543-1733	11	1	4730-01-543-4019	29	8
4730-01-543-2041	9	1	5310-01-543-4023	36	25
	12	1	5365-01-543-4026	37	37
4730-01-543-2389	40	1		40	6
5305-01-543-2394	22	23	3120-01-543-4044	37	9
5310-01-543-2551	22	7	5365-01-543-4046	37	5
3040-01-543-2655	41	7	5340-01-543-4049	38	4
5315-01-543-2901	50	5	5305-01-543-4055	38	49
4930-01-543-3087	22	2	5365-01-543-4059	41	12
3020-01-543-3531	41	5	5305-01-543-4067	47	9

NATIONAL STOCK NUMBER INDEX

STOCK NUMBER	FIG.	ITEM	STOCK NUMBER	FIG.	ITEM
5340-01-543-4075	24	4		24	43
	25	4		27	20
	26	4		28	20
5355-01-543-4100	4	21	5306-01-543-4562	43	23
	8	20	4320-01-543-4564	43	6
	23	21	3120-01-543-4568	42	15
	24	42		43	15
	27	19	5305-01-543-4570	41	4
	28	19	5365-01-543-4577	41	17
	31	25	5310-01-543-4580	41	8
	31	65	4730-01-543-4583	39	13
	31	108	4730-01-543-4588	39	5
4730-01-543-4107	25	25	4330-01-543-4591	38	41
4730-01-543-4114	27	39	5365-01-543-4594	37	28
4930-01-543-4269	22	1	3110-01-543-4597	37	6
7240-01-543-4422	48	5	4320-01-543-4601	37	17
4730-01-543-4522	37	42		39	12
5305-01-543-4523	4	25		42	12
	8	24		43	12
	23	25	5325-01-543-4603	37	3
	24	46		41	10
	27	23	4730-01-543-4610	37	38
	28	23		40	8
	31	29	4010-01-543-4617	37	39
	31	69		40	5
	31	112	4030-01-543-4618	36	37
5340-01-543-4528	4	22	5330-01-543-4621	39	4
	8	21	4730-01-543-4932	22	31
	23	22	4730-01-543-4936	28	40

NATIONAL STOCK NUMBER INDEX

STOCK NUMBER	FIG.	ITEM	STOCK NUMBER	FIG.	ITEM
4730-01-543-4937	30	12	4320-01-543-5581	24	11
4730-01-543-4950	51	2		25	11
4730-01-543-4954	47	16		26	11
6145-01-543-4958	51	12	5340-01-543-5594	38	13
8145-01-543-4987	52	4	5310-01-543-5607	38	31
8145-01-543-4998	51	13	5330-01-543-5609	4	16
3040-01-543-5014	42	16		8	15
	43	16		23	16
5331-01-543-5080	22	9		24	37
4930-01-543-5102	36	12		27	14
4930-01-543-5116	23	2		28	14
4730-01-543-5141	31	43	5306-01-543-5616	38	75
4730-01-543-5151	34	25	4930-01-543-5623	25	1
4730-01-543-5152	37	20	4730-01-543-5641	23	3
	38	58	5340-01-543-5649	50	4
4730-01-543-5156	31	102	4730-01-543-5660	34	30
4730-01-543-5168	37	41	5306-01-543-5693	38	62
4730-01-543-5173	37	54	5330-01-543-5712	39	3
4730-01-543-5186	38	27	5305-01-543-5717	42	10
4720-01-543-5227	38	65	5340-01-543-5724	42	7
2910-01-543-5241	40	7	5310-01-543-5734	42	27
3110-01-543-5247	37	10		43	27
4730-01-543-5408	13	1	5340-01-543-5740	44	2
3110-01-543-5516	37	4	4720-01-543-5748	31	3
	41	11	6680-01-543-5766	38	23
3990-01-543-5530	36	27	6680-01-543-5771	38	37
4320-01-543-5544	47	20	6680-01-543-5777	38	18
5310-01-543-5553	37	11	6680-01-543-5961	34	1
4730-01-543-5572	47	17	4730-01-543-5983	49	16

NATIONAL STOCK NUMBER INDEX

STOCK NUMBER	FIG.	ITEM	STOCK NUMBER	FIG.	ITEM
4730-01-543-5987	15	1	4730-01-543-6553	47	4
4730-01-543-5998	24	19	5310-01-543-6560	47	10
4720-01-543-6000	4	1	4730-01-543-6575	16	6
5365-01-543-6028	22	40	4730-01-543-6580	51	4
8145-01-543-6030	52	1	4730-01-543-6597	23	41
5340-01-543-6031	47	24	5975-01-543-6600	36	26
4820-01-543-6040	37	31	4010-01-543-6609	4	6
4730-01-543-6041	26	26		8	5
	31	58		23	6
8145-01-543-6044	52	3		24	27
4730-01-543-6052	30	13		27	4
4730-01-543-6057	37	47		28	4
4730-01-543-6063	37	46	4720-01-543-6638	4	2
	38	72	4730-01-543-6664	24	20
4820-01-543-6068	38	36	4730-01-543-6693	49	14
4710-01-543-6074	38	64	4820-01-543-6704	34	13
4710-01-543-6117	38	67	5305-01-543-6710	4	24
7690-01-543-6123	36	39		8	23
4930-01-543-6137	46	1		23	24
4730-01-543-6143	37	33		24	45
5305-01-543-6150	47	21		27	22
4730-01-543-6154	37	32		28	22
5340-01-543-6162	47	33		31	28
5975-01-543-6229	36	2		31	68
4730-01-543-6436	22	29		31	111
4730-01-543-6453	8	2	5360-01-543-6716	4	23
5340-01-543-6501	24	8		8	22
	25	8		23	23
	26	8		24	44

NATIONAL STOCK NUMBER INDEX

STOCK NUMBER	FIG.	ITEM	STOCK NUMBER	FIG.	ITEM
	27	21	4320-01-543-7875	37	18
	28	21	4320-01-543-7877	43	1
	31	27	5306-01-543-7881	43	11
	31	67	4730-01-543-7882	16	1
	31	110	5331-01-543-7885	42	6
4820-01-543-6955	49	4	5306-01-543-7889	41	16
4730-01-543-6961	49	8	4720-01-543-7893	38	56
4730-01-543-6962	27	40	5306-01-543-7898	38	5
4730-01-543-6965	49	9	4730-01-543-7902	38	73
	49	18	4730-01-543-7905	38	60
4730-01-543-6970	49	17	4820-01-543-7906	38	25
4730-01-543-6974	49	23		42	4
4730-01-543-6983	28	39		43	4
4730-01-543-6993	49	26	4730-01-543-7909	38	46
4320-01-543-6998	KITS	1	4730-01-543-7911	38	71
5340-01-543-7000	47	25	5306-01-543-7914	38	14
4730-01-543-7002	31	59	5310-01-543-7915	36	8
6680-01-543-7005	34	8	4320-01-543-7917	37	21
4730-01-543-7019	13	4	4730-01-543-7919	37	53
5325-01-543-7032	22	27		38	47
4730-01-543-7128	51	3	5325-01-543-7921	41	6
3130-01-543-7263	41	2	4730-01-543-7923	37	45
5306-01-543-7366	43	2		40	3
4730-01-543-7831	4	41	4720-01-543-7926	36	33
4730-01-543-7854	25	26	5310-01-543-7927	42	25
	31	98		43	25
4710-01-543-7858	38	66	4720-01-543-7930	36	35
4810-01-543-7870	42	14	5310-01-543-7931	38	74
	43	14	5310-01-543-7939	38	50

NATIONAL STOCK NUMBER INDEX

STOCK NUMBER	FIG.	ITEM	STOCK NUMBER	FIG.	ITEM
	42	3	4320-01-543-8346	37	14
	43	3	3990-01-543-8347	36	9
5307-01-543-7945	37	36	4730-01-543-8349	37	48
5330-01-543-7947	42	8	4720-01-543-8354	36	10
5306-01-543-7956	36	7		37	52
3835-01-543-7977	44	1		38	44
5331-01-543-7984	37	19	4820-01-543-8361	36	11
5310-01-543-7986	38	10	4730-01-543-8366	37	27
4730-01-543-8000	37	44		38	16
	40	4		39	10
5305-01-543-8010	42	18	3040-01-543-8367	37	16
	43	18	4730-01-543-8374	37	30
5306-01-543-8023	38	2		38	57
5306-01-543-8031	42	24	4720-01-543-8381	36	28
	43	24	4820-01-543-8385	37	25
5330-01-543-8036	41	14		38	15
5306-01-543-8042	41	9		39	9
5306-01-543-8043	42	26	4730-01-543-8397	37	35
	43	26		38	17
5360-01-543-8045	42	13		39	11
	43	13	4820-01-543-8399	38	48
4710-01-543-8061	38	52	4010-01-543-8407	36	38
4730-01-543-8084	38	43	4320-01-543-8415	42	1
5120-01-543-8302	48	14	5340-01-543-8425	36	36
4730-01-543-8319	38	6	4730-01-543-8429	20	1
5340-01-543-8330	38	34	4730-01-543-8435	37	26
4320-01-543-8337	37	15		38	29
5310-01-543-8339	37	22		39	8
5306-01-543-8344	37	23	4730-01-543-8451	37	51

NATIONAL STOCK NUMBER INDEX

STOCK NUMBER	FIG.	ITEM	STOCK NUMBER	FIG.	ITEM
	38	63	5340-01-543-9172	41	3
5325-01-543-8453	37	8	4320-01-543-9379	38	68
3130-01-543-8457	37	7	4730-01-543-9501	4	39
6625-01-543-8458	40	2		8	38
4730-01-543-8463	38	33		22	43
4730-01-543-8549	38	12		23	39
5120-01-543-8602	36	16		24	60
5310-01-543-8637	38	11		27	37
4730-01-543-8642	38	51		28	37
4710-01-543-8644	38	59	4730-01-543-9525	38	45
5340-01-543-8648	38	38	4710-01-543-9538	38	28
4320-01-543-8661	42	5	4320-01-543-9542	42	11
5306-01-543-8662	42	23		43	10
4730-01-543-8664	43	5	5340-01-543-9543	36	4
4320-01-543-8669	37	13	5331-01-543-9548	38	8
4930-01-543-8689	24	1	4730-01-543-9549	47	5
3020-01-543-8698	41	15	5310-01-543-9616	38	3
4730-01-543-8702	37	56	5430-01-543-9624	39	7
	38	70	5306-01-543-9627	42	22
4730-01-543-8716	37	29		43	22
	38	54	5331-01-543-9637	42	19
5310-01-543-8726	36	5		43	19
	38	32	5330-01-543-9656	43	9
4720-01-543-8735	36	31	4720-01-543-9664	31	2
4720-01-543-8739	36	34	5140-01-543-9894	36	24
4720-01-543-8745	36	29	3010-01-544-0059	41	1
6680-01-543-9080	47	15	4320-01-544-0673	47	8
5340-01-543-9138	38	19	4730-01-544-1032	49	15
4320-01-543-9147	38	55	4320-01-544-1035	49	5

NATIONAL STOCK NUMBER INDEX

STOCK NUMBER	FIG.	ITEM	STOCK NUMBER	FIG.	ITEM
8145-01-544-1056	49	3	4820-01-544-3269	31	17
5310-01-544-1282	47	27		31	56
5305-01-544-1298	47	30		31	96
6680-01-544-1301	44	6	4730-01-544-3270	26	25
9505-01-544-1307	47	22	4820-01-544-3274	31	23
5315-01-544-1314	47	32		31	63
5340-01-544-1356	14	2		31	106
	18	3	4730-01-544-3277	31	99
	30	10	6210-01-544-3280	47	28
4730-01-544-1415	31	39	5999-01-544-3416	22	4
	31	79	6210-01-544-3469	34	4
	31	122	3040-01-544-3987	31	6
5360-01-544-1416	31	33		31	45
	31	73		31	85
	31	116	3835-01-544-4151	49	1
5365-01-544-2152	47	3	9905-01-544-4919	42	20
4010-01-544-2164	31	40		43	20
	31	80	9905-01-544-4927	39	2
	31	123	9905-01-544-4933	39	2
4930-01-544-2277	50	6	4730-01-544-5274	37	24
3040-01-544-2290	41	13		38	24
4930-01-544-2307	23	1	4710-01-544-5279	37	55
3120-01-544-2526	47	13	4010-01-544-5284	24	2
5306-01-544-2774	38	35		25	2
5306-01-544-2796	36	6		26	2
4720-01-544-3261	2	2	4710-01-544-5285	38	30
4730-01-544-3265	31	7	5340-01-544-5790	36	1
	31	46	4720-01-544-5969	BULK	4
	31	86	5330-01-544-6735	47	7

NATIONAL STOCK NUMBER INDEX

STOCK NUMBER	FIG.	ITEM	STOCK NUMBER	FIG.	ITEM
3040-01-544-8047	31	30		31	22
	31	70		31	62
	31	113		31	105
5120-01-545-6622	51	10	6135-01-553-7711	34	5
5360-01-547-5836	22	13	4730-12-151-1069	29	10
4930-01-547-6265	35	1	4730-12-151-1119	29	9
5305-01-547-9875	47	26	4730-12-370-1759	29	6
5340-01-547-9884	5	3	4730-12-370-1764	29	5
	19	4	4730-12-370-1766	29	2
4235-01-548-0855	32	1			
5310-01-548-0883	47	31			
4730-01-548-0892	17	5			
4730-01-548-0899	17	1			
4730-01-548-2569	24	18			
4730-01-548-2611	19	7			
4730-01-548-2616	37	34			
6680-01-548-3554	38	42			
4730-01-548-3573	18	1			
4710-01-548-4304	37	49			
4010-01-548-4443	47	19			
4930-01-548-5462	26	1			
6680-01-548-7172	39	6			
5305-01-553-3235	4	19			
	8	18			
	22	35			
	23	19			
	24	40			
	27	17			
	28	17			

PART NUMBER INDEX

Part Number	FIG.	ITEM	Part Number	FIG.	ITEM
0.094X1.000LDP	31	10	101034	38	27
	31	49	101038	42	27
	31	89		43	27
0000113-251	47	30	101045	37	3
0008349-401	47	17		41	10
0008349-402	47	5	101068	38	51
0008349-403	47	4	101069	37	26
0008349-404	47	18		38	29
0008561-001	47	3		39	8
00947195000	51	10	101070	37	29
08E004.12E	49	4		38	54
092704-200	51	13	101091	38	45
1001120SIG	5	3	101095	38	6
	19	4	101128	37	54
1001140	49	11	101141	37	48
	49	22	101152	42	15
1001230S1G	14	2		43	15
	18	3	101180	38	61
	30	10	101205	38	36
1001240	49	27	101230	37	25
10020-06	34	10		38	15
	34	15		39	9
10022-01	34	7	101284	38	60
101007	42	13	101337	38	8
	43	13	101379	BULK	4
101021	37	34	101379-1	38	9
101023	38	26	101490	42	6
101032	37	30	101612	42	22
	38	57		43	22

PART NUMBER INDEX

Part Number	FIG.	ITEM	Part Number	FIG.	ITEM
101615	42	21		42	4
	43	21		43	4
101659	42	17	102469	38	68
	43	17	102470	38	55
101670	42	20	102472	38	34
	43	20	102473	38	13
101685	38	7	102474	42	7
101749	37	17	102480	42	19
	39	12		43	19
	42	12	102482	39	3
	43	12	102485	36	11
101774	42	11	102486	36	12
	43	10	102489	38	1
101833	37	37	102490	36	39
	40	6	102491	40	1
101895	36	38	102501	38	30
101896	36	37	102502	38	28
102192	42	9	102503	38	64
102193	42	5	102504	38	59
10220-01	34	12	102505	38	65
	34	17	102506	38	56
10223-01	34	11	102507	38	53
	34	16	102508	38	52
102278	39	7	102509	38	66
102285	38	48	102510	38	67
102458L	36	27	102511	38	69
102458R	36	9	102513	37	55
102460	39	4	102514	37	49
102463	38	25	102515	36	4

PART NUMBER INDEX

Part Number	FIG.	ITEM	Part Number	FIG.	ITEM
102516	36	26	152011	38	18
103381	37	8	152020	38	37
103383	37	11	152025	38	41
103409	37	19	152074	38	19
10626	22	13	152075	38	23
10782-01	34	5	152080	38	42
10916-07-EAS0400 -FS	34	2	152081	38	38
10918-02-100	34	3	161001	37	43
13216E8243	9	6	162119	36	36
	10	6	162120	36	24
	11	8	162121	36	16
	12	7	162122	36	18
13219E0462	31	126	162123	36	15
	50	1	162124	36	17
13222E8212	29	1	162125	36	14
13222E8219-1	30	11	162126	36	19
13225E9140	50	3	162127	36	20
13226E1581-3	49	2	162128	36	21
13228E3435	6	1	184004	37	9
13229E6039	10	1	184011	37	15
141036	37	12	184037	37	7
151001	38	21	184038	37	21
151002	38	20	184047	41	3
151005	37	20	184048	41	7
	38	58	184081	37	16
151009	38	40	184093	37	18
151010	38	39	184166	37	14
152002	38	22	184167	37	13
			190011	41	15

PART NUMBER INDEX

Part Number	FIG.	ITEM	Part Number	FIG.	ITEM
190012	41	5		27	19
1P7-1P7 SS	42	1		28	19
201201-151	22	28		31	25
	24	21		31	65
201201-231	25	19		31	108
	26	19	220145	4	23
203397	25	18		8	22
	25	20		23	23
	26	18		24	44
	26	20		27	21
207807	24	15		28	21
	25	15		31	27
	26	15		31	67
207873	24	14		31	110
	25	14	220146	4	36
	26	14		4	40
20D-AL-TN	27	40		8	35
210189	22	11		8	39
212013	39	1		22	46
212048	41	13		23	36
220124-1	28	39		23	40
220130-1	4	41		24	57
220131-1	23	41		24	61
220132-1	27	39		27	34
220136-1	24	20		27	38
220142	4	21		28	34
	8	20		28	38
	23	21	220147	4	22
	24	42		8	21

PART NUMBER INDEX

Part Number	FIG.	ITEM	Part Number	FIG.	ITEM
	23	22	220153	4	11
	24	43		8	10
	27	20		23	11
	28	20		24	32
220148	22	37		27	9
220149	4	30		28	9
	8	29		31	15
	23	30		31	54
	24	51		31	94
	27	28	220154	4	15
	28	28		8	14
220150	4	8		23	15
	8	7		24	36
	23	8		27	13
	24	29		28	13
	27	6	220157	4	14
	28	6		8	13
220151	4	33		23	14
	8	30		24	35
	23	31		27	12
	24	52		28	12
	27	29	220159-1	4	35
	28	29		8	36
220152	4	10		22	38
	8	9		23	37
	23	10		24	58
	24	31		27	35
	27	8		28	35
	28	8	220159-2	4	34

PART NUMBER INDEX

Part Number	FIG.	ITEM	Part Number	FIG.	ITEM
	8	33	220204	4	24
	22	47		8	23
	23	34		23	24
	24	55		24	45
	27	32		27	22
	28	32		28	22
220161	4	37		31	28
	8	34		31	68
	22	41		31	111
	23	35	220265	4	28
	24	56		8	25
	27	33		22	50
	28	33		23	28
220162	4	39		24	49
	8	38		27	26
	22	43		28	26
	23	39		31	14
	24	60		31	53
	27	37		31	93
	28	37	220301	22	36
220163-3	4	29	220330	22	33
	8	28	220334	4	32
	23	29		8	32
	24	50		23	33
	27	27		24	54
	28	27		27	31
220164-1	22	34		28	31
220165-1	8	2		31	32
220201-1-18	22	45		31	72

PART NUMBER INDEX

Part Number	FIG.	ITEM	Part Number	FIG.	ITEM
	31	115		31	96
220335	4	31	220455-1	31	102
	8	31	220457	31	34
	23	32		31	74
	24	53		31	117
	27	30	220459	31	20
	28	30		31	60
220381-1	31	19		31	103
220383-1	31	59	220464	31	7
220429-1	31	23		31	46
	31	63		31	86
	31	106	220465	31	21
220430	31	30		31	61
	31	70		31	104
	31	113	220466	31	31
220432	31	6		31	71
	31	45		31	114
	31	85	220467	31	37
220435	31	26		31	77
	31	66		31	120
	31	109	220468	31	38
220446-1	31	35		31	78
	31	75		31	121
	31	118	220470	31	16
220446-2	31	36		31	55
	31	76		31	95
	31	119	220482	4	5
220449	31	17		8	4
	31	56		23	5

PART NUMBER INDEX

Part Number	FIG.	ITEM	Part Number	FIG.	ITEM
	24	26		8	15
	27	3		23	16
	28	3		24	37
	31	41		27	14
	31	81		28	14
	31	124	221669-1	22	3
220484	24	7	221686-1	22	30
	25	7	235RF-0201 MB	6	17
	26	7	235RF-0202 MBA	6	15
	31	11	235RF-02043A	6	9
	31	50	235RF-02052N	6	8
	31	90	235RF-020621	6	12
220724-007	22	9	235RF-020721	6	10
220893	24	11	235RF-02082P	6	13
	25	11	235RF-02092G	6	16
	26	11	235RF-02162S	6	11
221020-1	24	8	235RF-0221 2N	6	19
	25	8	235RF-02212S	6	14
	26	8	235RF-02212W	6	18
221026	24	4	23889	22	26
	25	4	23890	22	8
	26	4	23893	22	22
221075	24	5	24059	22	16
	25	5	24085	22	15
	26	5	24096	22	25
	31	13	251938-505	47	21
	31	52	271094	38	46
	31	92	271095	38	71
221284	4	16	271097	38	33

PART NUMBER INDEX

Part Number	FIG.	ITEM	Part Number	FIG.	ITEM
271111	43	5		24	25
271112	37	51		27	2
	38	63		28	2
2711126	38	73		31	42
271113	37	28		31	82
271122	37	50		31	125
271123	37	56	2L SS	43	1
	38	70	300597	46	2
271125	37	27	35551-6-400	6	7
	38	16	3610T32	BULK	1
	39	10	3610T32-1	1	8
271127	38	43		2	8
271130	37	47		3	8
271131	37	53		5	9
	38	47		6	22
271353	38	12		7	13
271498	37	42		9	12
282001	43	6		10	12
282004	43	7		11	12
282005	43	8		12	12
282016	43	9		13	6
282042	42	14		14	4
	43	14		15	4
282043	42	16		16	4
	43	16		17	6
2842687	4	4		18	6
	8	3		19	3
	22	44		20	3
	23	4		30	4

PART NUMBER INDEX

Part Number	FIG.	ITEM	Part Number	FIG.	ITEM
	34	23		27	36
	49	13		28	36
	49	20	47085	4	20
4 INCH TTMA/C440 1	6	6		8	19
				23	20
	9	7		24	41
	10	7		27	18
	11	5		28	18
	12	4	47115-100	22	39
401343	36	22		24	17
4030DAL-TN	31	99		25	17
4030DAL-TN-NHA	31	101		26	17
403740-705	47	31	47119	31	24
403796-020	47	22		31	64
40427	22	18		31	107
40V	49	9	47395	31	39
	49	18		31	79
40W	49	26		31	122
40W MODIFIED	49	14	47449	24	2
410.300300.130	29	6		25	2
44327	24	13		26	2
	25	13	47453	23	2
	26	13	47524	26	25
47032-1	22	31	47525	25	25
47036-1	24	19	47526	22	2
47062	4	38	47527	22	5
	8	37	47528	22	4
	22	42	47530	22	17
	23	38	47534	22	29
	24	59			

PART NUMBER INDEX

Part Number	FIG.	ITEM	Part Number	FIG.	ITEM
48-688-TN-SU	32	1	602840401	15	1
4804-TN-SU	32	2	60524009SG	34	30
4A-400-175540	7	8	6052409LSG	34	19
4INCH 150#FF/C44 01	34	18	60544000SG	34	25
4INCH BALL	49	23	64017B	21	1
4INCH BALL-NHA	49	24	64020GQ	27	1
4TP-4A SKID	36	1	64020H	23	3
4TP-4A TOOLS	36	13	64020N	24	18
5710-63-30	22	19	64031D	31	4
577R391	4	9	64031MQ	31	83
	8	8	64031PQ	31	43
	23	9	64185	23	1
	24	30	64201CGH2KQ	26	1
	27	7	64201CGH2MQ	25	1
	28	7	64201CGH5	24	1
59359TYII	48	1	64201H	24	3
600-0101-10	22	24		25	3
602620151	20	1	64210	26	3
602630401	18	1	700089	22	1
60264020SG	19	7	7192759-002	39	5
602640301	17	1	735SBA4000 ASAJ	52	2
60264030SG	17	5	7474C-1107	1	11
602730301	14	1	7475C-1307	30	13
60273030SG	14	6	78003-1	30	12
602740401	16	1	78007-1	1	2
60274040SG	16	6	78007-102	2	2
602830301	13	1	78007-3	3	1
60283030SG	13	4	78007-8	3	2
				1	3

PART NUMBER INDEX

Part Number	FIG.	ITEM	Part Number	FIG.	ITEM
	2	3		31	80
	3	3		31	123
78009-1	4	2	832.300.300.133	29	9
78009-100	4	1	850.300300.130	29	5
78010-1	31	3	853.300300.130	29	2
78010-100	31	2	853.300300.130-N HA	29	3
78021-100	9	1	85660200SK	51	2
	12	1	85660300SK	51	3
78024-100	11	1	85660400SK	51	4
78029-100	31	1	86805T38	1	7
78042-100	7	1		2	7
78046-100	51	1		3	7
78048-100	5	1		5	2
78053-100	34	1		6	2
78059-100	49	1		7	2
78065-100	50	6		9	11
78067-1	50	4		10	11
78100-100	45	1		11	11
78126-100	49	5		12	11
78128-100	49	3		13	5
800ER-2L-1P7-1P7	37	1		14	3
807ER	37	2		15	3
82499-1800	4	6		16	3
	8	5		17	2
	23	6		18	2
	24	27		19	2
	27	4		20	2
	28	4		30	3
82499-2000	31	40		34	22

PART NUMBER INDEX

Part Number	FIG.	ITEM	Part Number	FIG.	ITEM
	49	10	881621	37	23
	49	19	881623	37	10
881024	41	14	881630	41	12
881037	38	49	881670	41	17
881045	42	10	881673	41	4
881083	41	8	881711	38	74
881084	41	16	881714	39	13
881089	42	23	881722	37	45
881117	37	39		40	3
	40	5	881724	37	40
881119	41	6		40	9
881120	41	2	881725	37	38
881126	43	23		40	8
881157	37	4	881740	37	41
	41	11	881765	42	8
881247	43	2	881774	38	10
881249	37	36	881882	37	6
881259	38	11	881999	37	5
881260	37	44	882076	37	22
	40	4	882306	36	25
881301	42	26	882335	38	14
	43	26	882336	38	35
881317	42	2	882339	37	24
881318	41	9		38	24
881417	36	5	882341	38	4
	38	32	882342	37	35
881419	38	31		38	17
881422	36	6		39	11
881545	43	11	882343	37	46

PART NUMBER INDEX

Part Number	FIG.	ITEM	Part Number	FIG.	ITEM
	38	72	882949	38	50
882344	36	10		42	3
	37	52		43	3
	38	44	883012	36	7
882345	36	35	883189	39	6
882346	36	32	883233	38	75
882347	36	31	883344	38	62
882348	36	28	883578	42	18
882349	38	5		43	18
882352	42	25	883745	41	1
	43	25	883863	42	24
882353	36	23		43	24
882356	36	29	8873K11	51	12
882357	36	30	8K1	22	40
882358	36	34	90003	49	8
882359	36	33	90004	49	17
882360	37	32	90007	29	8
882361	37	33	95BCP	51	9
882362	39	2	98380A630	50	5
882373	39	2	A-A-59326/12-3A	20	7
882374	40	2	A-A-59326/21A-11	15	6
882376	36	2	-A		
882377	36	3	A01135-000	47	23
882378	44	1	A01340-009	47	24
882399	40	7	A01528-001	47	19
882667	36	8	A01529-002	47	32
882865	38	2	A01543-086	47	27
882867	38	3	A01544-048	47	10
882911	37	31	A01545-413	47	9

PART NUMBER INDEX

Part Number	FIG.	ITEM	Part Number	FIG.	ITEM
A01545-415	47	26		30	8
AA393-A2D	31	127	AA59326-G6	5	4
	50	2		19	5
AA59326-9	1	5		20	8
	2	5		27	41
	3	5	AA59326/10-5	20	4
	6	4		30	7
	7	4	AA59326/4A-4-A-1	6	5
	9	9		7	7
	10	9		9	8
	11	9		10	8
	12	9		11	4
	15	5		12	13
	16	5	AA59326/8-4-A-1	6	20
	17	4		7	11
	18	4		9	13
	19	8		10	13
	30	2		11	13
	31	100		12	8
	34	20	AA59326II19	1	4
	49	12		2	4
	49	21		3	4
	49	25	AA59326III16	5	5
AA59326-G-1	13	3	AA59326IX-9	1	6
	14	5		2	6
	17	8		3	6
	29	4		6	3
	30	6		7	3
AA59326-G5	20	5		9	10

PART NUMBER INDEX

Part Number	FIG.	ITEM	Part Number	FIG.	ITEM
	10	10	AA59553-10B	49	6
	11	10	AE88033R	8	1
	12	14	AE88038R	28	1
	15	2	AE88053R	4	3
	18	7	AL3018-1502	52	4
	30	1	B1821BH038C175N	6	23
	34	21		12	2
AA59326VI19	1	9	BH232A	51	11
	2	9	BUK5	48	6
	3	9	BXTBCGATPD0003	53	1
AA59326VII16	5	7	C206	BULK	3
AA59326X16	5	8	C256	BULK	2
	20	6	D02021-004	47	1
AA59326X19	1	10	DB6	48	12
	2	10	EAS-0400-IN	34	13
	3	10	EAS-0400-IN-NHA	34	14
	6	21	EAS-0400-OUT	34	8
	7	12	EAS-0400-OUT-NHA	34	9
	9	14	EP100	48	8
	10	14	EPLP25	48	9
	11	14	F0116	34	4
	12	10	F0116-NHA	34	6
	16	2	GF27028-17-TN	26	26
	17	3		31	58
	19	6	GF27029-11-TN	28	40
	30	9	GF27029-17-TN	25	26
	34	24		31	98
AA59326XI11	19	1	GF960-8	22	7
AA59326XI15	18	5	GL-1	49	7

PART NUMBER INDEX

Part Number	FIG.	ITEM	Part Number	FIG.	ITEM
GLO	48	7	M25988/1-040	24	16
GOG	48	4		25	16
H2525M	7	9		26	16
HB-F1	44	3	M25988/1-235	24	12
HB-G-1	44	4		25	12
HB-P-1	44	8		26	12
HB-P-CA	44	6	M370B091A0100A	1	1
HB-S-1	44	2	M370B091A0120A	2	1
HS18A	51	7	MEFS18V350M	46	1
HSBM1218B	51	8	MPC-F-20K-22276	33	1
IM2700	52	1	MPC-F-50K-22636	33	1
IM2950	52	3	MS16995-49	22	20
KB01324-007	47	13	MS16997-24L	4	17
LA01527-104	47	7		8	17
LA02031-001	47	29		23	18
LABC	48	13		24	39
LB01410-009	47	25		27	16
LC01321-109	47	8		28	16
LC01322-109	47	20	MS16997-32L	31	5
LC01334-519	47	15		31	44
LC030D-8	31	33		31	84
	31	73	MS16997-78L	24	10
	31	116		25	10
LD01414-013	47	16		26	10
LD01415-020	47	2	MS16998-20L	4	19
LD02020-004	47	33		8	18
LD03137-075	47	28		22	35
LP515-8R7	22	6		23	19
LP526C1024R8	22	23		24	40

PART NUMBER INDEX

Part Number	FIG.	ITEM	Part Number	FIG.	ITEM
	27	17		31	48
	28	17		31	88
	31	22	MS29513-010	4	27
	31	62		8	26
	31	105		22	49
MS19060-1012	22	10		23	27
MS21083C5	24	22		24	48
	25	22		27	25
	26	22		28	25
MS27028-11-TN	27	42	MS29513-014	4	7
MS27028-15	13	2		8	6
	17	7		23	7
	30	5		24	28
MS27183-14	6	24		27	5
	7	6		28	5
	9	3	MS29513-016	31	8
	10	3		31	47
	11	3		31	87
	12	3	MS29513-032	4	18
MS27183-21	34	27		8	16
MS27194-40	25	21		23	17
	26	21		24	38
MS29512-03	24	6		27	15
	25	6		28	15
	26	6	MS29513-126	22	14
	31	12	MS29513-133	4	12
	31	51		8	11
	31	91		23	12
MS29513-009	31	9		24	33

PART NUMBER INDEX

Part Number	FIG.	ITEM	Part Number	FIG.	ITEM
	27	10	MS35338-50	34	29
	28	10	MS51967-20	34	28
MS29513-147	22	21	MS51967-8	6	26
MS29513-227	22	32		7	10
MS29513-228	4	13		9	5
	8	12		10	5
	23	13		11	7
	24	34		12	6
	27	11	MS90725-168	34	26
	28	11	MS90725-64	9	2
MS29513-229	22	12		10	2
MS29513-234	31	18		11	2
	31	57	MS90725-73	7	5
	31	97	NAS1149C0563R	24	23
MS35206-276	4	26		25	23
	8	27		26	23
	22	48	NAS1149F0563P	24	9
	23	26		25	9
	24	47		26	9
	27	24	ODP12	48	5
	28	24	P-1000	51	5
MS35308-334	24	24	PENDING ITEM #11	47	11
	25	24	PENDING ITEM #12	47	12
	26	24	PENDING ITEM #14	47	14
MS35338-46	6	25	PENDING ITEM #6	47	6
	9	4	PIL10	48	10
	10	4	PL24693C50	4	25
	11	6		8	24
	12	5		23	25

PART NUMBER INDEX

Part Number	FIG.	ITEM
	24	46
	27	23
	28	23
	31	29
	31	69
	31	112
POLY55	48	2
PS10	48	3
PUSHOV	48	14
RN 300/3-8 NPSH	29	7
RRT-268-S	22	27
SC-B/2-B1	44	5
SC-B/2-D1	44	7
SC-HB-B-1	44	9
SSBV200	5	6
TK0400	KITS	1
TPI-4T-4A-1	35	1
TYB	48	11
UCDE	49	16
UCME75	49	15
VK80MS	29	10
YA581A	51	6

RECOMMENDED CHANGES TO PUBLICATIONS AND BLANK FORMS For use of this form, see AR 25-30; the proponent agency is ODISC4.	Use Part II (reverse) for Repair Parts and Special Tools Lists (RPSTL) and Supply Catalogs/Supply Manuals (SC/SM).	DATE:
---	--	-------

TO: (Forward to proponent of publication or form) (include ZIP code) AMSTA-LC-LMIT Tech Pubs, TACOM-RI 1 Rock Island Arsenal Rock Island, IL 61299-7630	FROM: (Activity and location) (include ZIP code)
---	--

PART I - ALL PUBLICATIONS (EXCEPT RPSTL AND SC/SM) AND BLANK FORMS

PUBLICATION/FORM NUMBER	DATE	TITLE
-------------------------	------	-------

ITEM NO.	PAGE NO.	PARA-GRAPH	LINE NO.*	FIGURE NO.	TABLE NO.	RECOMMENDED CHANGES AND REASON (Provide exact wording of recommended changes, if possible).
<h1>SAMPLE</h1>						

*Reference to line numbers within the paragraph or subparagraph.

TYPED NAME, GRADE, OR TITLE	TELEPHONE EXCHANGE/AUTOVON, PLUS EXTENSION	SIGNATURE
-----------------------------	--	-----------

TO: (Forward direct to addressee listed in publication) AMSTA-LC-LMIT Tech Pubs, TACOM-RI 1 Rock Island Arsenal Rock Island, IL 61299-7630	FROM: (Activity and location) (include ZIP code)	DATE:
---	--	-------

PART II - REPAIR PARTS AND SPECIAL TOOLS LISTS AND SUPPLY CATALOGS/SUPPLY MANUALS

PUBLICATION/FORM NUMBER TM 10-4930-361-24P	DATE 22 JANUARY 2008	TITLE TECHNICAL MANUAL, UNIT, DIRECT SUPPORT AND GENERAL SUPPORT MAINTENANCE REPAIR PARTS AND SPECIAL TOOLS LIST
---	-------------------------	---

PAGE NO.	COLM NO.	LINE NO.	NATIONAL STOCK NUMBER	REFERENCE NO.	FIGURE NO.	ITEM NO.	TOTAL NO. OF MAJOR ITEMS SUPPORTED	RECOMMENDED ACTION
0000 38-5					37	5		Item No. 5 reads part number 881998 it should read 881999.
<h1>SAMPLE</h1>								

PART III - REMARKS (Any general remarks or recommendations, or suggestions for improvement of publications and blank forms. Additional blank sheets may be used if more space is needed.)

TYPED NAME, GRADE, OR TITLE	TELEPHONE EXCHANGE/AUTOVON, PLUS EXTENSION	SIGNATURE
-----------------------------	---	-----------

RECOMMENDED CHANGES TO PUBLICATIONS AND BLANK FORMS For use of this form, see AR 25-30; the proponent agency is ODISC4.	Use Part II (reverse) for Repair Parts and Special Tools Lists (RPSTL) and Supply Catalogs/Supply Manuals (SC/SM).	DATE:
---	--	-------

TO: (Forward to proponent of publication or form) (include ZIP code) AMSTA-LC-LMIT Tech Pubs, TACOM-RI 1 Rock Island Arsenal Rock Island, IL 61299-7630	FROM: (Activity and location) (include ZIP code)
---	--

PART I - ALL PUBLICATIONS (EXCEPT RPSTL AND SC/SM) AND BLANK FORMS

PUBLICATION/FORM NUMBER	DATE	TITLE
-------------------------	------	-------

ITEM NO.	PAGE NO.	PARA-GRAPH	LINE NO.*	FIGURE NO.	TABLE NO.	RECOMMENDED CHANGES AND REASON (Provide exact wording of recommended changes, if possible).

*Reference to line numbers within the paragraph or subparagraph.

TYPED NAME, GRADE, OR TITLE	TELEPHONE EXCHANGE/AUTOVON, PLUS EXTENSION	SIGNATURE
-----------------------------	--	-----------

TO: (Forward direct to addressee listed in publication) AMSTA-LC-LMIT Tech Pubs, TACOM-RI 1 Rock Island Arsenal Rock Island, IL 61299-7630	FROM: (Activity and location) (include ZIP code)	DATE:
---	---	-------

PART II - REPAIR PARTS AND SPECIAL TOOLS LISTS AND SUPPLY CATALOGS/SUPPLY MANUALS

PUBLICATION/FORM NUMBER TM 10-4930-361-24P	DATE 22 JANUARY 2008	TITLE TECHNICAL MANUAL, UNIT, DIRECT SUPPORT AND GENERAL SUPPORT MAINTENANCE REPAIR PARTS AND SPECIAL TOOLS LIST
---	-------------------------	---

PAGE NO.	COLM NO.	LINE NO.	NATIONAL STOCK NUMBER	REFERENCE NO.	FIGURE NO.	ITEM NO.	TOTAL NO. OF MAJOR ITEMS SUPPORTED	RECOMMENDED ACTION

PART III - REMARKS (Any general remarks or recommendations, or suggestions for improvement of publications and blank forms.
Additional blank sheets may be used if more space is needed.)

TYPED NAME, GRADE, OR TITLE	TELEPHONE EXCHANGE/AUTOVON, PLUS EXTENSION	SIGNATURE
-----------------------------	---	-----------

TO: (Forward direct to addressee listed in publication) AMSTA-LC-LMIT Tech Pubs, TACOM-RI 1 Rock Island Arsenal Rock Island, IL 61299-7630	FROM: (Activity and location) (include ZIP code)	DATE:
---	---	-------

PART II - REPAIR PARTS AND SPECIAL TOOLS LISTS AND SUPPLY CATALOGS/SUPPLY MANUALS

PUBLICATION/FORM NUMBER TM 10-4930-361-24P	DATE 22 JANUARY 2008	TITLE TECHNICAL MANUAL, UNIT, DIRECT SUPPORT AND GENERAL SUPPORT MAINTENANCE REPAIR PARTS AND SPECIAL TOOLS LIST
---	-------------------------	---

PAGE NO.	COLM NO.	LINE NO.	NATIONAL STOCK NUMBER	REFERENCE NO.	FIGURE NO.	ITEM NO.	TOTAL NO. OF MAJOR ITEMS SUPPORTED	RECOMMENDED ACTION

PART III - REMARKS (Any general remarks or recommendations, or suggestions for improvement of publications and blank forms.
Additional blank sheets may be used if more space is needed.)

TYPED NAME, GRADE, OR TITLE	TELEPHONE EXCHANGE/AUTOVON, PLUS EXTENSION	SIGNATURE
-----------------------------	---	-----------

By Order of the Secretary of the Army:

GEORGE W. CASEY, JR.
General, United States Army
Chief of Staff

Official:

A handwritten signature in black ink that reads "Joyce E. Morrow". The signature is written in a cursive, flowing style.

JOYCE E. MORROW
Administrative Assistant to the
Secretary of the Army
0807309

Distribution:

To be distributed in accordance with the initial distribution number (IDN) 256957, requirements for TM 10-4930-361-24P.

PIN: 083372-000